



ASTON MARTIN OWNERS CLUB

Oulton Park International Circuit

21st August 2010



Results Provided by Timing Solutions Ltd
www.tsl-timing.com

Lackford Eng. Austin Healey Championship and Vredestein/JEC Jaguar XK Series

QUALIFYING - RACE 1 - CLASSIFICATION

POS	NO	CL	NAME	ENTRY	TIME	ON	LAPS	GAP	DIFF	MPH
1	1	B	David SMITHIES	Austin Healey 3000	1:59.286	3	7			81.24
2	88	G	Jeremy WELCH	Austin Healey 3000	2:01.008	7	7	1.722	1.722	80.08
3	17	B	David GRACE	Austin Healey 3000 Mkl	2:01.508	3	6	2.222	0.500	79.75
4	73	B	Chris CLARKSON	Austin Healey 3000 Mkl	2:04.606	3	6	5.320	3.098	77.77
5	9	E	Patrick HARRIS	Austin Healey Frogeye Sprite	2:05.418	4	6	6.132	0.812	77.27
6	16	B	Eric WOOLLEY	Austin Healey Sebring 3000	2:06.465	4	6	7.179	1.047	76.63
7	97	G	Anthony WORTHINGTON	Austin Healey 3000	2:09.351	4	6	10.065	2.886	74.92
8	19	B	Peter GRANT	Austin Healey 3000	2:09.512	4	5	10.226	0.161	74.82
9	27	D	Neil CAMERON	Austin Healey 'Arkley' Sprite	2:11.267	6	6	11.981	1.755	73.82
10	67	JD	Andrew MOORE	Jaguar XK120	2:14.195	6	6	14.909	2.928	72.21
11	98	A	Mark PANGBOURN	Austin Healey 100M	2:14.989	4	6	15.703	0.794	71.79
12	21	JD	Andrew WENMAN	Jaguar XK120	2:15.273	3	3	15.987	0.284	71.64
13	26	D	Brian BEDFORD	Austin Healey Sprite MkII	2:17.495	2	6	18.209	2.222	70.48
14	14	D	Jim PRIOR	Austin Healey Sprite	2:17.905	2	4	18.619	0.410	70.27
15	23	JC	Graham LOVE	Jaguar XK150	2:20.134	3	6	20.848	2.229	69.15
16	16	JA	John ROBERTS	Jaguar XK140	2:20.630	2	6	21.344	0.496	68.91
17	34	A	Harvey WOODS	Austin Healey 100M	2:21.826	4	5	22.540	1.196	68.33
18	25	B	Tom WALKER	Austin Healey 3000 MkII	2:24.101	2	5	24.815	2.275	67.25
19	99	G	Malcolm VAUGHAN	Austin Healey 3000	2:26.891	1	6	27.605	2.790	65.97
20	79	E	John RICHARDS	Austin Healey Frogeye Sprite	2:26.931	1	3	27.645	0.040	65.95

Car 17, 25 please fit working transponder for race

Weather / Track : Sunny / Dry

These results are provisional until the conclusion of any judicial and technical matters.

Oulton Park International
Circuit Length = 2.6920 miles
Start: 08:30 End: 08:48

Clerk of Course :		Timekeeper :
-------------------	--	--------------

Lackford Eng. Austin Healey Championship and Vredestein/JEC Jaguar XK Series

QUALIFYING - RACE 1 - LAP ANALYSIS

1	David SMITHIES		B Austin Healey 3000				
1 -	2:02.505	+ 3.219	8:34:37.230	5 -	2:02.112	+ 2.826	8:42:39.732
2 -	1:59.904	+ 0.618	8:36:37.134	6 -	2:02.481	+ 3.195	8:44:42.213
3 -	1:59.286		8:38:36.420	7 -	2:03.934	+ 4.648	8:46:46.147
4 -	2:01.200	+ 1.914	8:40:37.620				
9	Patrick HARRIS		E Austin Healey Frogeye Sprite				
1 -	2:09.936	+ 4.518	8:35:13.802	4 -	2:05.418		8:41:33.349
2 -	2:08.604	+ 3.186	8:37:22.406	5 -	2:12.068	+ 6.650	8:43:45.417
3 -	2:05.525	+ 0.107	8:39:27.931	6 -	2:19.791	+ 14.373	8:46:05.208
14	Jim PRIOR		D Austin Healey Sprite				
1 -	2:19.610	+ 1.705	8:35:27.740	3 -	2:59.439	+ 41.534	8:40:45.084
2 -	2:17.905		8:37:45.645	4 -	2:45.689 P	+ 27.784	8:43:30.773
16	Eric WOOLLEY		B Austin Healey Sebring 3000				
1 -	2:08.368	+ 1.903	8:35:11.704	4 -	2:06.465		8:41:32.302
2 -	2:07.427	+ 0.962	8:37:19.131	5 -	2:08.482	+ 2.017	8:43:40.784
3 -	2:06.706	+ 0.241	8:39:25.837	6 -	2:08.575	+ 2.110	8:45:49.359
16	John ROBERTS		JA Jaguar XK140				
1 -	2:21.059	+ 0.429	8:35:06.239	4 -	2:21.375	+ 0.745	8:42:09.859
2 -	2:20.630		8:37:26.869	5 -	2:23.429	+ 2.799	8:44:33.288
3 -	2:21.615	+ 0.985	8:39:48.484	6 -	2:22.061	+ 1.431	8:46:55.349
17	David GRACE		B Austin Healey 3000 Mkl				
1 -	2:06.271	+ 4.763	8:35:29.745	4 -	2:33.305	+ 31.797	8:42:16.361
2 -	2:11.803	+ 10.295	8:37:41.548	5 -	2:03.691	+ 2.183	8:44:20.052
3 -	2:01.508		8:39:43.056	6 -	2:25.697	+ 24.189	8:46:45.749
19	Peter GRANT		B Austin Healey 3000				
1 -	2:11.414	+ 1.902	8:35:15.973	4 -	2:09.512		8:41:44.962
2 -	2:09.871	+ 0.359	8:37:25.844	5 -	2:30.202 P	+ 20.690	8:44:15.164
3 -	2:09.606	+ 0.094	8:39:35.450				
21	Andrew WENMAN		JD Jaguar XK120				
1 -	2:19.722	+ 4.449	8:35:29.158	3 -	2:15.273		8:40:00.069
2 -	2:15.638	+ 0.365	8:37:44.796				
23	Graham LOVE		JC Jaguar XK150				
1 -	2:25.216	+ 5.082	8:35:52.140	4 -	2:20.628	+ 0.494	8:42:54.317
2 -	2:21.415	+ 1.281	8:38:13.555	5 -	2:21.090	+ 0.956	8:45:15.407
3 -	2:20.134		8:40:33.689	6 -	2:21.538	+ 1.404	8:47:36.945
25	Tom WALKER		B Austin Healey 3000 MkII				
1 -	2:25.965	+ 1.864	8:35:37.671	4 -	2:29.266	+ 5.165	8:42:58.730
2 -	2:24.101		8:38:01.772	5 -	2:27.727	+ 3.626	8:45:26.457
3 -	2:27.692	+ 3.591	8:40:29.464				
26	Brian BEDFORD		D Austin Healey Sprite MkII				
1 -	2:20.334	+ 2.839	8:35:26.512	4 -	2:18.530	+ 1.035	8:42:22.921
2 -	2:17.495		8:37:44.007	5 -	2:19.868	+ 2.373	8:44:42.789
3 -	2:20.384	+ 2.889	8:40:04.391	6 -	2:17.791	+ 0.296	8:47:00.580
27	Neil CAMERON		D Austin Healey 'Arkley' Sprite				
1 -	2:22.327	+ 11.060	8:35:25.675	4 -	2:11.867	+ 0.600	8:42:10.643
2 -	2:17.832	+ 6.565	8:37:43.507	5 -	2:15.195	+ 3.928	8:44:25.838
3 -	2:15.269	+ 4.002	8:39:58.776	6 -	2:11.267		8:46:37.105

Car 17, 25 please fit working transponder for race

Weather / Track : Sunny / Dry

Oulton Park International
Circuit Length = 2.6920 miles
Start: 08:30 End: 08:48

Lackford Eng. Austin Healey Championship and Vredestein/JEC Jaguar XK Series
QUALIFYING - RACE 1 - LAP ANALYSIS

34	Harvey WOODS		A Austin Healey 100M			
1 -	2:29.513	+ 7.687	8:36:08.984	4 -	2:21.826	8:43:19.010
2 -	2:24.848	+ 3.022	8:38:33.832	5 -	2:24.537	+ 2.711
3 -	2:23.352	+ 1.526	8:40:57.184			8:45:43.547
67	Andrew MOORE		JD Jaguar XK120			
1 -	2:19.198	+ 5.003	8:35:44.234	4 -	2:15.081	+ 0.886
2 -	2:16.996	+ 2.801	8:38:01.230	5 -	2:15.875	+ 1.680
3 -	2:14.722	+ 0.527	8:40:15.952	6 -	2:14.195	8:47:01.103
73	Chris CLARKSON		B Austin Healey 3000 Mkl			
1 -	2:07.067	+ 2.461	8:34:50.108	4 -	2:04.682	+ 0.076
2 -	2:05.912	+ 1.306	8:36:56.020	5 -	2:05.762	+ 1.156
3 -	2:04.606		8:39:00.626	6 -	2:08.560	+ 3.954
79	John RICHARDS		E Austin Healey Frogeye Sprite			
1 -	2:26.931		8:35:51.713	3 -	2:37.180	+ 10.249
2 -	2:33.383	+ 6.452	8:38:25.096			8:41:02.276
88	Jeremy WELCH		G Austin Healey 3000			
1 -	2:01.888	+ 0.880	8:34:28.977	5 -	2:08.945 P	+ 7.937
2 -	2:01.292	+ 0.284	8:36:30.269	6 -	2:12.334	+ 11.326
3 -	2:01.429	+ 0.421	8:38:31.698	7 -	2:01.008	8:46:56.425
4 -	2:02.440	+ 1.432	8:40:34.138			
97	Anthony WORTHINGTON		G Austin Healey 3000			
1 -	2:11.427	+ 2.076	8:34:47.939	4 -	2:09.351	8:41:16.682
2 -	2:09.805	+ 0.454	8:36:57.744	5 -	2:15.594	+ 6.243
3 -	2:09.587	+ 0.236	8:39:07.331	6 -	2:16.098	+ 6.747
98	Mark PANGBOURN		A Austin Healey 100M			
1 -	2:16.885	+ 1.896	8:35:24.097	4 -	2:14.989	8:42:14.704
2 -	2:18.967	+ 3.978	8:37:43.064	5 -	2:18.019	+ 3.030
3 -	2:16.651	+ 1.662	8:39:59.715	6 -	2:17.969	+ 2.980
99	Malcolm VAUGHAN		G Austin Healey 3000			
1 -	2:26.891		8:35:16.148	4 -	2:28.929	+ 2.038
2 -	2:28.577	+ 1.686	8:37:44.725	5 -	2:28.743	+ 1.852
3 -	2:30.987	+ 4.096	8:40:15.712	6 -	2:27.563	+ 0.672


Car 17, 25 please fit working transponder for race

Weather / Track : Sunny / Dry

Oulton Park International
 Circuit Length = 2.6920 miles
 Start: 08:30 End: 08:48

Lackford Eng. Austin Healey Championship and Vredestein/JEC Jaguar XK Series

RACE 1 - GRID

ROW 10	2:26.891 99 Malcolm VAUGHAN	2:26.931 79 John RICHARDS
ROW 9	2:21.826 34 Harvey WOODS	2:24.101 25 Tom WALKER
ROW 8	2:20.134 23 Graham LOVE	2:20.630 16 John ROBERTS
ROW 7	2:17.495 26 Brian BEDFORD	2:17.905 14 Jim PRIOR
ROW 6	2:14.989 98 Mark PANGBOURN	2:15.273 21 Andrew WENMAN
ROW 5	2:11.267 27 Neil CAMERON	2:14.195 67 Andrew MOORE
ROW 4	2:09.351 97 Anthony WORTHINGTON	2:09.512 19 Peter GRANT
ROW 3	2:05.418 9 Patrick HARRIS	2:06.465 16 Eric WOOLLEY
ROW 2	2:01.508 17 David GRACE	2:04.606 73 Chris CLARKSON
ROW 1	1:59.286 1 David SMITHIES	2:01.008 88 Jeremy WELCH
Pole		
		

Oulton Park International
Circuit Length = 2.6920 miles

These results are provisional until the conclusion of any judicial and technical matters.

Clerk of Course :	Timekeeper :
-------------------	--------------

Lackford Eng. Austin Healey Championship and Vredestein/JEC Jaguar XK Series

RACE 1 - CLASSIFICATION

POS	NO	CL	NAME	ENTRY	LAPS	TIME	GAP	DIFF	MPH	BEST	ON
1	1	B	David SMITHIES	Austin Healey 3000	15	30:21.842			79.79	1:58.655	4
2	88	G	Jeremy WELCH	Austin Healey 3000	15	30:35.823	13.981	13.981	79.18	1:59.733	3
3	73	B	Chris CLARKSON	Austin Healey 3000 MkI	15	31:17.428	55.586	41.605	77.43	2:02.610	5
4	16	B	Eric WOOLLEY	Austin Healey Sebring 3000	15	31:48.061	1:26.219	30.633	76.18	2:04.830	6
5	9	E	Patrick HARRIS	Austin Healey Frogeye Sprite	15	31:48.558	1:26.716	0.497	76.16	2:04.819	6
6	19	B	Peter GRANT	Austin Healey 3000	15	32:09.511	1:47.669	20.953	75.34	2:06.968	4
7	97	G	Anthony WORTHINGTON	Austin Healey 3000	15	32:45.472	2:23.630	35.961	73.96	2:07.939	6
8	27	D	Neil CAMERON	Austin Healey 'Arkley' Sprite	14	30:25.518	1 lap	1 lap	74.32	2:08.458	6
9	21	JD	Andrew WENMAN	Jaguar XK120	14	30:51.209	1 lap	25.691	73.29	2:08.576	5
10	67	JD	Andrew MOORE	Jaguar XK120	14	31:10.517	1 lap	19.308	72.53	2:10.758	5
11	26	D	Brian BEDFORD	Austin Healey Sprite MkII	14	31:37.037	1 lap	26.520	71.52	2:14.059	10
12	98	A	Mark PANGBOURN	Austin Healey 100M	14	31:42.865	1 lap	5.828	71.30	2:13.048	14
13	34	A	Harvey WOODS	Austin Healey 100M	13	30:23.691	2 laps	1 lap	69.08	2:16.763	7
14	14	D	Jim PRIOR	Austin Healey Sprite	13	30:30.004	2 laps	6.313	68.84	2:18.333	2
15	25	B	Tom WALKER	Austin Healey 3000 MkII	13	30:51.546	2 laps	21.542	68.04	2:08.408	11
16	16	JA	John ROBERTS	Jaguar XK140	13	31:04.855	2 laps	13.309	67.55	2:19.626	4
17	99	G	Malcolm VAUGHAN	Austin Healey 3000	13	31:38.069	2 laps	33.214	66.37	2:23.017	11

NOT CLASSIFIED

DNF	17	B	David GRACE	Austin Healey 3000 MkI	9	18:15.453	6 laps	4 laps	79.62	1:59.781	5
DNF	23	JC	Graham LOVE	Jaguar XK150	5	11:46.245	10 laps	4 laps	68.61	2:18.526	4

FASTEST LAP

1	B	David SMITHIES	Austin Healey 3000	4	1:58.655	81.67 mph	131.44 kph
88	G	Jeremy WELCH	Austin Healey 3000	3	1:59.733	80.94 mph	130.26 kph
9	E	Patrick HARRIS	Austin Healey Frogeye Sprite	6	2:04.819	77.64 mph	124.95 kph
27	D	Neil CAMERON	Austin Healey 'Arkley' Sprite	6	2:08.458	75.44 mph	121.41 kph
21	JD	Andrew WENMAN	Jaguar XK120	5	2:08.576	75.37 mph	121.30 kph
98	A	Mark PANGBOURN	Austin Healey 100M	14	2:13.048	72.84 mph	117.22 kph
23	JC	Graham LOVE	Jaguar XK150	4	2:18.526	69.96 mph	112.58 kph
16	JA	John ROBERTS	Jaguar XK140	4	2:19.626	69.40 mph	111.70 kph

Weather / Track : Bright / Dry

These results are provisional until the conclusion of any judicial and technical matters.

Oulton Park International
Circuit Length = 2.6920 miles
Start: 12:02 End: 12:35

Clerk of Course :	Timekeeper :
-------------------	--------------

Lackford Eng. Austin Healey Championship and Vredestein/JEC Jaguar XK Series
RACE 1 - LAP CHART

Lap 1			Lap 2			Lap 3			Lap 4			Lap 5		
No	Behind	Laptime	No	Behind	Laptime	No	Behind	Laptime	No	Behind	Laptime	No	Behind	Laptime
1		2:06.799	1		2:00.438	1		1:59.545	1		1:58.655	1		1:59.418
88	1.353	2:08.152	88	1.307	2:00.392	88	1.495	1:59.733	88	2.656	1:59.816	88	3.498	2:00.260
17	1.697	2:08.496	17	1.912	2:00.653	17	2.405	2:00.038	17	3.668	1:59.918	17	4.031	1:59.781
73	4.761	2:11.560	73	7.694	2:03.371	73	11.573	2:03.424	73	16.447	2:03.529	73	19.639	2:02.610
16	5.116	2:11.915	16	10.990	2:06.312	16	17.459	2:06.014	16	24.325	2:05.521	16	30.349	2:05.442
9	5.690	2:12.489	9	11.511	2:06.259	9	17.969	2:06.003	9	24.787	2:05.473	9	31.284	2:05.915
19	7.944	2:14.743	19	15.115	2:07.609	19	22.553	2:06.983	19	30.866	2:06.968	19	39.532	2:08.084
97	11.047	2:17.846	97	19.909	2:09.300	97	29.614	2:09.250	97	39.446	2:08.487	97	48.846	2:08.818
21	13.490	2:20.289	27	22.524	2:08.790	27	32.126	2:09.147	27	42.046	2:08.575	27	51.164	2:08.536
27	14.172	2:20.971	21	24.529	2:11.477	21	35.361	2:10.377	21	46.717	2:10.011	21	55.875	2:08.576
67	15.054	2:21.853	67	27.197	2:12.581	67	39.215	2:11.563	67	51.458	2:10.898	67	1:02.798	2:10.758
98	17.573	2:24.372	98	31.907	2:14.772	98	46.972	2:14.610	98	1:02.644	2:14.327	25	1 LAP	2:10.517
26	17.654	2:24.453	26	32.158	2:14.942	26	47.293	2:14.680	26	1:02.948	2:14.310	98	1:17.507	2:14.281
14	18.994	2:25.793	14	36.889	2:18.333	14	56.731	2:19.387	25	1 LAP	4:04.223 P	26	1:18.191	2:14.661
25	21.542	2:28.341	23	42.732	2:20.313	23	1:02.309	2:19.122	14	1:17.758	2:19.682	14	1:38.749	2:20.409
16	22.584	2:29.383	16	44.666	2:22.520	16	1:05.802	2:20.681	23	1:22.180	2:18.526	23	1:41.390	2:18.628
23	22.857	2:29.656	34	44.998	2:21.752	34	1:06.275	2:20.822	16	1:26.773	2:19.626	16	1:48.072	2:20.717
34	23.684	2:30.483	99	52.971	2:24.586	99	1:18.047	2:24.621	34	1:27.229	2:19.609	34	1:48.723	2:20.912
99	28.823	2:35.622	25	57.201	2:36.097 P				99	1:43.029	2:23.637			

Weather / Track : Bright / Dry

Oulton Park International
 Circuit Length = 2.6920 miles
 Start: 12:02 End: 12:35

Lackford Eng. Austin Healey Championship and Vredestein/JEC Jaguar XK Series

RACE 1 - LAP CHART

Lap 6			Lap 7			Lap 8			Lap 9			Lap 10		
No	Behind	Laptime	No	Behind	Laptime	No	Behind	Laptime	No	Behind	Laptime	No	Behind	Laptime
1		2:00.661	1		2:01.004	1		2:02.742	1		2:01.344	1		2:01.501
88	4.814	2:01.977	17	6.458	2:02.368	17	4.999	2:01.283	17	4.847	2:01.192	98	1 LAP	2:14.592
17	5.094	2:01.724	88	6.714	2:02.904	88	11.092	2:07.120	88	12.057	2:02.309	26	1 LAP	2:14.527
99	1 LAP	2:24.854	34	1 LAP	2:21.629	14	1 LAP	2:24.219	73	33.530	2:04.621	88	14.384	2:03.828
73	22.443	2:03.465	16	1 LAP	2:24.422	34	1 LAP	2:16.763	34	1 LAP	2:18.406	73	38.511	2:06.482
16	34.518	2:04.830	73	27.231	2:05.792	73	30.253	2:05.764	14	1 LAP	2:22.151	34	1 LAP	2:17.455
9	35.442	2:04.819	99	1 LAP	2:30.719	16	1 LAP	2:24.405	16	55.000	2:08.039	14	1 LAP	2:21.047
19	46.770	2:07.899	16	40.990	2:07.476	16	48.305	2:10.057	16	1 LAP	2:23.940	16	1:01.951	2:08.452
97	56.124	2:07.939	9	44.146	2:09.708	9	51.816	2:10.412	9	59.139	2:08.667	9	1:06.180	2:08.542
27	58.961	2:08.458	19	56.177	2:10.411	19	1:01.552	2:08.117	19	1:09.317	2:09.109	19	1:17.446	2:09.630
21	1:04.250	2:09.036	97	1:04.364	2:09.244	99	1 LAP	2:28.457	97	1:21.028	2:10.950	16	1 LAP	2:24.074
67	1:13.216	2:11.079	27	1:08.014	2:10.057	97	1:11.422	2:09.800	27	1:24.687	2:11.117	97	1:29.196	2:09.669
25	1 LAP	2:09.573	21	1:16.041	2:12.795	27	1:14.914	2:09.642	99	1 LAP	2:27.090	27	1:32.913	2:09.727
98	1:31.388	2:14.542	67	1:27.139	2:14.927	21	1:25.090	2:11.791	21	1:35.699	2:11.953	21	1:47.493	2:13.295
26	1:32.170	2:14.640	25	1 LAP	2:12.025	67	1:38.262	2:13.865	25	1 LAP	2:09.835	99	1 LAP	2:25.263
14	1:58.855	2:20.767	98	1:46.584	2:16.200	25	1 LAP	2:08.847	67	1:50.656	2:13.738	25	1 LAP	2:08.603
			26	1:46.794	2:15.628	98	1:58.035	2:14.193						
						26	1:58.330	2:14.278						

Weather / Track : Bright / Dry

Oulton Park International
 Circuit Length = 2.6920 miles
 Start: 12:02 End: 12:35

Lackford Eng. Austin Healey Championship and Vredestein/JEC Jaguar XK Series

RACE 1 - LAP CHART

Lap 11			Lap 12			Lap 13			Lap 14			Lap 15		
No	Behind	Laptime	No	Behind	Laptime	No	Behind	Laptime	No	Behind	Laptime	No	Behind	Laptime
1		2:02.337	1		2:01.928	1		2:02.548	1		2:01.355	1		2:01.567
67	1 LAP	2:13.283	25	2 LAPS	2:09.612	21	1 LAP	2:13.290	88	15.102	2:03.188	34	2 LAPS	2:19.218
88	14.646	2:02.599	67	1 LAP	2:14.133	25	2 LAPS	2:08.408	16	2 LAPS	2:25.510	27	1 LAP	2:10.801
98	1 LAP	2:13.926	99	2 LAPS	2:23.831	88	13.269	2:02.002	21	1 LAP	2:14.593	14	2 LAPS	2:19.862
26	1 LAP	2:14.059	88	13.815	2:01.097	67	1 LAP	2:15.017	25	2 LAPS	2:14.347	88	13.981	2:00.446
73	41.442	2:05.268	26	1 LAP	2:15.379	99	2 LAPS	2:23.017	67	1 LAP	2:14.535	21	1 LAP	2:11.075
16	1:09.432	2:09.818	98	1 LAP	2:25.635	26	1 LAP	2:14.152	73	52.340	2:05.222	25	2 LAPS	2:11.118
9	1:11.888	2:08.045	73	45.406	2:05.892	73	48.473	2:05.615	99	2 LAPS	2:23.024	16	2 LAPS	2:24.790
34	1 LAP	2:20.130	16	1:14.094	2:06.590	98	1 LAP	2:14.424	26	1 LAP	2:15.289	67	1 LAP	2:12.287
14	1 LAP	2:19.377	9	1:15.741	2:05.781	16	1:17.795	2:06.249	98	1 LAP	2:13.943	73	55.586	2:04.813
19	1:23.473	2:08.364	19	1:28.987	2:07.442	9	1:18.259	2:05.066	16	1:21.883	2:05.443	26	1 LAP	2:16.039
97	1:35.273	2:08.414	34	1 LAP	2:18.900	19	1:34.382	2:07.943	9	1:22.434	2:05.530	99	2 LAPS	2:23.348
16	1 LAP	2:21.920	14	1 LAP	2:19.413	34	1 LAP	2:17.612	19	1:40.509	2:07.482	98	1 LAP	2:13.048
27	1:40.005	2:09.429	97	1:41.308	2:07.963	97	1:48.544	2:09.784	97	1:55.833	2:08.644	16	1:26.219	2:05.903
21	1:57.807	2:12.651	27	1:48.552	2:10.475	14	1 LAP	2:19.564				9	1:26.716	2:05.849
			16	1 LAP	2:22.867	27	1:55.797	2:09.793				19	1:47.669	2:08.727
												97	2:23.630	2:29.364

Weather / Track : Bright / Dry

Oulton Park International
 Circuit Length = 2.6920 miles
 Start: 12:02 End: 12:35

Aston Martin GT4 Challenge of Great Britain

QUALIFYING - RACE 2 - CLASSIFICATION

POS	NO	CL	NAME	ENTRY	TIME	ON	LAPS	GAP	DIFF	MPH
1	47		SCRAGG / SCRAGG	Aston Martin N24	1:48.298	8	12			89.48
2	8		APPLEBY / APPLEBY	Aston Martin GT4	1:48.382	9	12	0.084	0.084	89.41
3	77		PORRITT / REICHMAN	Aston Martin N24	1:49.100	10	11	0.802	0.718	88.82
4	38		BYRNE / SNOWDON	Aston Martin N24	1:49.182	8	11	0.884	0.082	88.76
5	24		BONNER / BLACK	Aston Martin N24	1:49.457	7	12	1.159	0.275	88.53
6	23		SANTAL / METAXA	Aston Martin GT4	1:49.819	12	12	1.521	0.362	88.24
7	7		WEST / BROWN	Aston Martin N24	1:49.861	12	12	1.563	0.042	88.21
8	80		GOBLE / MILLER	Aston Martin GT4	1:52.516	11	11	4.218	2.655	86.13
9	21		GOLDSMITH / MAHMOUD	Aston Martin N24	1:53.145	8	14	4.847	0.629	85.65
10	18		Robert RAWE	Aston Martin N24	1:53.654	13	13	5.356	0.509	85.27
11	10		TRIBEL / MANTELLO	Aston Martin GT4	1:55.596	8	11	7.298	1.942	83.83
12	91		Christopher KEMP	Aston Martin GT4	1:58.559	9	10	10.261	2.963	81.74

Weather / Track : Bright / Dry
 These results are provisional until the conclusion of any judicial and technical matters.

Oulton Park International
 Circuit Length = 2.6920 miles
 Start: 08:53 End: 09:25

Clerk of Course :		Timekeeper :
-------------------	--	--------------

Aston Martin GT4 Challenge of Great Britain

QUALIFYING - RACE 2 - LAP ANALYSIS

7	WEST / BROWN			Aston Martin N24			
1 -	2:08.812	+ 18.951	8:58:19.770	7 -	1:51.116	+ 1.255	9:12:57.824
2 -	2:01.793	+ 11.932	9:00:21.563	8 -	1:50.380	+ 0.519	9:14:48.204
3 -	2:09.702	+ 19.841	9:02:31.265	9 -	2:00.730	+ 10.869	9:16:48.934
4 -	1:54.638	+ 4.777	9:04:25.903	10 -	1:57.691 P	+ 7.830	9:18:46.625
5 -	2:04.938 P	+ 15.077	9:06:30.841	11 -	3:37.148	+ 1:47.287	9:22:23.773
6 -	4:35.867	+ 2:46.006	9:11:06.708	12 -	1:49.861		9:24:13.634
8	APPLEBY / APPLEBY			Aston Martin GT4			
1 -	2:02.266	+ 13.884	8:58:04.458	7 -	1:49.994	+ 1.612	9:13:21.683
2 -	1:58.158	+ 9.776	9:00:02.616	8 -	1:48.832	+ 0.450	9:15:10.515
3 -	1:57.801	+ 9.419	9:02:00.417	9 -	1:48.382		9:16:58.897
4 -	2:25.609 P	+ 37.227	9:04:26.026	10 -	2:03.808	+ 15.426	9:19:02.705
5 -	5:05.522	+ 3:17.140	9:09:31.548	11 -	2:10.428	+ 22.046	9:21:13.133
6 -	2:00.141	+ 11.759	9:11:31.689	12 -	1:48.657	+ 0.275	9:23:01.790
10	TRIBEL / MANTELLO			Aston Martin GT4			
1 -	2:20.770	+ 25.174	8:59:30.087	7 -	1:58.989	+ 3.393	9:15:24.999
2 -	2:15.121	+ 19.525	9:01:45.208	8 -	1:55.596		9:17:20.595
3 -	2:13.226	+ 17.630	9:03:58.434	9 -	1:56.607	+ 1.011	9:19:17.202
4 -	2:10.270	+ 14.674	9:06:08.704	10 -	2:39.419	+ 43.823	9:21:56.621
5 -	2:19.415 P	+ 23.819	9:08:28.119	11 -	2:02.497	+ 6.901	9:23:59.118
6 -	4:57.891	+ 3:02.295	9:13:26.010				
18	Robert RAWE			Aston Martin N24			
1 -	2:03.057	+ 9.403	8:58:05.614	8 -	1:54.828	+ 1.174	9:11:37.258
2 -	1:58.215	+ 4.561	9:00:03.829	9 -	2:12.531 P	+ 18.877	9:13:49.789
3 -	1:57.056	+ 3.402	9:02:00.885	10 -	4:13.476	+ 2:19.822	9:18:03.265
4 -	1:57.230	+ 3.576	9:03:58.115	11 -	1:56.889	+ 3.235	9:20:00.154
5 -	1:54.289	+ 0.635	9:05:52.404	12 -	1:54.998	+ 1.344	9:21:55.152
6 -	1:55.041	+ 1.387	9:07:47.445	13 -	1:53.654		9:23:48.806
7 -	1:54.985	+ 1.331	9:09:42.430				
21	GOLDSMITH / MAHMOUD			Aston Martin N24			
1 -	2:07.055	+ 13.910	8:58:19.050	8 -	1:53.145		9:12:01.928
2 -	2:02.163	+ 9.018	9:00:21.213	9 -	1:54.494	+ 1.349	9:13:56.422
3 -	2:01.184	+ 8.039	9:02:22.397	10 -	1:54.286	+ 1.141	9:15:50.708
4 -	1:58.567	+ 5.422	9:04:20.964	11 -	1:53.965	+ 0.820	9:17:44.673
5 -	1:55.090	+ 1.945	9:06:16.054	12 -	1:55.606	+ 2.461	9:19:40.279
6 -	1:57.191	+ 4.046	9:08:13.245	13 -	2:02.130	+ 8.985	9:21:42.409
7 -	1:55.538	+ 2.393	9:10:08.783	14 -	1:55.887	+ 2.742	9:23:38.296
23	SANTAL / METAXA			Aston Martin GT4			
1 -	2:03.948	+ 14.129	8:58:56.979	7 -	1:50.692	+ 0.873	9:12:41.636
2 -	1:57.412	+ 7.593	9:00:54.391	8 -	2:02.918 P	+ 13.099	9:14:44.554
3 -	1:56.193	+ 6.374	9:02:50.584	9 -	3:37.291	+ 1:47.472	9:18:21.845
4 -	2:04.741 P	+ 14.922	9:04:55.325	10 -	1:50.885	+ 1.066	9:20:12.730
5 -	4:04.703	+ 2:14.884	9:09:00.028	11 -	1:49.910	+ 0.091	9:22:02.640
6 -	1:50.916	+ 1.097	9:10:50.944	12 -	1:49.819		9:23:52.459
24	BONNER / BLACK			Aston Martin N24			
1 -	2:01.837	+ 12.380	8:58:23.957	7 -	1:49.457		9:13:08.841
2 -	1:58.729	+ 9.272	9:00:22.686	8 -	1:58.620 P	+ 9.163	9:15:07.461
3 -	1:58.750	+ 9.293	9:02:21.436	9 -	4:10.541	+ 2:21.084	9:19:18.002
4 -	2:24.343 P	+ 34.886	9:04:45.779	10 -	2:04.401	+ 14.944	9:21:22.403
5 -	4:42.425	+ 2:52.968	9:09:28.204	11 -	1:49.511	+ 0.054	9:23:11.914
6 -	1:51.180	+ 1.723	9:11:19.384	12 -	1:49.545	+ 0.088	9:25:01.459
38	BYRNE / SNOWDON			Aston Martin N24			
1 -	2:07.052	+ 17.870	8:58:30.443	7 -	1:50.354	+ 1.172	9:12:30.205
2 -	2:09.181	+ 19.999	9:00:39.624	8 -	1:49.182		9:14:19.387
3 -	2:02.515	+ 13.333	9:02:42.139	9 -	1:56.732	+ 7.550	9:16:16.119

Weather / Track : Bright / Dry

Oulton Park International
Circuit Length = 2.6920 miles
Start: 08:53 End: 09:25

Aston Martin GT4 Challenge of Great Britain

QUALIFYING - RACE 2 - LAP ANALYSIS


4 -	2:00.923	+ 11.741	9:04:43.062	10 -	1:49.704	+ 0.522	9:18:05.823
5 -	2:06.950 P	+ 17.768	9:06:50.012	11 -	1:58.325 P	+ 9.143	9:20:04.148
6 -	3:49.839	+ 2:00.657	9:10:39.851				
47	SCRAGG / SCRAGG		Aston Martin N24				
1 -	2:04.344	+ 16.046	8:58:05.100	7 -	1:48.604	+ 0.306	9:12:26.066
2 -	1:58.244	+ 9.946	9:00:03.344	8 -	1:48.298		9:14:14.364
3 -	1:58.429	+ 10.131	9:02:01.773	9 -	2:19.721 P	+ 31.423	9:16:34.085
4 -	2:06.220 P	+ 17.922	9:04:07.993	10 -	3:47.347	+ 1:59.049	9:20:21.432
5 -	4:39.216	+ 2:50.918	9:08:47.209	11 -	1:48.623	+ 0.325	9:22:10.055
6 -	1:50.253	+ 1.955	9:10:37.462	12 -	2:25.717 P	+ 37.419	9:24:35.772
77	PORRITT / REICHMAN		Aston Martin N24				
1 -	2:07.756	+ 18.656	8:58:18.350	7 -	1:49.278	+ 0.178	9:11:56.958
2 -	2:02.155	+ 13.055	9:00:20.505	8 -	1:49.551	+ 0.451	9:13:46.509
3 -	2:00.009	+ 10.909	9:02:20.514	9 -	1:52.763	+ 3.663	9:15:39.272
4 -	2:08.011 P	+ 18.911	9:04:28.525	10 -	1:49.100		9:17:28.372
5 -	3:48.720	+ 1:59.620	9:08:17.245	11 -	1:56.706 P	+ 7.606	9:19:25.078
6 -	1:50.435	+ 1.335	9:10:07.680				
80	GOBLE / MILLER		Aston Martin GT4				
1 -	2:00.659	+ 8.143	8:58:40.434	7 -	1:54.189	+ 1.673	9:15:11.571
2 -	1:58.187	+ 5.671	9:00:38.621	8 -	1:53.395	+ 0.879	9:17:04.966
3 -	2:07.374 P	+ 14.858	9:02:45.995	9 -	2:00.773 P	+ 8.257	9:19:05.739
4 -	6:43.551	+ 4:51.035	9:09:29.546	10 -	3:58.719	+ 2:06.203	9:23:04.458
5 -	1:53.950	+ 1.434	9:11:23.496	11 -	1:52.516		9:24:56.974
6 -	1:53.886	+ 1.370	9:13:17.382				
91	Christopher KEMP		Aston Martin GT4				
1 -	2:14.609	+ 16.050	8:59:31.702	6 -	2:09.296 P	+ 10.737	9:10:02.738
2 -	2:13.867	+ 15.308	9:01:45.569	7 -	3:40.667	+ 1:42.108	9:13:43.405
3 -	2:04.578	+ 6.019	9:03:50.147	8 -	2:00.211	+ 1.652	9:15:43.616
4 -	2:01.915	+ 3.356	9:05:52.062	9 -	1:58.559		9:17:42.175
5 -	2:01.380	+ 2.821	9:07:53.442	10 -	2:16.233 P	+ 17.674	9:19:58.408

Weather / Track : Bright / Dry

Oulton Park International
Circuit Length = 2.6920 miles
Start: 08:53 End: 09:25

Aston Martin GT4 Challenge of Great Britain

RACE 2 - GRID

ROW 6	1:55.596 10 TRIBEL / MANTELLO	1:58.559 91 Christopher KEMP
ROW 5	1:53.145 21 GOLDSMITH / MAHMOUD	1:53.654 18 Robert RAWE
ROW 4	1:49.861 7 WEST / BROWN	1:52.516 80 GOBLE / MILLER
ROW 3	1:49.457 24 BONNER / BLACK	1:49.819 23 SANTAL / METAXA
ROW 2	1:49.100 77 PORRITT / REICHMAN	1:49.182 38 BYRNE / SNOWDON
ROW 1	1:48.298 47 SCRAGG / SCRAGG	1:48.382 8 APPLEBY / APPLEBY
Pole		
		

Oulton Park International
Circuit Length = 2.6920 miles

These results are provisional until the conclusion of any judicial and technical matters.

Clerk of Course :		Timekeeper :
-------------------	--	--------------

Aston Martin GT4 Challenge of Great Britain

RACE 2 - CLASSIFICATION

POS	NO	CL	NAME	ENTRY	LAPS	TIME	GAP	DIFF	MPH	BEST	ON
1	47		SCRAGG / SCRAGG	Aston Martin N24	47	1:30:12.988			84.14	1:49.053	8
2	8		APPLEBY / APPLEBY	Aston Martin GT4	47	1:30:16.423	3.435	3.435	84.09	1:48.888	8
3	77		REICHMAN / PORRITT	Aston Martin N24	47	1:31:28.474	1:15.486	1:12.051	82.99	1:49.608	23
4	23		METAXA / SANTAL	Aston Martin GT4	47	1:31:59.850	1:46.862	31.376	82.51	1:51.014	27
5	80		Les GOBLE	Aston Martin GT4	46	1:30:25.224	1 lap	1 lap	82.17	1:52.181	31
6	18		Robert RAWE	Aston Martin N24	46	1:30:45.373	1 lap	20.149	81.86	1:52.297	34
7	7		BROWN / WEST	Aston Martin N24	46	1:30:45.581	1 lap	0.208	81.86	1:50.648	35
8	21		John GOLDSMITH	Aston Martin N24	45	1:31:34.744	2 laps	1 lap	79.36	1:54.497	10
9	91		Christopher KEMP	Aston Martin GT4	44	1:30:31.638	3 laps	1 lap	78.50	1:55.927	13
10	10		TRIBEL / MANTELLO	Aston Martin GT4	44	1:31:35.884	3 laps	1:04.246	77.58	1:55.546	44
NOT CLASSIFIED											
DNC	24		BLACK / BONNER	Aston Martin N24	36	1:12:10.469	11 laps	8 laps	80.56	1:50.493	25
DNC	38		BYRNE / SNOWDON	Aston Martin N24	32	1:31:57.842	15 laps	4 laps	56.20	1:50.951	25
FASTEST LAP											
	8		APPLEBY / APPLEBY	Aston Martin GT4	8	1:48.888			89.00 mph	143.23 kph	

Weather / Track : Cloudy / Dry

These results are provisional until the conclusion of any judicial and technical matters.

Oulton Park International
Circuit Length = 2.6920 miles
Start: 13:33 End: 15:05

Clerk of Course :	Timekeeper :
-------------------	--------------

Aston Martin GT4 Challenge of Great Britain

RACE 2 - LAP CHART

Lap 1			Lap 2			Lap 3			Lap 4			Lap 5		
No	Behind	Laptime	No	Behind	Laptime	No	Behind	Laptime	No	Behind	Laptime	No	Behind	Laptime
47		2:02.079	8		1:55.331	8		1:51.904	8		1:50.628	8		1:50.539
8	0.538	2:02.617	47	0.223	1:56.092	23	0.996	1:52.167	23	1.559	1:51.191	47	1.757	1:50.397
23	2.055	2:04.134	23	0.733	1:54.547	47	1.617	1:53.298	47	1.899	1:50.910	23	3.514	1:52.494
77	2.853	2:04.932	77	3.205	1:56.221	77	6.681	1:55.380	77	11.121	1:55.068	77	17.117	1:56.535
24	6.201	2:08.280	24	10.755	2:00.423	24	17.872	1:59.021	24	25.725	1:58.481	24	32.675	1:57.489
38	6.649	2:08.728	38	11.304	2:00.524	38	19.204	1:59.804	38	26.680	1:58.104	38	34.166	1:58.025
7	6.988	2:09.067	7	13.106	2:01.987	7	19.877	1:58.675	7	26.867	1:57.618	7	34.286	1:57.958
80	7.441	2:09.520	80	13.528	2:01.956	80	20.398	1:58.774	80	27.519	1:57.749	80	34.765	1:57.785
18	7.998	2:10.077	18	13.968	2:01.839	18	20.744	1:58.680	18	27.809	1:57.693	18	35.425	1:58.155
21	8.443	2:10.522	21	14.308	2:01.734	21	21.314	1:58.910	21	28.731	1:58.045	21	35.780	1:57.588
10	13.244	2:15.323	10	23.764	2:06.389	10	37.129	2:05.269	10	50.045	2:03.544	10	1:01.088	2:01.582
91	13.686	2:15.765	91	24.235	2:06.418	91	37.448	2:05.117	91	50.480	2:03.660	91	1:01.395	2:01.454

Weather / Track : Cloudy / Dry

Oulton Park International
Circuit Length = 2.6920 miles
Start: 13:33 End: 15:05

Aston Martin GT4 Challenge of Great Britain

RACE 2 - LAP CHART

Lap 6			Lap 7			Lap 8			Lap 9			Lap 10		
No	Behind	Laptime	No	Behind	Laptime	No	Behind	Laptime	No	Behind	Laptime	No	Behind	Laptime
8		1:49.753	8		1:49.567	8		1:48.888	8		1:49.007	8		1:49.276
47	2.183	1:50.179	47	2.095	1:49.479	47	2.260	1:49.053	47	2.342	1:49.089	47	2.623	1:49.557
23	5.415	1:51.654	23	7.418	1:51.570	23	9.990	1:51.460	23	13.385	1:52.402	10	1 LAP	2:06.822
77	25.839	1:58.475	77	33.981	1:57.709	77	42.101	1:57.008	77	50.610	1:57.516	23	16.415	1:52.306
24	38.901	1:55.979	24	45.136	1:55.802	24	50.926	1:54.678	24	56.754	1:54.835	77	57.874	1:56.540
38	40.875	1:56.462	38	46.959	1:55.651	38	53.286	1:55.215	7	58.944	1:54.635	24	1:01.988	1:54.510
7	41.005	1:56.472	7	47.430	1:55.992	7	53.316	1:54.774	38	1:00.774	1:56.495	7	1:02.377	1:52.709
80	41.705	1:56.693	80	48.009	1:55.871	80	53.946	1:54.825	80	1:00.971	1:56.032	38	1:05.830	1:54.332
18	41.962	1:56.290	18	48.259	1:55.864	18	54.757	1:55.386	18	1:01.519	1:55.769	80	1:06.478	1:54.783
21	43.145	1:57.118	21	51.084	1:57.506	21	58.161	1:55.965	21	1:05.155	1:56.001	18	1:07.076	1:54.833
91	1:11.010	1:59.368	91	1:19.618	1:58.175	91	1:28.678	1:57.948	91	1:36.061	1:56.390	21	1:10.376	1:54.497
10	1:12.492	2:01.157	10	1:25.077	2:02.152	10	1:39.982	2:03.793				91	1:43.593	1:56.808

Weather / Track : Cloudy / Dry

Oulton Park International
Circuit Length = 2.6920 miles
Start: 13:33 End: 15:05

Aston Martin GT4 Challenge of Great Britain

RACE 2 - LAP CHART

Lap 11			Lap 12			Lap 13			Lap 14			Lap 15		
No	Behind	Laptime	No	Behind	Laptime	No	Behind	Laptime	No	Behind	Laptime	No	Behind	Laptime
8		1:48.965	8		1:49.051	8		1:49.536	8		1:49.563	8		1:49.253
47	2.844	1:49.186	91	1 LAP	1:57.402	47	2.915	1:49.106	47	3.855	1:50.503	47	4.279	1:49.677
23	19.097	1:51.647	47	3.345	1:49.552	91	1 LAP	1:56.858	91	1 LAP	1:55.927	91	1 LAP	1:55.966
10	1 LAP	2:04.481	23	21.585	1:51.539	23	23.921	1:51.872	23	26.085	1:51.727	23	28.212	1:51.380
77	1:05.200	1:56.291	10	1 LAP	2:02.095	10	1 LAP	2:02.249	10	1 LAP	2:02.440	10	1 LAP	2:01.692
7	1:07.105	1:53.693	77	1:11.157	1:55.008	77	1:18.821	1:57.200	77	1:24.506	1:55.248	77	1:30.929	1:55.486
24	1:08.539	1:55.516	7	1:11.379	1:53.325	7	1:19.123	1:57.280	7	1:24.696	1:55.136	77	1:31.311	1:56.058
38	1:10.585	1:53.720	24	1:14.348	1:54.860	24	1:19.870	1:55.058	80	1:25.067	1:54.123	80	1:31.594	1:55.780
80	1:11.357	1:53.844	80	1:16.622	1:54.316	80	1:20.507	1:53.421	24	1:25.839	1:55.532	24	1:32.194	1:55.608
18	1:12.238	1:54.127	38	1:17.695	1:56.161	18	1:22.909	1:54.276	18	1:26.779	1:53.433	18	1:32.411	1:54.885
21	1:16.589	1:55.178	18	1:18.169	1:54.982	38	1:25.705	1:57.546	38	1:34.438	1:58.296	38	1:41.190	1:56.005
			21	1:24.508	1:56.970	21	1:31.591	1:56.619	21	1:37.856	1:55.828	21	1:45.091	1:56.488

Weather / Track : Cloudy / Dry

Oulton Park International
Circuit Length = 2.6920 miles
Start: 13:33 End: 15:05

Aston Martin GT4 Challenge of Great Britain

RACE 2 - LAP CHART

Lap 16			Lap 17			Lap 18			Lap 19			Lap 20		
No	Behind	Laptime	No	Behind	Laptime	No	Behind	Laptime	No	Behind	Laptime	No	Behind	Laptime
8		1:49.227	8		1:49.892	8		1:49.791	8		1:49.874	8		1:49.948
47	4.749	1:49.697	21	1 LAP	1:55.660	47	4.140	1:49.801	47	3.772	1:49.506	80	1 LAP	1:53.920
23	30.837	1:51.852	38	1 LAP	2:01.555 P	21	1 LAP	1:57.178	10	2 LAPS	2:05.747	24	1 LAP	1:53.641
91	1 LAP	1:57.453	47	4.130	1:49.273	23	34.743	1:52.137	21	1 LAP	2:04.871 P	18	1 LAP	1:54.654
10	1 LAP	2:02.122	23	32.397	1:51.452	91	1 LAP	1:58.333	23	37.005	1:52.136	47	3.507	1:49.683
7	1:34.512	1:52.810	91	1 LAP	1:56.560	7	1:42.630	1:53.868	38	2 LAPS	4:20.743 P	10	2 LAPS	2:03.037
77	1:36.910	1:54.826	7	1:38.553	1:53.933	80	1:46.977	1:53.405	91	1 LAP	1:56.584	77	2 LAPS	4:10.875 P
80	1:37.458	1:55.091	10	1 LAP	2:03.153	24	1:47.975	1:53.751	7	1:47.363	1:54.607	23	38.388	1:51.331
24	1:37.758	1:54.791	80	1:43.363	1:55.797	18	1:48.461	1:53.829				38	2 LAPS	1:54.662
18	1:37.995	1:54.811	24	1:44.015	1:56.149							91	1 LAP	1:57.324
			18	1:44.423	1:56.320									
			77	1:48.504	2:01.486 P									

Weather / Track : Cloudy / Dry

Oulton Park International
Circuit Length = 2.6920 miles
Start: 13:33 End: 15:05

Aston Martin GT4 Challenge of Great Britain

RACE 2 - LAP CHART

Lap 21			Lap 22			Lap 23			Lap 24			Lap 25		
No	Behind	Laptime	No	Behind	Laptime	No	Behind	Laptime	No	Behind	Laptime	No	Behind	Laptime
8		1:50.023	8		1:49.155	8		1:49.415	8		1:49.603	8		1:49.446
47	3.718	1:50.234	47	4.324	1:49.761	47	4.613	1:49.704	47	4.890	1:49.880	47	5.133	1:49.689
80	1 LAP	1:54.068	80	1 LAP	1:53.089	80	1 LAP	1:53.112	80	1 LAP	1:53.292	80	1 LAP	1:53.885
7	1 LAP	1:58.920 P	18	1 LAP	1:52.982	18	1 LAP	1:52.743	18	1 LAP	1:53.167	18	1 LAP	1:52.856
24	1 LAP	1:55.202	24	1 LAP	2:00.174 P	77	2 LAPS	1:50.218	77	2 LAPS	1:50.407	77	2 LAPS	1:49.608
18	1 LAP	1:54.067	77	2 LAPS	1:50.043	7	2 LAPS	4:15.739 P	23	46.237	1:51.832	23	48.060	1:51.269
77	2 LAPS	1:51.537	23	42.082	1:51.286	23	44.008	1:51.341	7	2 LAPS	1:53.402	7	2 LAPS	1:52.450
23	39.951	1:51.586	38	2 LAPS	1:51.275	38	2 LAPS	1:52.979	24	2 LAPS	4:17.151 P	24	2 LAPS	1:52.803
10	2 LAPS	2:13.661 P	21	2 LAPS	1:58.257	21	2 LAPS	1:57.602	38	2 LAPS	1:51.674	38	2 LAPS	1:51.058
38	2 LAPS	1:52.547	91	1 LAP	1:58.183	91	1 LAP	2:04.370 P	21	2 LAPS	1:57.053	21	2 LAPS	1:58.247
21	2 LAPS	4:20.050 P				10	3 LAPS	4:27.006 P	10	3 LAPS	2:02.621			
91	1 LAP	1:57.354												

Weather / Track : Cloudy / Dry

Oulton Park International
Circuit Length = 2.6920 miles
Start: 13:33 End: 15:05

Aston Martin GT4 Challenge of Great Britain

RACE 2 - LAP CHART

Lap 26			Lap 27			Lap 28			Lap 29			Lap 30		
No	Behind	Laptime	No	Behind	Laptime	No	Behind	Laptime	No	Behind	Laptime	No	Behind	Laptime
8		1:49.194	8		1:49.168	8		1:50.214	8		1:50.383	8		1:50.047
47	6.076	1:50.137	47	6.670	1:49.762	21	3 LAPS	1:58.415	21	3 LAPS	2:01.194	21	3 LAPS	1:59.895
10	4 LAPS	2:01.781	10	4 LAPS	2:02.028	47	19.403	2:02.947	47	24.075	1:55.055 P	10	4 LAPS	2:01.641
80	1 LAP	1:53.993	91	3 LAPS	1:58.755	10	4 LAPS	2:02.265	10	4 LAPS	2:00.850	23	57.572	1:51.367
91	3 LAPS	4:21.756 P	77	2 LAPS	1:50.347	91	3 LAPS	2:05.682	23	56.252	1:51.807	77	2 LAPS	1:50.195
18	1 LAP	1:59.337 P	80	1 LAP	1:59.752 P	23	54.828	1:52.572	77	2 LAPS	1:50.996	7	2 LAPS	1:51.035
77	2 LAPS	1:50.201	23	52.470	1:51.014	77	2 LAPS	2:11.765	7	2 LAPS	1:52.945	91	3 LAPS	2:00.645
23	50.624	1:51.758	7	2 LAPS	1:53.922	7	2 LAPS	1:52.410	91	3 LAPS	2:02.178	80	2 LAPS	1:52.824
7	2 LAPS	1:51.222	24	2 LAPS	1:50.493	18	2 LAPS	4:18.456 P	80	2 LAPS	4:17.572 P	18	2 LAPS	1:52.701
24	2 LAPS	1:51.574	38	2 LAPS	1:50.951	24	2 LAPS	1:59.469	18	2 LAPS	1:53.371	24	2 LAPS	1:52.978
38	2 LAPS	1:51.697				38	2 LAPS	1:57.468	24	2 LAPS	1:52.182	38	2 LAPS	1:53.003
21	2 LAPS	1:58.918							38	2 LAPS	1:51.977			

Weather / Track : Cloudy / Dry

Oulton Park International
Circuit Length = 2.6920 miles
Start: 13:33 End: 15:05

Aston Martin GT4 Challenge of Great Britain

RACE 2 - LAP CHART

Lap 31			Lap 32			Lap 33			Lap 34			Lap 35		
No	Behind	Laptime	No	Behind	Laptime	No	Behind	Laptime	No	Behind	Laptime	No	Behind	Laptime
8		1:53.592 P	8		4:19.813 P	8		1:58.960	8		1:56.507	8		1:55.323
21	3 LAPS	1:59.852	21	2 LAPS	1:58.284	21	2 LAPS	1:58.446	77	1 LAP	1:51.354	77	1 LAP	1:50.795
47	1 LAP	4:13.236 P	77	1 LAP	1:52.137	77	1 LAP	1:51.517	47	11.752	1:54.010	47	9.902	1:53.473
77	2 LAPS	1:52.186	47	20.629	1:53.133	47	14.249	1:52.580	21	2 LAPS	1:59.828	21	2 LAPS	1:58.113
7	2 LAPS	1:54.565	7	1 LAP	1:52.644	18	1 LAP	1:52.844	18	1 LAP	1:52.593	18	1 LAP	1:52.297
10	4 LAPS	2:04.634	18	1 LAP	1:53.333	80	1 LAP	1:53.021	80	1 LAP	1:52.556	80	1 LAP	1:52.432
23	1:09.086	2:05.106 P	80	1 LAP	1:52.181	24	1 LAP	1:52.301	24	1 LAP	1:51.720	24	1 LAP	1:52.384
18	2 LAPS	1:53.969	24	1 LAP	1:53.882	10	3 LAPS	1:57.757	10	3 LAPS	1:59.146	7	1 LAP	1:51.338
80	2 LAPS	1:56.333	10	3 LAPS	1:59.576	7	1 LAP	2:29.145	7	1 LAP	1:51.595	10	3 LAPS	2:00.681
24	2 LAPS	1:55.924	91	2 LAPS	1:59.788	91	2 LAPS	2:01.046	91	2 LAPS	1:58.217	91	2 LAPS	1:58.251
91	3 LAPS	2:04.612	23	1:15.292	4:26.019 P	23	1:18.074	2:01.742	23	1:22.822	2:01.255	23	1:27.544	2:00.045
38	2 LAPS	2:31.936 P										77	1:54.765	1:51.771

Weather / Track : Cloudy / Dry

Oulton Park International
Circuit Length = 2.6920 miles
Start: 13:33 End: 15:05

Aston Martin GT4 Challenge of Great Britain

RACE 2 - LAP CHART

Lap 36			Lap 37			Lap 38			Lap 39			Lap 40		
No	Behind	Laptime	No	Behind	Laptime	No	Behind	Laptime	No	Behind	Laptime	No	Behind	Laptime
8		1:56.031	8		1:55.421	8		1:54.947	8		1:55.260	8		1:55.110
47	6.655	1:52.784	47	4.000	1:52.766	47	0.910	1:51.857	47	0.412	1:54.762	47	0.680	1:55.378
21	2 LAPS	2:00.206	21	2 LAPS	1:58.254	80	1 LAP	1:53.364	80	1 LAP	1:54.088	80	1 LAP	1:52.953
18	1 LAP	1:53.368	80	1 LAP	1:54.693	21	2 LAPS	1:57.780	18	1 LAP	1:53.351	18	1 LAP	1:52.865
80	1 LAP	1:53.860	18	1 LAP	1:59.319	18	1 LAP	1:54.252	21	2 LAPS	1:57.795	7	1 LAP	1:51.099
24	1 LAP	1:53.926	7	1 LAP	1:51.668	7	1 LAP	1:51.043	7	1 LAP	1:51.646	21	2 LAPS	2:00.381
7	1 LAP	1:50.648	10	3 LAPS	2:02.175	10	3 LAPS	1:58.492	10	3 LAPS	1:56.987	10	3 LAPS	1:56.874
10	3 LAPS	1:57.786	24	1 LAP	2:32.089 P	91	2 LAPS	1:58.592	91	2 LAPS	2:00.182	91	2 LAPS	1:59.783
91	2 LAPS	1:58.138	91	2 LAPS	1:58.798	23	1:34.554	1:57.638	23	1:35.398	1:56.104	23	1:35.158	1:54.870
23	1:28.979	1:57.466	23	1:31.863	1:58.305	77	1:41.994	1:51.289	77	1:38.263	1:51.529	77	1:35.504	1:52.351
77	1:50.116	1:51.382	77	1:45.652	1:50.957									

Weather / Track : Cloudy / Dry

Oulton Park International
Circuit Length = 2.6920 miles
Start: 13:33 End: 15:05

Aston Martin GT4 Challenge of Great Britain

RACE 2 - LAP CHART

Lap 41			Lap 42			Lap 43			Lap 44			Lap 45		
No	Behind	Laptime	No	Behind	Laptime	No	Behind	Laptime	No	Behind	Laptime	No	Behind	Laptime
8		1:55.950	47		1:54.892	47		1:53.091	47		1:54.224	47		1:54.137
47	0.163	1:55.433	8	0.925	1:55.980	8	2.140	1:54.306	8	2.446	1:54.530	91	3 LAPS	2:02.942
80	1 LAP	1:52.652	80	1 LAP	1:53.356	80	1 LAP	1:52.606	80	1 LAP	1:53.039	8	3.093	1:54.784
18	1 LAP	1:53.565	18	1 LAP	1:54.536	18	1 LAP	1:53.231	18	1 LAP	1:55.028	80	1 LAP	1:52.950
7	1 LAP	1:51.239	7	1 LAP	1:54.990	7	1 LAP	2:11.096	7	1 LAP	1:53.335	18	1 LAP	1:57.148
21	2 LAPS	2:04.937	21	2 LAPS	2:01.143	21	2 LAPS	2:02.398	21	2 LAPS	1:59.674	7	1 LAP	1:52.206
10	3 LAPS	1:57.359	10	3 LAPS	1:56.210	10	3 LAPS	1:56.624	10	3 LAPS	1:56.027	21	2 LAPS	2:00.268
77	1:32.150	1:52.596	77	1:28.684	1:51.589	77	1:26.680	1:51.087	77	1:23.748	1:51.292	10	3 LAPS	1:56.485
91	2 LAPS	1:59.627	23	1:35.422	1:55.336	23	1:38.556	1:56.225	23	1:40.865	1:56.533	77	1:20.646	1:51.035
23	1:35.141	1:55.933	91	2 LAPS	2:03.808	91	2 LAPS	1:59.445				23	1:43.351	1:56.623
												38	15 LAPS	29:13.723 P

Weather / Track : Cloudy / Dry

Oulton Park International
 Circuit Length = 2.6920 miles
 Start: 13:33 End: 15:05

Aston Martin GT4 Challenge of Great Britain
RACE 2 - LAP CHART

Lap 46			Lap 47		
No	Behind	Laptime	No	Behind	Laptime
47		1:54.631	47		1:55.678
8	4.047	1:55.585	8	3.435	1:55.066
91	3 LAPS	2:02.133	80	1 LAP	1:54.052
80	1 LAP	1:53.469	91	3 LAPS	2:04.182
18	1 LAP	1:58.515	18	1 LAP	1:56.790
7	1 LAP	1:52.473	7	1 LAP	1:51.106
21	2 LAPS	1:59.970	77	1:15.486	1:53.006
77	1:18.158	1:52.143	21	2 LAPS	2:00.782
10	3 LAPS	1:58.538	10	3 LAPS	1:55.546
23	1:45.068	1:56.348	38	15 LAPS	1:53.549
38	15 LAPS	1:51.977	23	1:46.862	1:57.472

Weather / Track : Cloudy / Dry

Oulton Park International
 Circuit Length = 2.6920 miles
 Start: 13:33 End: 15:05

The Great Lagonda Race

QUALIFYING - RACE 3 - CLASSIFICATION

POS	NO	CL	NAME	ENTRY	TIME	ON	LAPS	GAP	DIFF	MPH
1	18	1	John WATERSON	Lagonda Rapier	2:28.770	2	5			65.14
2	7	1	Rod STANSFIELD	Lagonda Rapier Special	2:31.125	2	5	2.355	2.355	64.12
3	22	1	Tim METCALFE	Lagonda Eccles Rapier	2:32.550	1	3	3.780	1.425	63.52
4	99	1	John BOYES	Lagonda Rapier	2:35.843	5	5	7.073	3.293	62.18
5	40	1	Richard REAY-SMITH	Lagonda LG45 Fox & Nicholl Team Car Rep	2:39.944	1	5	11.174	4.101	60.59
6	10	1	Nick HINE	Lagonda LG45	2:41.151	2	5	12.381	1.207	60.13
7	55	1	Ou BAHOLYODHIN	Lagonda V12 Le Mans	2:42.784	5	5	14.014	1.633	59.53
8	4	1	Nigel HALL	Lagonda LG45	2:43.224	1	4	14.454	0.440	59.37
9	11	1	John CLAYTON	Lagonda Rapier 2 Seat Special	2:43.386	2	4	14.616	0.162	59.31
10	12	1	Alan BROWN	Invicta 4 1/2 Litre	2:47.664	1	5	18.894	4.278	57.80
11	5	1	Tim WADSWORTH	Lagonda 2 Litre	2:57.221	2	4	28.451	9.557	54.68
12	6	1	Georgie BRADFIELD	Lagonda LG6 Le Mans Rep	3:00.823	4	4	32.053	3.602	53.59
13	9	1	David HINE	Lagonda LG45	3:12.402	3	4	43.632	11.579	50.37
14	3	1	Doug MARTIN	Lagonda Rapier	3:13.596	4	4	44.826	1.194	50.05
15	16	1	William MEDCALF	Lagonda 2 Litre Tourer	3:14.460	4	4	45.690	0.864	49.83
16	14	1	Warren KING	Lagonda Rapier	3:16.655	3	3	47.885	2.195	49.28
17	15	1	Victoria OATES	Lagonda Rapier Ramalah Tourer	3:17.111	3	4	48.341	0.456	49.16
18	8	1	Roger SEABROOK	Lagonda 2 Litre Low Chassis	3:19.565	4	4	50.795	2.454	48.56
19	2	1	Tim PARKER	Lagonda 245 Special	3:30.496	3	4	1:01.726	10.931	46.04
20	17	1	Nicolle CLEMENT	Lagonda 2 Litre Low Chassis Tourer	3:47.216	3	3	1:18.446	16.720	42.65

Cars 2 and 17 please fit transponders for race

Weather / Track : Bright / Dry

These results are provisional until the conclusion of any judicial and technical matters.

Oulton Park International
Circuit Length = 2.6920 miles
Start: 09:27 End: 00:00

Clerk of Course :		Timekeeper :
-------------------	--	--------------

The Great Lagonda Race

QUALIFYING - RACE 3 - LAP ANALYSIS

2	Tim PARKER		1 Lagonda 245 Special			
1 -	3:34.124	+ 3.628	9:35:17.146	3 - 3:30.496		9:42:19.681
2 -	3:32.039	+ 1.543	9:38:49.185	4 - 3:33.793	+ 3.297	9:45:53.474
3	Doug MARTIN		1 Lagonda Rapier			
1 -	3:21.893	+ 8.297	9:35:21.153	3 - 3:18.228	+ 4.632	9:41:56.276
2 -	3:16.895	+ 3.299	9:38:38.048	4 - 3:13.596		9:45:09.872
4	Nigel HALL		1 Lagonda LG45			
1 -	2:43.224		9:33:36.191	3 - 2:48.808	+ 5.584	9:39:19.894
2 -	2:54.895	+ 11.671	9:36:31.086	4 - 2:59.125 P	+ 15.901	9:42:19.019
5	Tim WADSWORTH		1 Lagonda 2 Litre			
1 -	2:59.112	+ 1.891	9:34:03.320	3 - 2:57.725	+ 0.504	9:39:58.266
2 -	2:57.221		9:37:00.541	4 - 2:58.356	+ 1.135	9:42:56.622
6	Georgie BRADFIELD		1 Lagonda LG6 Le Mans Rep			
1 -	3:11.627	+ 10.804	9:35:12.392	3 - 3:01.731	+ 0.908	9:41:16.112
2 -	3:01.989	+ 1.166	9:38:14.381	4 - 3:00.823		9:44:16.935
7	Rod STANSFIELD		1 Lagonda Rapier Special			
1 -	2:34.340	+ 3.215	9:33:59.595	4 - 2:34.023	+ 2.898	9:41:44.673
2 -	2:31.125		9:36:30.720	5 - 2:39.159	+ 8.034	9:44:23.832
3 -	2:39.930	+ 8.805	9:39:10.650			
8	Roger SEABROOK		1 Lagonda 2 Litre Low Chassis			
1 -	3:26.771	+ 7.206	9:35:24.633	3 - 3:20.801	+ 1.236	9:42:08.424
2 -	3:22.990	+ 3.425	9:38:47.623	4 - 3:19.565		9:45:27.989
9	David HINE		1 Lagonda LG45			
1 -	3:17.668	+ 5.266	9:34:38.986	3 - 3:12.402		9:41:07.883
2 -	3:16.495	+ 4.093	9:37:55.481	4 - 3:13.597	+ 1.195	9:44:21.480
10	Nick HINE		1 Lagonda LG45			
1 -	2:42.125	+ 0.974	9:33:27.033	4 - 2:44.747	+ 3.596	9:41:43.517
2 -	2:41.151		9:36:08.184	5 - 2:42.537	+ 1.386	9:44:26.054
3 -	2:50.586	+ 9.435	9:38:58.770			
11	John CLAYTON		1 Lagonda Rapier 2 Seat Special			
1 -	2:50.819	+ 7.433	9:34:39.719	3 - 2:46.060	+ 2.674	9:40:09.165
2 -	2:43.386		9:37:23.105	4 - 2:47.255	+ 3.869	9:42:56.420
12	Alan BROWN		1 Invicta 4 1/2 Litre			
1 -	2:47.664		9:33:21.310	4 - 3:00.841	+ 13.177	9:42:04.835
2 -	2:50.077	+ 2.413	9:36:11.387	5 - 2:57.565	+ 9.901	9:45:02.400
3 -	2:52.607	+ 4.943	9:39:03.994			
14	Warren KING		1 Lagonda Rapier			
1 -	3:33.041	+ 16.386	9:35:57.845	3 - 3:16.655		9:42:42.471
2 -	3:27.971	+ 11.316	9:39:25.816			
15	Victoria OATES		1 Lagonda Rapier Ramalah Tourer			
1 -	3:29.249	+ 12.138	9:35:17.841	3 - 3:17.111		9:41:53.094
2 -	3:18.142	+ 1.031	9:38:35.983	4 - 3:22.299	+ 5.188	9:45:15.393
16	William MEDCALF		1 Lagonda 2 Litre Tourer			
1 -	3:19.867	+ 5.407	9:35:04.322	3 - 3:16.381	+ 1.921	9:41:37.621
2 -	3:16.918	+ 2.458	9:38:21.240	4 - 3:14.460		9:44:52.081

Cars 2 and 17 please fit transponders for race

Weather / Track : Bright / Dry

Oulton Park International
Circuit Length = 2.6920 miles
Start: 09:27 End: 00:00

The Great Lagonda Race

QUALIFYING - RACE 3 - LAP ANALYSIS

17	Nicolle CLEMENT			1	Lagonda 2 Litre Low Chassis Tourer		
1 -	3:48.825	+ 1.609	9:35:50.393	3 -	3:47.216		9:43:25.296
2 -	3:47.687	+ 0.471	9:39:38.080				
18	John WATERSON			1	Lagonda Rapier		
1 -	2:29.678	+ 0.908	9:33:11.266	4 -	2:32.419	+ 3.649	9:40:49.338
2 -	2:28.770		9:35:40.036	5 -	2:31.962	+ 3.192	9:43:21.300
3 -	2:36.883	+ 8.113	9:38:16.919				
22	Tim METCALFE			1	Lagonda Eccles Rapier		
1 -	2:32.550		9:33:41.578	3 -	3:30.253 P	+ 57.703	9:39:48.062
2 -	2:36.231	+ 3.681	9:36:17.809				
40	Richard REAY-SMITH			1	Lagonda LG45 Fox & Nicholl Team Car Rep		
1 -	2:39.944		9:33:35.564	4 -	2:43.265	+ 3.321	9:41:43.424
2 -	2:40.951	+ 1.007	9:36:16.515	5 -	2:41.576	+ 1.632	9:44:25.000
3 -	2:43.644	+ 3.700	9:39:00.159				
55	Ou BAHOLYODHIN			1	Lagonda V12 Le Mans		
1 -	2:49.831	+ 7.047	9:33:31.359	4 -	2:47.496	+ 4.712	9:42:00.976
2 -	2:48.880	+ 6.096	9:36:20.239	5 -	2:42.784		9:44:43.760
3 -	2:53.241	+ 10.457	9:39:13.480				
99	John BOYES			1	Lagonda Rapier		
1 -	2:45.903	+ 10.060	9:33:45.933	4 -	2:39.312	+ 3.469	9:41:50.629
2 -	2:39.080	+ 3.237	9:36:25.013	5 -	2:35.843		9:44:26.472
3 -	2:46.304	+ 10.461	9:39:11.317				

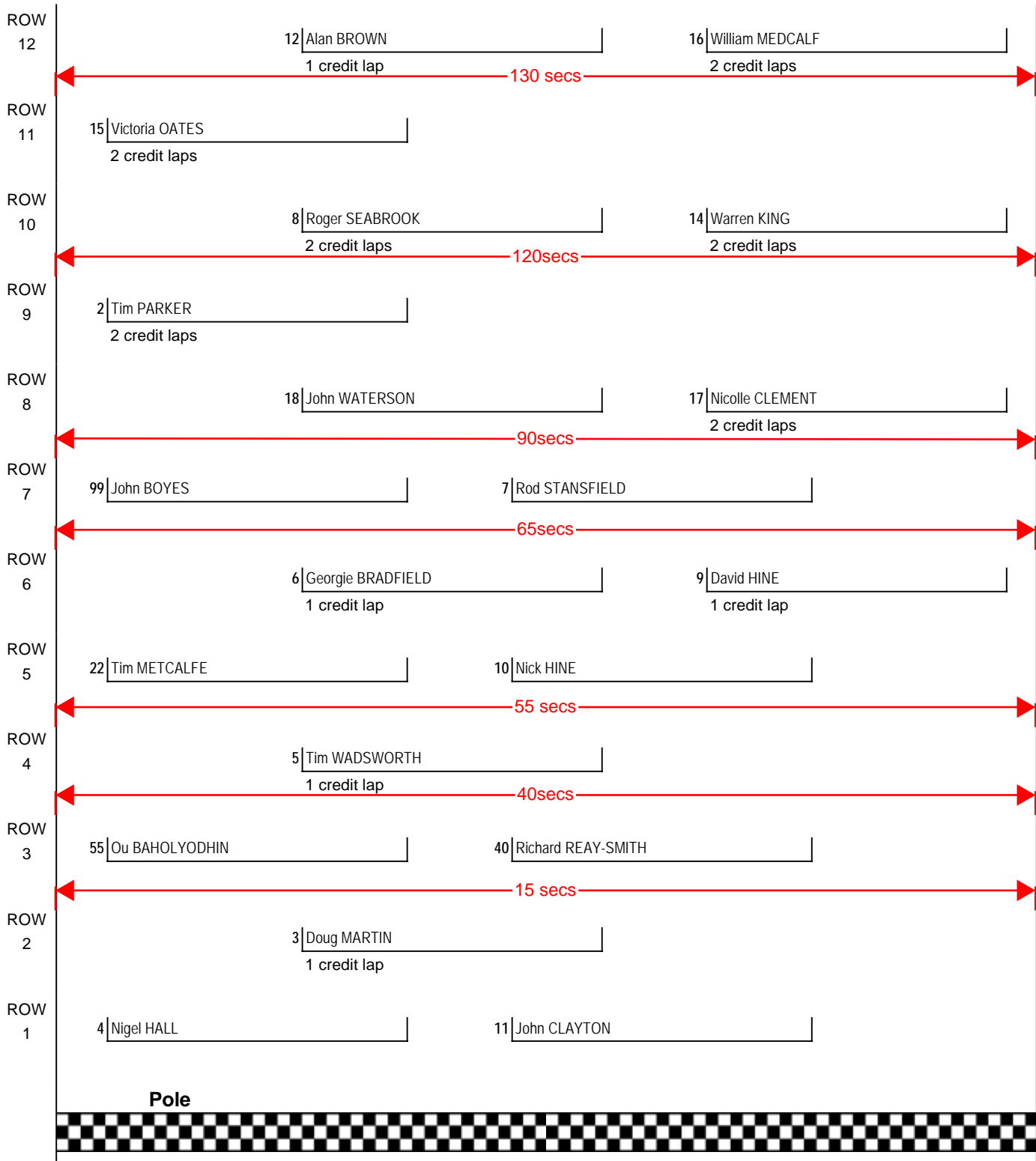
Cars 2 and 17 please fit transponders for race

Weather / Track : Bright / Dry

Oulton Park International
Circuit Length = 2.6920 miles
Start: 09:27 End: 00:00

The Great Lagonda Race

RACE 3 - GRID



Oulton Park International
Circuit Length = 2.6920 miles

These results are provisional until the conclusion of any judicial and technical matters.

Clerk of Course :		Timekeeper :
-------------------	--	--------------

The Great Lagonda Race

RACE 3 - CLASSIFICATION

POS	NO	CL	NAME	ENTRY	LAPS	TIME	GAP	DIFF	MPH	BEST	ON
1	22	1	Tim METCALFE	Lagonda Eccles Rapier	8	20:36.451			62.70	2:24.986	4
2	16	1	William MEDCALF	Lagonda 2 Litre Tourer	8	21:13.707	37.256	37.256	60.86	3:03.379	4
3	18	1	John WATERSON	Lagonda Rapier	8	21:19.319	42.868	5.612	60.60	2:26.215	4
4	4	1	Nigel HALL	Lagonda LG45	8	21:21.183	44.732	1.864	60.51	2:37.672	8
5	10	1	Nick HINE	Lagonda LG45	8	21:24.832	48.381	3.649	60.34	2:30.260	8
6	8	1	Roger SEABROOK	Lagonda 2 Litre Low Chassis	8	21:42.414	1:05.963	17.582	59.52	3:11.176	5
7	12	1	Alan BROWN	Invicta 4 1/2 Litre	8	21:57.789	1:21.338	15.375	58.83	2:43.452	7
8	14	1	Warren KING	Lagonda Rapier	8	21:57.941	1:21.490	0.152	58.82	3:10.123	6
9	11	1	John CLAYTON	Lagonda Rapier 2 Seat Special	8	22:05.406	1:28.955	7.465	58.49	2:41.992	4
10	40	1	Richard REAY-SMITH	Lagonda LG45 Fox & Nicholl Team Car Re	8	22:09.832	1:33.381	4.426	58.30	2:38.353	5
11	6	1	Georgie BRADFIELD	Lagonda LG6 Le Mans Rep	8	22:11.908	1:35.457	2.076	58.21	2:58.343	6
12	7	1	Rod STANSFIELD	Lagonda Rapier Special	8	22:26.629	1:50.178	14.721	57.57	2:36.006	6
13	5	1	Tim WADSWORTH	Lagonda 2 Litre	8	22:30.181	1:53.730	3.552	57.42	2:55.927	4
14	55	1	Ou BAHOLYODHIN	Lagonda V12 Le Mans	8	22:30.942	1:54.491	0.761	57.38	2:42.797	5
15	3	1	Doug MARTIN	Lagonda Rapier	8	22:59.797	2:23.346	28.855	56.18	3:13.581	2
16	9	1	David HINE	Lagonda LG45	8	23:13.295	2:36.844	13.498	55.64	3:07.586	7
17	17	1	Nicolle CLEMENT	Lagonda 2 Litre Low Chassis Tourer	8	23:59.071	3:22.620	45.776	53.87	3:39.871	6
NOT CLASSIFIED											
DNF	15	1	Victoria OATES	Lagonda Rapier Ramalah Tourer	6	16:42.218	2 laps	2 laps	58.01	3:17.422	3
DNF	2	1	Tim PARKER	Lagonda 245 Special	5	12:30.808	3 laps	1 lap	64.53	3:32.003	3
DNF	99	1	John BOYES	Lagonda Rapier	0						
FASTEST LAP											
	22	1	Tim METCALFE	Lagonda Eccles Rapier	4	2:24.986			66.84 mph	107.57 kph	

Weather / Track : Bright / Dry
 These results are provisional until the conclusion of any judicial and technical matters.

Oulton Park International
 Circuit Length = 2.6920 miles
 Start: 15:18 End: 15:42

Clerk of Course :	Timekeeper :
-------------------	--------------

The Great Lagonda Race

RACE 3 - LAP CHART

Lap 1			Lap 2			Lap 3			Lap 4			Lap 5		
No	Behind	Laptime	No	Behind	Laptime	No	Behind	Laptime	No	Behind	Laptime	No	Behind	Laptime
4		2:40.299	3		3:24.305	2		5:24.132	8		3:20.678	16		3:03.622
11	9.192	2:49.491	22	1.935	3:26.240	17	6.030	5:30.162	16	3.067	3:15.032	8	5.993	3:12.682
40	22.329	3:02.628	10	9.616	3:33.921	8	8.509	5:32.641	2	5.486	3:34.673	14	21.388	3:17.206
55	29.988	3:10.287	5	21.489	3:45.794	15	15.486	5:39.618	18	-1 LAPS	2:28.406	15	26.474	3:17.422
			7	29.444	3:53.749	14	16.761	5:40.893	14	10.871	3:23.297	2	30.800	3:32.003
			6	43.486	4:07.791	11	-1 LAPS	2:51.418	15	15.741	3:29.442	5	-1 LAPS	2:55.927
			18	44.077	4:08.382	16	17.222	5:41.354	7	-1 LAPS	2:38.510	17	57.137	3:40.372
			9	55.022	4:19.327	22	-1 LAPS	2:28.662	17	23.454	3:46.611	6	-1 LAPS	2:59.558
			12	1:53.968	5:18.273	55	-1 LAPS	2:45.727	5	-1 LAPS	2:57.438	3	-1 LAPS	3:16.242
			4	-1 LAPS	2:38.376	40	-1 LAPS	2:56.772	3	-1 LAPS	3:15.672	22	-2 LAPS	2:25.676
						10	-1 LAPS	2:32.228	6	-1 LAPS	2:59.193	4	-2 LAPS	2:39.859
						7	-1 LAPS	2:39.650	9	-1 LAPS	3:09.336	12	-1 LAPS	2:46.879
						18	-1 LAPS	2:27.350	4	-2 LAPS	2:40.987	9	-1 LAPS	3:10.178
						3	-1 LAPS	3:13.581	22	-2 LAPS	2:24.986	10	-2 LAPS	2:32.383
						5	-1 LAPS	2:58.000	12	-1 LAPS	2:48.171	11	-2 LAPS	2:44.556
						6	-1 LAPS	3:01.280	11	-2 LAPS	2:41.992	18	-2 LAPS	2:26.398
						9	-1 LAPS	3:08.774	10	-2 LAPS	2:31.191	40	-2 LAPS	2:38.353
						4	-2 LAPS	2:41.037	40	-2 LAPS	2:41.758	55	-2 LAPS	2:42.797
						12	-1 LAPS	2:49.125	18	-2 LAPS	2:26.215	7	-2 LAPS	2:37.253
						22	-2 LAPS	2:28.619	55	-2 LAPS	2:46.449			

Weather / Track : Bright / Dry

Oulton Park International
 Circuit Length = 2.6920 miles
 Start: 15:18 End: 15:42

The Great Lagonda Race

RACE 3 - LAP CHART

Lap 6			Lap 7			Lap 8		
No	Behind	Laptime	No	Behind	Laptime	No	Behind	Laptime
16		3:03.379	16		3:04.002	22		2:27.351
8	13.886	3:11.272	22	-2 LAPS	2:27.437	16	2 LAPS	3:06.318
5	-1 LAPS	2:58.225	8	21.060	3:11.176	18	42.868	2:26.736
14	33.837	3:15.828	4	-2 LAPS	2:40.638	4	44.732	2:37.672
22	-2 LAPS	2:27.480	14	40.429	3:10.594	10	48.381	2:30.260
4	-2 LAPS	2:42.315	18	-2 LAPS	2:26.965	8	2 LAPS	3:13.965
6	-1 LAPS	3:01.212	10	-2 LAPS	2:31.396	12	1 LAP	2:43.452
10	-2 LAPS	2:33.158	5	-1 LAPS	3:20.952	14	2 LAPS	3:10.123
18	-2 LAPS	2:28.867	6	-1 LAPS	2:58.343	11	1:28.955	2:43.977
3	-1 LAPS	3:16.968	12	-1 LAPS	2:44.576	40	1:33.381	2:41.561
12	-1 LAPS	2:47.313	11	-2 LAPS	2:44.053	6	1 LAP	3:04.531
11	-2 LAPS	2:44.621	40	-2 LAPS	2:40.957	7	1:50.178	2:41.870
17	1:34.416	3:40.658	3	-1 LAPS	3:16.185	5	1 LAP	3:33.845
15	1:38.831	4:15.736 P	7	-2 LAPS	2:40.622	55	1:54.491	2:43.209
40	-2 LAPS	2:39.223	55	-2 LAPS	2:47.835	3	1 LAP	3:16.844
9	-1 LAPS	3:08.136	9	-1 LAPS	3:09.958	9	1 LAP	3:07.586
55	-2 LAPS	2:44.327	17	2:11.811	3:41.397	17	2 LAPS	3:39.871
7	-2 LAPS	2:36.006						

Weather / Track : Bright / Dry

Oulton Park International
 Circuit Length = 2.6920 miles
 Start: 15:18 End: 15:42

Heritage GTCC

QUALIFYING - RACE 4 - CLASSIFICATION

POS	NO	CL	NAME	ENTRY	TIME	ON	LAPS	GAP	DIFF	MPH
1	27	D	John WILSON	MG B GT V8	1:54.879	7	9			84.36
2	34	I	Roger DONNAN	Crossle 9S	1:56.511	4	5	1.632	1.632	83.17
3	14	D	Zoe NORTH	Sunbeam Tiger	2:00.440	10	10	5.561	3.929	80.46
4	18	E	Robert RAWE	Aston Martin DB4	2:00.936	3	9	6.057	0.496	80.13
5	46	C	David FALKINGHAM	Triumph TR7	2:01.285	4	11	6.406	0.349	79.90
6	21	B	VOYCE / BROWN	Ford Escort Mk I	2:01.865	2	10	6.986	0.580	79.52
7	28	I	Ken CULVERWELL	Mamba 23	2:02.291	11	11	7.412	0.426	79.24
8	7	D	Robin NORTH	Ford Mustang	2:02.300	9	10	7.421	0.009	79.24
9	44	D	Bob SEARLES	Aston Martin DBS V8	2:02.357	7	8	7.478	0.057	79.20
10	23	D	COCHRANE / FILDES	Sunbeam Tiger	2:02.766	2	2	7.887	0.409	78.94
11	47	I	COOKE / VERSCHUEREN	VW Golf MkII GTi	2:03.141	9	10	8.262	0.375	78.70
12	57	B	PYKE / PAXMAN	Ford Escort	2:03.145	5	10	8.266	0.004	78.69
13	6	B	Tony GREATOREX	Porsche Carrera 2.7 RS	2:04.213	4	8	9.334	1.068	78.02
14	90	E	HUDD / CROFT	Aston Martin DB4 Lightweight	2:05.795	4	10	10.916	1.582	77.04
15	76	A	Mike YOULES	Austin Mini Cooper	2:05.902	6	7	11.023	0.107	76.97
16	91	C	MERRY / DICK	Sunbeam Tiger	2:05.980	10	10	11.101	0.078	76.92
17	5	D	BAILEY-WATTS / REED	Aston Martin V8	2:06.065	8	10	11.186	0.085	76.87
18	48	I	Phil FROUND	Ford GTD40	2:07.781	6	8	12.902	1.716	75.84
19	16	A	PERKINS / BURGESS	Austin Mini	2:12.235	1	1	17.356	4.454	73.28
20	63	D	JACKSON / GISBOURNE	De Tomaso Pantera	2:18.302	3	8	23.423	6.067	70.07
21	82	D	JAMES / RILEY	MG B		0	0			

Cars 6 and 57 please fit working transponders for race

Weather / Track : Sunny / Dry

These results are provisional until the conclusion of any judicial and technical matters.

Oulton Park International
Circuit Length = 2.6920 miles
Start: 09:55 End: 10:22

Clerk of Course :		Timekeeper :
-------------------	--	--------------

Heritage GTCC

QUALIFYING - RACE 4 - LAP ANALYSIS

5	BAILEY-WATTS / REED		D Aston Martin V8				
1 -	2:16.777	+ 10.712	10:00:54.653	6 -	3:24.495	+ 1:18.430	10:13:26.879
2 -	2:14.177	+ 8.112	10:03:08.830	7 -	2:14.798	+ 8.733	10:15:41.677
3 -	2:11.979	+ 5.914	10:05:20.809	8 -	2:06.065		10:17:47.742
4 -	2:17.624	+ 11.559	10:07:38.433	9 -	2:07.287	+ 1.222	10:19:55.029
5 -	2:23.951 P	+ 17.886	10:10:02.384	10 -	2:31.217 P	+ 25.152	10:22:26.246
6	Tony GREATOREX		B Porsche Carrera 2.7 RS				
1 -	2:04.959	+ 0.746	10:00:04.529	5 -	2:08.319	+ 4.106	10:08:27.428
2 -	2:04.672	+ 0.459	10:02:09.201	6 -	2:04.841	+ 0.628	10:10:32.269
3 -	2:05.695	+ 1.482	10:04:14.896	7 -	2:05.560	+ 1.347	10:12:37.829
4 -	2:04.213		10:06:19.109	8 -	2:26.528 P	+ 22.315	10:15:04.357
7	Robin NORTH		D Ford Mustang				
1 -	2:21.520	+ 19.220	10:00:40.871	6 -	2:06.493	+ 4.193	10:11:07.958
2 -	2:05.582	+ 3.282	10:02:46.453	7 -	2:03.295	+ 0.995	10:13:11.253
3 -	2:04.628	+ 2.328	10:04:51.081	8 -	2:03.684	+ 1.384	10:15:14.937
4 -	2:05.566	+ 3.266	10:06:56.647	9 -	2:02.300		10:17:17.237
5 -	2:04.818	+ 2.518	10:09:01.465	10 -	2:02.723	+ 0.423	10:19:19.960
14	Zoe NORTH		D Sunbeam Tiger				
1 -	2:10.407	+ 9.967	10:00:49.195	6 -	2:05.346	+ 4.906	10:11:11.973
2 -	2:04.930	+ 4.490	10:02:54.125	7 -	2:03.474	+ 3.034	10:13:15.447
3 -	2:05.468	+ 5.028	10:04:59.593	8 -	2:18.782 P	+ 18.342	10:15:34.229
4 -	2:04.071	+ 3.631	10:07:03.664	9 -	3:51.406	+ 1:50.966	10:19:25.635
5 -	2:02.963	+ 2.523	10:09:06.627	10 -	2:00.440		10:21:26.075
16	PERKINS / BURGESS		A Austin Mini				
1 -	2:12.235		10:00:26.945				
18	Robert RAWE		E Aston Martin DB4				
1 -	2:06.481	+ 5.545	9:59:50.470	6 -	2:04.180	+ 3.244	10:10:01.856
2 -	2:02.352	+ 1.416	10:01:52.822	7 -	2:12.554	+ 11.618	10:12:14.410
3 -	2:00.936		10:03:53.758	8 -	2:02.741	+ 1.805	10:14:17.151
4 -	2:02.083	+ 1.147	10:05:55.841	9 -	2:22.768 P	+ 21.832	10:16:39.919
5 -	2:01.835	+ 0.899	10:07:57.676				
21	VOYCE / BROWN		B Ford Escort Mk I				
1 -	2:10.955	+ 9.090	10:00:31.364	6 -	2:08.478	+ 6.613	10:12:55.912
2 -	2:01.865		10:02:33.229	7 -	2:05.277	+ 3.412	10:15:01.189
3 -	2:09.360 P	+ 7.495	10:04:42.589	8 -	2:03.577	+ 1.712	10:17:04.766
4 -	4:01.972	+ 2:00.107	10:08:44.561	9 -	2:02.632	+ 0.767	10:19:07.398
5 -	2:02.873	+ 1.008	10:10:47.434	10 -	2:10.055 P	+ 8.190	10:21:17.453
23	COCHRANE / FILDES		D Sunbeam Tiger				
1 -	2:10.328	+ 7.562	10:00:27.751	2 -	2:02.766		10:02:30.517
27	John WILSON		D MG B GT V8				
1 -	1:58.798	+ 3.919	9:59:57.358	6 -	1:55.933	+ 1.054	10:09:44.666
2 -	1:57.208	+ 2.329	10:01:54.566	7 -	1:54.879		10:11:39.545
3 -	1:54.925	+ 0.046	10:03:49.491	8 -	1:55.762	+ 0.883	10:13:35.307
4 -	1:55.636	+ 0.757	10:05:45.127	9 -	2:05.732 P	+ 10.853	10:15:41.039
5 -	2:03.606	+ 8.727	10:07:48.733				
28	Ken CULVERWELL		I Mamba 23				
1 -	2:14.233	+ 11.942	10:00:31.181	7 -	2:06.912	+ 4.621	10:13:20.902
2 -	2:14.668	+ 12.377	10:02:45.849	8 -	2:03.863	+ 1.572	10:15:24.765
3 -	2:09.227	+ 6.936	10:04:55.076	9 -	2:02.516	+ 0.225	10:17:27.281
4 -	2:05.665	+ 3.374	10:07:00.741	10 -	2:02.363	+ 0.072	10:19:29.644
5 -	2:05.356	+ 3.065	10:09:06.097	11 -	2:02.291		10:21:31.935
6 -	2:07.893	+ 5.602	10:11:13.990				

Cars 6 and 57 please fit working transponders for race

Weather / Track : Sunny / Dry

Oulton Park International
Circuit Length = 2.6920 miles
Start: 09:55 End: 10:22

Heritage GTCC

QUALIFYING - RACE 4 - LAP ANALYSIS

34	Roger DONNAN		I Crossle 9S				
1 -	2:07.011	+ 10.500	9:59:52.236	4 -	1:56.511	10:05:45.759	
2 -	1:58.958	+ 2.447	10:01:51.194	5 -	1:56.725	+ 0.214	10:07:42.484
3 -	1:58.054	+ 1.543	10:03:49.248				
44	Bob SEARLES		D Aston Martin DBS V8				
1 -	2:07.803	+ 5.446	10:00:09.632	5 -	2:06.089	+ 3.732	10:08:25.953
2 -	2:03.567	+ 1.210	10:02:13.199	6 -	2:03.389	+ 1.032	10:10:29.342
3 -	2:03.270	+ 0.913	10:04:16.469	7 -	2:02.357		10:12:31.699
4 -	2:03.395	+ 1.038	10:06:19.864	8 -	2:49.017 P	+ 46.660	10:15:20.716
46	David FALKINGHAM		C Triumph TR7				
1 -	2:11.396	+ 10.111	10:00:31.664	7 -	2:15.186	+ 13.901	10:13:02.058
2 -	2:04.143	+ 2.858	10:02:35.807	8 -	2:01.800	+ 0.515	10:15:03.858
3 -	2:02.696	+ 1.411	10:04:38.503	9 -	2:03.532	+ 2.247	10:17:07.390
4 -	2:01.285		10:06:39.788	10 -	2:01.938	+ 0.653	10:19:09.328
5 -	2:04.416	+ 3.131	10:08:44.204	11 -	2:03.271	+ 1.986	10:21:12.599
6 -	2:02.668	+ 1.383	10:10:46.872				
47	COOKE / VERSCHUEREN		I VW Golf MkII GTi				
1 -	2:20.340	+ 17.199	10:00:35.083	6 -	2:03.277	+ 0.136	10:12:39.199
2 -	2:13.197	+ 10.056	10:02:48.280	7 -	2:05.050	+ 1.909	10:14:44.249
3 -	2:13.746	+ 10.605	10:05:02.026	8 -	2:03.988	+ 0.847	10:16:48.237
4 -	2:19.044 P	+ 15.903	10:07:21.070	9 -	2:03.141		10:18:51.378
5 -	3:14.852	+ 1:11.711	10:10:35.922	10 -	2:03.322	+ 0.181	10:20:54.700
48	Phil FROUND		I Ford GTD40				
1 -	2:19.708	+ 11.927	10:00:29.219	5 -	2:08.773	+ 0.992	10:09:18.786
2 -	2:17.112	+ 9.331	10:02:46.331	6 -	2:07.781		10:11:26.567
3 -	2:12.882	+ 5.101	10:04:59.213	7 -	2:10.414	+ 2.633	10:13:36.981
4 -	2:10.800	+ 3.019	10:07:10.013	8 -	2:44.873 P	+ 37.092	10:16:21.854
57	PYKE / PAXMAN		B Ford Escort				
1 -	2:11.127	+ 7.982	10:00:50.614	6 -	2:31.800 P	+ 28.655	10:11:39.544
2 -	2:05.028	+ 1.883	10:02:55.642	7 -	3:16.153	+ 1:13.008	10:14:55.697
3 -	2:04.445	+ 1.300	10:05:00.087	8 -	2:11.415	+ 8.270	10:17:07.112
4 -	2:04.512	+ 1.367	10:07:04.599	9 -	2:07.179	+ 4.034	10:19:14.291
5 -	2:03.145		10:09:07.744	10 -	2:05.399	+ 2.254	10:21:19.690
63	JACKSON / GISBOURNE		D De Tomaso Pantera				
1 -	2:39.568	+ 21.266	10:01:25.981	5 -	2:29.138 P	+ 10.836	10:11:18.182
2 -	2:25.277	+ 6.975	10:03:51.258	6 -	4:52.730	+ 2:34.428	10:16:10.912
3 -	2:18.302		10:06:09.560	7 -	2:33.373	+ 15.071	10:18:44.285
4 -	2:39.484	+ 21.182	10:08:49.044	8 -	2:26.941	+ 8.639	10:21:11.226
76	Mike YOULES		A Austin Mini Cooper				
1 -	2:08.279	+ 2.377	9:59:56.431	5 -	2:06.869	+ 0.967	10:10:20.929
2 -	2:08.629	+ 2.727	10:02:05.060	6 -	2:05.902		10:12:26.831
3 -	2:16.248 P	+ 10.346	10:04:21.308	7 -	2:20.405 P	+ 14.503	10:14:47.236
4 -	3:52.752	+ 1:46.850	10:08:14.060				
82	JAMES / RILEY		D MG B				
90	HUDD / CROFT		E Aston Martin DB4 Lightweight				
1 -	2:09.842	+ 4.047	9:59:52.531	6 -	3:34.095	+ 1:28.300	10:12:05.749
2 -	2:06.282	+ 0.487	10:01:58.813	7 -	2:09.497	+ 3.702	10:14:15.246
3 -	2:07.292	+ 1.497	10:04:06.105	8 -	2:07.712	+ 1.917	10:16:22.958
4 -	2:05.795		10:06:11.900	9 -	2:09.919	+ 4.124	10:18:32.877
5 -	2:19.754 P	+ 13.959	10:08:31.654	10 -	2:10.173	+ 4.378	10:20:43.050

Cars 6 and 57 please fit working transponders for race

Weather / Track : Sunny / Dry

Oulton Park International
Circuit Length = 2.6920 miles
Start: 09:55 End: 10:22

Heritage GTCC

QUALIFYING - RACE 4 - LAP ANALYSIS

91		MERRY / DICK		C Sunbeam Tiger			
1 -	2:27.244	+ 21.264	10:00:44.157	6 -	2:12.091	+ 6.111	10:13:26.245
2 -	2:33.683	+ 27.703	10:03:17.840	7 -	2:10.848	+ 4.868	10:15:37.093
3 -	2:20.113	+ 14.133	10:05:37.953	8 -	2:07.190	+ 1.210	10:17:44.283
4 -	2:25.746 P	+ 19.766	10:08:03.699	9 -	2:07.206	+ 1.226	10:19:51.489
5 -	3:10.455	+ 1:04.475	10:11:14.154	10 -	2:05.980		10:21:57.469

Cars 6 and 57 please fit working transponders for race

Weather / Track : Sunny / Dry

Oulton Park International
Circuit Length = 2.6920 miles
Start: 09:55 End: 10:22

Heritage GTCC

RACE 4 - GRID - AMENDED

ROW 11	42 John TAYLOR	
ROW 10	2:18.302 63 JACKSON / GISBOURNE	82 JAMES / RILEY
ROW 9	2:07.781 48 Phil FROUND	2:12.235 16 PERKINS / BURGESS
ROW 8	2:05.980 91 MERRY / DICK	2:06.065 5 BAILEY-WATTS / REED
ROW 7	2:05.795 90 HUDD / CROFT	2:05.902 76 Mike YOULES
ROW 6	2:03.145 57 PYKE / PAXMAN Please fit transponder for race	2:04.213 6 Tony GREATOREX Please fit transponder for race
ROW 5	2:02.766 23 COCHRANE / FILDES	2:03.141 47 COOKE / VERSCHUEREN
ROW 4	2:02.300 7 Robin NORTH	2:02.357 44 Bob SEARLES
ROW 3	2:01.865 21 VOYCE / BROWN	2:02.291 28 Ken CULVERWELL
ROW 2	2:00.936 18 Robert RAWE	2:01.285 46 David FALKINGHAM
ROW 1	1:54.879 27 John WILSON	2:00.440 14 Zoe NORTH

Pole

Oulton Park International
Circuit Length = 2.6920 miles

These results are provisional until the conclusion of any judicial and technical matters.

Clerk of Course :		Timekeeper :
-------------------	--	--------------

Heritage GTCC

RACE 4 - CLASSIFICATION

POS	NO	CL	NAME	ENTRY	LAPS	TIME	GAP	DIFF	MPH	BEST	ON
1	27	D	John WILSON	MG B GT V8	20	45:27.595			71.06	1:56.519	19
2	42	I	John TAYLOR	Crossle 9S	20	45:28.192	0.597	0.597	71.04	1:55.842	19
3	14	D	Zoe NORTH	Sunbeam Tiger	20	45:39.403	11.808	11.211	70.75	1:59.646	19
4	21	B	VOYCE / BROWN	Ford Escort Mk I	20	45:39.766	12.171	0.363	70.74	1:58.485	6
5	46	C	David FALKINGHAM	Triumph TR7	20	45:49.926	22.331	10.160	70.48	2:01.688	20
6	47	I	COOKE / VERSCHUEREN	VW Golf MkII GTi	20	45:55.564	27.969	5.638	70.33	2:02.196	20
7	57	B	PYKE / PAXMAN	Ford Escort	20	45:58.046	30.451	2.482	70.27	2:02.446	6
8	76	A	Mike YOULES	Austin Mini Cooper	20	45:58.696	31.101	0.650	70.26	2:02.202	19
9	6	B	Tony GREATOREX	Porsche Carrera 2.7 RS	20	46:01.417	33.822	2.721	70.19	2:03.481	20
10	28	I	Ken CULVERWELL	Mamba 23	20	46:03.831	36.236	2.414	70.12	2:02.420	20
11	90	E	HUDD / CROFT	Aston Martin DB4 Lightweight	20	46:25.380	57.785	21.549	69.58	2:05.242	4
12	82	D	JAMES / RILEY	MG B	20	46:28.869	1:01.274	3.489	69.49	2:00.168	11
13	5	D	BAILEY-WATTS / REED	Aston Martin V8	19	46:21.542	1 lap	1 lap	66.19	2:09.774	9
14	18	E	Robert RAWE	Aston Martin DB4	18	45:51.638	2 laps	1 lap	63.39	1:59.871	18
15	91	C	MERRY / DICK	Sunbeam Tiger	18	46:05.297	2 laps	13.659	63.08	2:07.280	13
16	63	D	JACKSON / GISBOURNE	De Tomaso Pantera	18	46:49.162	2 laps	43.865	62.09	2:15.349	6

NOT CLASSIFIED

DNC	7	D	Robin NORTH	Ford Mustang	15	38:49.127	5 laps	3 laps	62.41	1:56.520	11
DNC	44	D	Bob SEARLES	Aston Martin DBS V8	3	8:41.901	17 laps	12 laps	55.70		

FASTEST LAP

42	I	John TAYLOR	Crossle 9S	19	1:55.842	83.65 mph	134.63 kph
27	D	John WILSON	MG B GT V8	19	1:56.519	83.17 mph	133.85 kph
21	B	VOYCE / BROWN	Ford Escort Mk I	6	1:58.485	81.79 mph	131.63 kph
18	E	Robert RAWE	Aston Martin DB4	18	1:59.871	80.84 mph	130.11 kph
46	C	David FALKINGHAM	Triumph TR7	20	2:01.688	79.64 mph	128.16 kph
76	A	Mike YOULES	Austin Mini Cooper	19	2:02.202	79.30 mph	127.62 kph

Weather / Track : Cloudy / Dry

These results are provisional until the conclusion of any judicial and technical matters.

Oulton Park International
Circuit Length = 2.6920 miles
Start: 15:56 End: 16:43

Clerk of Course :	Timekeeper :
-------------------	--------------

Heritage GTCC

RACE 4 - LAP CHART

Lap 1			Lap 2			Lap 3			Lap 4			Lap 5		
No	Behind	Laptime	No	Behind	Laptime	No	Behind	Laptime	No	Behind	Laptime	No	Behind	Laptime
27		1:59.016	27		1:57.603	27		1:57.025	27		1:57.292	27		1:57.043
18	3.364	2:02.380	18	6.838	2:01.077	18	11.680	2:01.867	7	16.907	2:01.687	7	18.771	1:58.907
14	3.681	2:02.697	14	8.122	2:02.044	14	12.366	2:01.269	18	16.964	2:02.576	18	21.450	2:01.529
7	7.386	2:06.402	7	8.777	1:58.994	7	12.512	2:00.760	14	17.893	2:02.819	14	22.486	2:01.636
46	8.234	2:07.250	46	12.701	2:02.070	46	17.919	2:02.243	46	23.174	2:02.547	42	26.896	1:59.982
21	8.814	2:07.830	21	13.567	2:02.356	21	19.016	2:02.474	21	23.601	2:01.877	46	29.695	2:03.564
28	9.857	2:08.873	42	18.024	2:00.851	42	22.304	2:01.305	42	23.957	1:58.945	21	29.899	2:03.341
90	13.459	2:12.475	28	18.975	2:06.721	44	1 LAP	3:16.569 P	82	35.149	2:02.335	82	38.911	2:00.805
57	14.026	2:13.042	57	21.316	2:04.893	28	29.547	2:07.597	57	35.895	2:03.089	57	41.743	2:02.891
82	14.646	2:13.662	82	22.026	2:04.983	57	30.098	2:05.807	28	37.856	2:05.601	28	45.096	2:04.283
42	14.776	2:13.792	90	22.107	2:06.251	82	30.106	2:05.105	90	39.290	2:05.242	90	47.620	2:05.373
76	16.160	2:15.176	6	24.651	2:04.569	90	31.340	2:06.258	6	40.000	2:05.781	76	49.273	2:05.401
47	17.338	2:16.354	76	25.109	2:06.552	6	31.511	2:03.885	76	40.915	2:04.836	6	49.401	2:06.444
6	17.685	2:16.701	47	28.410	2:08.675	76	33.371	2:05.287	47	49.028	2:07.286	47	56.751	2:04.766
5	23.155	2:22.171	5	37.981	2:12.429	47	39.034	2:07.649	44	1 LAP	2:21.307 P	5	1:20.004	2:10.984
63	36.580	2:35.596	63	1:00.103	2:21.126	5	52.238	2:11.282	5	1:06.063	2:11.117			
91	43.864	2:42.880	91	1:06.066	2:19.805	63	1:23.318	2:20.240	63	1:44.154	2:18.128			
44	1:05.009	3:04.025 P				91	1:26.707	2:17.666	91	1:46.845	2:17.430			

Weather / Track : Cloudy / Dry

Oulton Park International
 Circuit Length = 2.6920 miles
 Start: 15:56 End: 16:43

Heritage GTCC

RACE 4 - LAP CHART

Lap 6			Lap 7			Lap 8			Lap 9			Lap 10		
No	Behind	Laptime	No	Behind	Laptime	No	Behind	Laptime	No	Behind	Laptime	No	Behind	Laptime
27		1:58.433	27		1:57.850	27		1:57.326	27		1:57.975	27		1:56.901
63	1 LAP	2:18.304	63	1 LAP	2:15.349	7	30.321	2:02.715	5	1 LAP	2:10.743	5	1 LAP	2:09.774
91	1 LAP	2:16.117	7	24.932	2:01.109	42	30.980	2:02.190	42	33.608	2:00.603	42	34.143	1:57.436
7	21.673	2:01.335	42	26.116	1:57.369	14	36.790	2:02.964	7	34.698	2:02.352	7	35.495	1:57.698
18	24.252	2:01.235	18	28.170	2:01.768	21	39.743	2:03.034	14	40.556	2:01.741	14	44.560	2:00.905
42	26.597	1:58.134	91	1 LAP	2:18.889	63	1 LAP	2:21.210	21	45.002	2:03.234	21	51.145	2:03.044
14	27.081	2:03.028	14	31.152	2:01.921	46	49.448	2:02.645	46	55.031	2:03.558	46	1:00.357	2:02.227
21	29.951	1:58.485	21	34.035	2:01.934	91	1 LAP	2:18.686	82	55.532	2:03.424	82	1:00.897	2:02.266
46	39.860	2:08.598	46	44.129	2:02.119	82	50.083	2:01.931	57	1:04.644	2:05.287	57	1:12.535	2:04.792
82	42.024	2:01.546	82	45.478	2:01.304	57	57.332	2:03.721	63	1 LAP	2:19.053	28	1:21.622	2:06.842
57	45.756	2:02.446	57	50.937	2:03.031	28	1:04.701	2:03.969	91	1 LAP	2:18.151	63	1 LAP	2:17.640
28	51.116	2:04.453	28	58.058	2:04.792	76	1:11.027	2:05.759	28	1:11.681	2:04.955	76	1:30.464	2:07.352
90	54.716	2:05.529	76	1:02.594	2:05.070	90	1:11.559	2:06.184	76	1:20.013	2:06.961	90	1:31.414	2:07.649
76	55.374	2:04.534	90	1:02.701	2:05.835	6	1:12.349	2:06.683	90	1:20.666	2:07.082	6	1:31.711	2:07.493
6	55.971	2:05.003	6	1:02.992	2:04.871	47	1:17.896	2:04.586	6	1:21.119	2:06.745	91	1 LAP	2:20.411
47	1:04.289	2:05.971	47	1:10.636	2:04.197				47	1:24.236	2:04.315	47	1:39.134	2:11.799 P
5	1:33.376	2:11.805	5	1:45.952	2:10.426				18	1 LAP	5:11.159 P			

Weather / Track : Cloudy / Dry

Oulton Park International
 Circuit Length = 2.6920 miles
 Start: 15:56 End: 16:43

Heritage GTCC

RACE 4 - LAP CHART

Lap 11			Lap 12			Lap 13			Lap 14			Lap 15		
No	Behind	Laptime	No	Behind	Laptime	No	Behind	Laptime	No	Behind	Laptime	No	Behind	Laptime
27		1:57.660	27		2:04.450 P	7		1:58.909	7		2:00.527	27		1:59.421
5	1 LAP	2:09.932	42	26.441	1:57.772	42	2.396	2:02.130 P	63	2 LAPS	2:24.431 P	91	2 LAPS	2:07.280
42	33.119	1:56.636	7	27.266	1:57.361	21	1 LAP	3:48.164 P	5	2 LAPS	3:53.994 P	42	5.407	1:59.185
7	34.355	1:56.520	5	1 LAP	2:17.431 P	46	1 LAP	3:44.833 P	21	1 LAP	2:02.102	14	38.605	2:06.031
14	47.611	2:00.711	14	44.692	2:01.531	14	26.349	2:07.832 P	46	1 LAP	2:01.845	21	55.704	2:00.342
82	1:03.405	2:00.168	82	1:07.133	2:08.178 P	76	1 LAP	3:38.771 P	82	1 LAP	3:54.159 P	5	1 LAP	2:25.757
21	1:07.004	2:13.519 P	57	1:17.832	2:02.485	28	1 LAP	3:50.803 P	76	1 LAP	2:06.207	63	2 LAPS	4:41.493 P
46	1:11.810	2:09.113 P	47	1 LAP	3:42.500 P	47	1 LAP	2:02.594	28	1 LAP	2:03.501	46	1:14.497	2:15.531
57	1:19.797	2:04.922	6	1:45.243	2:08.881	57	59.873	2:08.216 P	47	1 LAP	2:03.341	82	1:29.936	2:14.165
28	1:35.161	2:11.199 P	90	1:50.636	2:14.911 P	91	2 LAPS	3:47.425 P	90	1 LAP	3:44.300 P	57	1:34.341	2:13.295
90	1:40.175	2:06.421	18	2 LAPS	2:04.044	6	1:32.371	2:13.303 P	91	2 LAPS	2:07.410	28	1:38.819	2:08.148
6	1:40.812	2:06.761	63	1 LAP	2:18.126	27	1:33.332	3:59.507 P	27	1:31.562	1:58.757	76	1:39.354	2:07.865
76	1:43.053	2:10.249 P				18	2 LAPS	2:10.370 P	42	1:37.205	3:35.336 P	18	2 LAPS	2:06.463
63	1 LAP	2:19.060							14	2:03.557	3:37.735 P	47	1:56.968	2:09.181
18	2 LAPS	4:07.935 P							5	1 LAP	2:11.613	6	1:59.182	2:08.298
91	1 LAP	2:26.526 P							21	2:26.345	2:00.227	90	2:02.541	2:12.015
									46	2:29.949	2:02.613			
									82	2:46.754	2:12.164			

Weather / Track : Cloudy / Dry

Oulton Park International
 Circuit Length = 2.6920 miles
 Start: 15:56 End: 16:43

Heritage GTCC

RACE 4 - LAP CHART

Lap 16			Lap 17			Lap 18			Lap 19			Lap 20		
No	Behind	Laptime	No	Behind	Laptime	No	Behind	Laptime	No	Behind	Laptime	No	Behind	Laptime
27		4:10.440	27		3:50.835	27		1:56.930	27		1:56.519	27		1:56.612
91	2 LAPS	4:09.060	91	2 LAPS	3:50.646	42	1.439	1:57.375	42	0.762	1:55.842	42	0.597	1:56.447
42	2.316	4:07.349	42	0.994	3:49.513	14	4.438	2:00.043	14	7.565	1:59.646	14	11.808	2:00.855
14	3.300	3:35.135	14	1.325	3:48.860	21	5.904	2:00.995	21	8.209	1:58.824	21	12.171	2:00.574
21	4.771	3:19.507	21	1.839	3:47.903	46	12.059	2:04.072	46	17.255	2:01.715	46	22.331	2:01.688
63	2 LAPS	3:27.762	63	2 LAPS	3:23.920	91	2 LAPS	2:08.756	18	2 LAPS	2:02.121	18	2 LAPS	1:59.871
5	1 LAP	3:29.130	5	1 LAP	3:23.678	57	13.568	2:05.339	57	22.033	2:04.984	47	27.969	2:02.196
46	32.754	3:28.697	46	4.917	3:22.998	47	14.781	2:05.959	47	22.385	2:04.123	57	30.451	2:05.030
82	33.407	3:13.911	57	5.159	3:22.134	18	2 LAPS	2:06.271	76	24.041	2:02.202	76	31.101	2:03.672
57	33.860	3:09.959	82	5.175	3:22.603	76	18.358	2:09.274	91	2 LAPS	2:09.441	6	33.822	2:03.481
28	34.689	3:06.310	28	5.672	3:21.818	6	19.396	2:09.986	6	26.953	2:04.076	28	36.236	2:02.420
76	35.204	3:06.290	47	5.752	3:20.554	5	1 LAP	2:13.615	28	30.428	2:03.525	91	2 LAPS	2:08.718
18	2 LAPS	2:50.199	18	2 LAPS	3:21.160	28	23.422	2:14.680	5	1 LAP	2:10.365	5	1 LAP	2:15.296
47	36.033	2:49.505	76	6.014	3:21.645	90	25.539	2:15.624	90	35.483	2:06.463	90	57.785	2:18.914
6	36.783	2:48.041	6	6.340	3:20.392	63	2 LAPS	2:21.647	82	44.364	2:12.096	82	1:01.274	2:13.522
90	37.450	2:45.349	90	6.845	3:20.230	82	28.787	2:20.542	63	2 LAPS	2:18.889	63	2 LAPS	2:27.188
7	1 LAP	10:43.851 P												

Weather / Track : Cloudy / Dry

Oulton Park International
 Circuit Length = 2.6920 miles
 Start: 15:56 End: 16:43

Pirelli Ferrari formula Classic

QUALIFYING - RACE 5 - CLASSIFICATION

POS	NO	CL	NAME	ENTRY	TIME	ON	LAPS	GAP	DIFF	MPH
1	34	4	Gary CULVER	Ferrari 328 GTB	2:01.726	4	6			79.61
2	72	3	Ben CARTWRIGHT	Ferrari 328 GTB	2:01.804	4	5	0.078	0.078	79.56
3	69	4	James CARTWRIGHT	Ferrari 328 GTB	2:01.957	5	5	0.231	0.153	79.46
4	6	3	David TOMLIN	Ferrari 328 GTB	2:03.373	5	5	1.647	1.416	78.55
5	5	3	Chris BUTLER	Ferrari 328GTB	2:03.412	5	5	1.686	0.039	78.52
6	57	4	Nick TAYLOR	Ferrari Mondial t	2:03.538	5	6	1.812	0.126	78.44
7	3	4	Nick CARTWRIGHT	Ferrari 328GTB	2:05.040	4	4	3.314	1.502	77.50
8	60	3	Wayne MARRS	Ferrari 328 GTB	2:05.953	5	5	4.227	0.913	76.94
9	31	3	Martin HART	Ferrari Mondial t	2:06.213	5	5	4.487	0.260	76.78
10	15	3	Peter MOSELEY	Ferrari 328 GTB	2:07.322	5	5	5.596	1.109	76.11
11	30	3	Pete FISK	Ferrari 328 GTB	2:08.050	3	5	6.324	0.728	75.68
12	35	3	Richard SQUIRE	Ferrari 328GTB	2:08.067	5	5	6.341	0.017	75.67
13	18	3	Jon GOODWIN	Ferrari Mondial t	2:08.502	6	6	6.776	0.435	75.41
14	16	2	Richard MOSELEY	Ferrari 308 GTB	2:09.653	5	5	7.927	1.151	74.74
15	33	3	Pauline GOODWIN	Ferrari 328 GTB	2:09.996	4	4	8.270	0.343	74.55
16	11	2	John SWIFT	Ferrari 308 GTB	2:11.961	4	4	10.235	1.965	73.44
17	7	3	Ray FERGUSON	Ferrari Mondial t	2:12.257	5	5	10.531	0.296	73.27
18	29	1	William MOORWOOD	Ferrari 308 GT4	2:12.701	5	5	10.975	0.444	73.03
19	47	3	Geoff NEAL	Ferrari 328GTB	2:13.044	4	5	11.318	0.343	72.84
20	48	1	Nicholas WHITTAKER	Ferrari 308 GT4	2:14.842	2	2	13.116	1.798	71.87
21	25	2	Richard FENNY	Ferrari 308 GT4	2:14.888	5	5	13.162	0.046	71.84
22	46	1	Tristan SIMPSON	Ferrari 308 GT4		0	0			

Car 33 please fit working transponder for race

Weather / Track : Bright / Dry

These results are provisional until the conclusion of any judicial and technical matters.

Oulton Park International
Circuit Length = 2.6920 miles
Start: 10:35 End: 11:09

Clerk of Course :		Timekeeper :
-------------------	--	--------------

Pirelli Ferrari formula Classic
QUALIFYING - RACE 5 - LAP ANALYSIS

3	Nick CARTWRIGHT			4 Ferrari 328GTB			
1 -	21:21.414	+ 19:16.374	10:59:25.536	3 -	2:06.124	+ 1.084	11:03:38.580
2 -	2:06.920	+ 1.880	11:01:32.456	4 -	2:05.040		11:05:43.620
5	Chris BUTLER			3 Ferrari 328GTB			
1 -	20:22.923	+ 18:19.511	10:58:43.498	4 -	2:04.102	+ 0.690	11:05:03.439
2 -	2:11.555	+ 8.143	11:00:55.053	5 -	2:03.412		11:07:06.851
3 -	2:04.284	+ 0.872	11:02:59.337				
6	David TOMLIN			3 Ferrari 328 GTB			
1 -	21:22.469	+ 19:19.096	10:58:54.504	4 -	2:05.513	+ 2.140	11:05:11.717
2 -	2:06.723	+ 3.350	11:01:01.227	5 -	2:03.373		11:07:15.090
3 -	2:04.977	+ 1.604	11:03:06.204				
7	Ray FERGUSON			3 Ferrari Mondial t			
1 -	19:50.268	+ 17:38.011	10:58:02.293	4 -	2:12.341	+ 0.084	11:04:47.241
2 -	2:18.025	+ 5.768	11:00:20.318	5 -	2:12.257		11:06:59.498
3 -	2:14.582	+ 2.325	11:02:34.900				
11	John SWIFT			2 Ferrari 308 GTB			
1 -	20:13.015	+ 18:01.054	10:58:58.312	3 -	2:14.201	+ 2.240	11:03:31.365
2 -	2:18.852	+ 6.891	11:01:17.164	4 -	2:11.961		11:05:43.326
15	Peter MOSELEY			3 Ferrari 328 GTB			
1 -	19:56.432	+ 17:49.110	10:57:59.039	4 -	2:11.298	+ 3.976	11:04:36.921
2 -	2:12.010	+ 4.688	11:00:11.049	5 -	2:07.322		11:06:44.243
3 -	2:14.574	+ 7.252	11:02:25.623				
16	Richard MOSELEY			2 Ferrari 308 GTB			
1 -	20:05.002	+ 17:55.349	10:57:57.032	4 -	2:11.443	+ 1.790	11:04:33.269
2 -	2:12.803	+ 3.150	11:00:09.835	5 -	2:09.653		11:06:42.922
3 -	2:11.991	+ 2.338	11:02:21.826				
18	Jon GOODWIN			3 Ferrari Mondial t			
1 -	2:08.756	+ 0.254	10:39:37.761	4 -	2:10.218	+ 1.716	11:01:19.682
2 -	17:20.266	+ 15:11.764	10:56:58.027	5 -	2:10.655	+ 2.153	11:03:30.337
3 -	2:11.437	+ 2.935	10:59:09.464	6 -	2:08.502		11:05:38.839
25	Richard FENNY			2 Ferrari 308 GT4			
1 -	19:38.274	+ 17:23.386	10:58:17.450	4 -	2:17.690	+ 2.802	11:05:13.320
2 -	2:19.201	+ 4.313	11:00:36.651	5 -	2:14.888		11:07:28.208
3 -	2:18.979	+ 4.091	11:02:55.630				
29	William MOORWOOD			1 Ferrari 308 GT4			
1 -	19:54.014	+ 17:41.313	10:58:05.409	4 -	2:14.300	+ 1.599	11:04:50.151
2 -	2:15.964	+ 3.263	11:00:21.373	5 -	2:12.701		11:07:02.852
3 -	2:14.478	+ 1.777	11:02:35.851				
30	Pete FISK			3 Ferrari 328 GTB			
1 -	19:43.778	+ 17:35.728	10:58:06.675	4 -	2:11.638	+ 3.588	11:04:38.599
2 -	2:12.236	+ 4.186	11:00:18.911	5 -	2:09.303	+ 1.253	11:06:47.902
3 -	2:08.050		11:02:26.961				
31	Martin HART			3 Ferrari Mondial t			
1 -	19:50.984	+ 17:44.771	10:57:38.651	4 -	2:07.215	+ 1.002	11:04:06.837
2 -	2:12.314	+ 6.101	10:59:50.965	5 -	2:06.213		11:06:13.050
3 -	2:08.657	+ 2.444	11:01:59.622				
33	Pauline GOODWIN			3 Ferrari 328 GTB			
1 -	21:51.796	+ 19:41.800	10:59:31.008	3 -	2:10.228	+ 0.232	11:03:53.764

Car 33 please fit working transponder for race

Weather / Track : Bright / Dry

Oulton Park International
 Circuit Length = 2.6920 miles
 Start: 10:35 End: 11:09

Pirelli Ferrari formula Classic
QUALIFYING - RACE 5 - LAP ANALYSIS

2 -	2:12.528	+ 2.532	11:01:43.536	4 -	2:09.996		11:06:03.760
34	Gary CULVER		4		Ferrari 328 GTB		
1 -	2:02.862	+ 1.136	10:39:37.943	4 -	2:01.726		11:02:40.228
2 -	18:57.612	+ 16:55.886	10:58:35.555	5 -	2:03.094	+ 1.368	11:04:43.322
3 -	2:02.947	+ 1.221	11:00:38.502	6 -	2:02.518	+ 0.792	11:06:45.840
35	Richard SQUIRE		3		Ferrari 328GTB		
1 -	19:57.363	+ 17:49.296	10:58:00.892	4 -	2:19.930	+ 11.863	11:04:46.329
2 -	2:15.609	+ 7.542	11:00:16.501	5 -	2:08.067		11:06:54.396
3 -	2:09.898	+ 1.831	11:02:26.399				
46	Tristan SIMPSON		1		Ferrari 308 GT4		
47	Geoff NEAL		3		Ferrari 328GTB		
1 -	19:52.802	+ 17:39.758	10:57:53.550	4 -	2:13.044		11:04:38.122
2 -	2:16.059	+ 3.015	11:00:09.609	5 -	2:13.685	+ 0.641	11:06:51.807
3 -	2:15.469	+ 2.425	11:02:25.078				
48	Nicholas WHITTAKER		1		Ferrari 308 GT4		
1 -	25:30.020	+ 23:15.178	11:04:20.306	2 -	2:14.842		11:06:35.148
57	Nick TAYLOR		4		Ferrari Mondial t		
1 -	19:21.085	+ 17:17.547	10:56:58.602	4 -	2:03.716	+ 0.178	11:03:12.497
2 -	2:05.880	+ 2.342	10:59:04.482	5 -	2:03.538		11:05:16.035
3 -	2:04.299	+ 0.761	11:01:08.781	6 -	2:04.278	+ 0.740	11:07:20.313
60	Wayne MARRS		3		Ferrari 328 GTB		
1 -	19:54.241	+ 17:48.288	10:57:39.456	4 -	2:06.004	+ 0.051	11:04:02.389
2 -	2:09.333	+ 3.380	10:59:48.789	5 -	2:05.953		11:06:08.342
3 -	2:07.596	+ 1.643	11:01:56.385				
69	James CARTWRIGHT		4		Ferrari 328 GTB		
1 -	19:14.970	+ 17:13.013	10:57:02.712	4 -	2:02.922	+ 0.965	11:03:14.435
2 -	2:05.393	+ 3.436	10:59:08.105	5 -	2:01.957		11:05:16.392
3 -	2:03.408	+ 1.451	11:01:11.513				
72	Ben CARTWRIGHT		3		Ferrari 328 GTB		
1 -	19:40.819	+ 17:39.015	10:57:47.588	4 -	2:01.804		11:03:57.346
2 -	2:04.112	+ 2.308	10:59:51.700	5 -	2:01.923	+ 0.119	11:05:59.269
3 -	2:03.842	+ 2.038	11:01:55.542				


Car 33 please fit working transponder for race

Weather / Track : Bright / Dry

Oulton Park International
 Circuit Length = 2.6920 miles
 Start: 10:35 End: 11:09

Pirelli Ferrari formula Classic

RACE 5 - GRID

ROW 11	2:14.888 25 Richard FENNY	46 Tristan SIMPSON
ROW 10	2:13.044 47 Geoff NEAL	2:14.842 48 Nicholas WHITTAKER
ROW 9	2:12.257 7 Ray FERGUSON	2:12.701 29 William MOORWOOD
ROW 8	2:09.996 33 Pauline GOODWIN Please fit transponder for race	2:11.961 11 John SWIFT
ROW 7	2:08.502 18 Jon GOODWIN	2:09.653 16 Richard MOSELEY
ROW 6	2:08.050 30 Pete FISK	2:08.067 35 Richard SQUIRE
ROW 5	2:06.213 31 Martin HART	2:07.322 15 Peter MOSELEY
ROW 4	2:05.040 3 Nick CARTWRIGHT	2:05.953 60 Wayne MARRS
ROW 3	2:03.412 5 Chris BUTLER	2:03.538 57 Nick TAYLOR
ROW 2	2:01.957 69 James CARTWRIGHT	2:03.373 6 David TOMLIN
ROW 1	2:01.726 34 Gary CULVER	2:01.804 72 Ben CARTWRIGHT
Pole		
		

Oulton Park International
Circuit Length = 2.6920 miles

These results are provisional until the conclusion of any judicial and technical matters.

Clerk of Course :		Timekeeper :
-------------------	--	--------------

Pirelli Ferrari formula Classic

RACE 5 - CLASSIFICATION

POS	NO	CL	NAME	ENTRY	LAPS	TIME	GAP	DIFF	MPH	BEST	ON
1	34	4	Gary CULVER	Ferrari 328 GTB	10	20:15.421			79.73	2:00.341	10
2	72	3	Ben CARTWRIGHT	Ferrari 328 GTB	10	20:16.245	0.824	0.824	79.68	1:59.575	2
3	5	3	Chris BUTLER	Ferrari 328GTB	10	21:07.416	51.995	51.171	76.46	2:04.668	10
4	3	4	Nick CARTWRIGHT	Ferrari 328GTB	10	21:17.396	1:01.975	9.980	75.86	2:05.695	7
5	60	3	Wayne MARRS	Ferrari 328 GTB	10	21:29.152	1:13.731	11.756	75.17	2:06.162	8
6	30	3	Pete FISK	Ferrari 328 GTB	10	21:40.272	1:24.851	11.120	74.53	2:06.537	3
7	18	3	Jon GOODWIN	Ferrari Mondial t	10	21:47.393	1:31.972	7.121	74.12	2:08.388	8
8	35	3	Richard SQUIRE	Ferrari 328GTB	10	21:48.554	1:33.133	1.161	74.06	2:08.316	5
9	6	3	David TOMLIN	Ferrari 328 GTB	10	21:48.914	1:33.493	0.360	74.04	2:05.024	6
10	15	3	Peter MOSELEY	Ferrari 328 GTB	10	22:06.546	1:51.125	17.632	73.05	2:08.577	6
11	11	2	John SWIFT	Ferrari 308 GTB	10	22:15.689	2:00.268	9.143	72.55	2:10.295	9
12	47	3	Geoff NEAL	Ferrari 328GTB	10	22:16.052	2:00.631	0.363	72.53	2:09.763	10
13	33	3	Pauline GOODWIN	Ferrari 328 GTB	10	22:18.902	2:03.481	2.850	72.38	2:09.899	8
14	29	1	William MOORWOOD	Ferrari 308 GT4	10	22:26.128	2:10.707	7.226	71.99	2:11.031	10
15	46	1	Tristan SIMPSON	Ferrari 308 GT4	10	22:26.304	2:10.883	0.176	71.98	2:10.152	9

NOT CLASSIFIED

DNF	16	2	Richard MOSELEY	Ferrari 308 GTB	7	15:21.582	3 laps	3 laps	73.61	2:07.063	6
DNF	7	3	Ray FERGUSON	Ferrari Mondial t	7	15:46.766	3 laps	25.184	71.65	2:11.405	6
DNF	48	1	Nicholas WHITTAKER	Ferrari 308 GT4	6	13:38.922	4 laps	1 lap	71.00	2:11.461	4
DNF	25	2	Richard FENNY	Ferrari 308 GT4	5	12:00.625	5 laps	1 lap	67.24	2:14.043	4
DNF	57	4	Nick TAYLOR	Ferrari Mondial t	5	17:05.247	5 laps	5:04.622	47.26	2:06.336	2
DNF	69	4	James CARTWRIGHT	Ferrari 328 GTB	1	2:12.374	9 laps	4 laps	73.21		

FASTEST LAP

72	3	Ben CARTWRIGHT	Ferrari 328 GTB	2	1:59.575	81.04 mph	130.43 kph
34	4	Gary CULVER	Ferrari 328 GTB	10	2:00.341	80.53 mph	129.60 kph
16	2	Richard MOSELEY	Ferrari 308 GTB	6	2:07.063	76.27 mph	122.74 kph
46	1	Tristan SIMPSON	Ferrari 308 GT4	9	2:10.152	74.46 mph	119.83 kph

Weather / Track : Cloudy / Dry

These results are provisional until the conclusion of any judicial and technical matters.

Oulton Park International
Circuit Length = 2.6920 miles
Start: 16:53 End: 17:15

Clerk of Course :	Timekeeper :
-------------------	--------------

Pirelli Ferrari formula Classic

RACE 5 - LAP CHART

Lap 1			Lap 2			Lap 3			Lap 4			Lap 5		
No	Behind	Laptime	No	Behind	Laptime	No	Behind	Laptime	No	Behind	Laptime	No	Behind	Laptime
34		2:07.077	34		2:00.517	34		2:01.156	34		2:01.338	34		2:01.079
72	2.166	2:09.243	72	1.224	1:59.575	72	0.463	2:00.395	72	0.363	2:01.238	72	0.552	2:01.268
69	5.297	2:12.374	5	13.089	2:06.521	5	18.211	2:06.278	5	22.346	2:05.473	5	27.019	2:05.752
5	7.085	2:14.162	60	17.640	2:08.662	60	24.139	2:07.655	3	30.758	2:07.210	3	36.067	2:06.388
60	9.495	2:16.572	3	18.108	2:08.722	3	24.886	2:07.934	60	30.905	2:08.104	60	38.250	2:08.424
3	9.903	2:16.980	57	19.590	2:06.336	30	26.535	2:06.537	30	32.213	2:07.016	30	39.142	2:08.008
30	11.191	2:18.268	30	21.154	2:10.480	18	32.378	2:09.803	18	39.576	2:08.536	18	48.364	2:09.867
57	13.771	2:20.848	18	23.731	2:10.010	35	34.372	2:09.960	35	41.971	2:08.937	35	49.208	2:08.316
18	14.238	2:21.315	35	25.568	2:10.134	15	34.887	2:09.637	15	42.789	2:09.240	15	52.122	2:10.412
35	15.951	2:23.028	15	26.406	2:09.931	16	37.133	2:08.659	16	43.220	2:07.425	16	54.405	2:12.264
15	16.992	2:24.069	16	29.630	2:10.642	11	47.334	2:12.027	6	57.003	2:08.844	6	1:01.193	2:05.269
47	19.220	2:26.297	47	34.272	2:15.569	47	49.115	2:15.999	11	57.998	2:12.002	11	1:09.626	2:12.707
16	19.505	2:26.582	7	34.827	2:14.159	6	49.497	2:12.616	47	1:00.599	2:12.822	47	1:11.588	2:12.068
7	21.185	2:28.262	29	36.120	2:13.948	7	50.292	2:16.621	7	1:01.460	2:12.506	7	1:12.383	2:12.002
29	22.689	2:29.766	11	36.463	2:13.661	29	51.366	2:16.402	29	1:02.445	2:12.417	29	1:13.855	2:12.489
11	23.319	2:30.396	33	37.802	2:13.939	33	51.860	2:15.214	33	1:02.961	2:12.439	33	1:14.102	2:12.220
33	24.380	2:31.457	6	38.037	2:10.195	46	52.591	2:13.203	46	1:03.684	2:12.431	46	1:14.967	2:12.362
48	25.212	2:32.289	48	39.571	2:14.876	57	53.151	2:34.717 P	48	1:04.371	2:11.461	48	1:15.359	2:12.067
46	27.029	2:34.106	46	40.544	2:14.032	48	54.248	2:15.833	25	1:10.478	2:14.043	25	1:49.458	2:40.059 P
25	28.248	2:35.325	25	43.249	2:15.518	25	57.773	2:15.680						
6	28.359	2:35.436												

Weather / Track : Cloudy / Dry

Oulton Park International
Circuit Length = 2.6920 miles
Start: 16:53 End: 17:15

Pirelli Ferrari formula Classic
RACE 5 - LAP CHART

Lap 6			Lap 7			Lap 8			Lap 9			Lap 10		
No	Behind	Laptime	No	Behind	Laptime	No	Behind	Laptime	No	Behind	Laptime	No	Behind	Laptime
34		2:01.091	34		2:01.042	34		2:01.100	34		2:00.680	34		2:00.341
72	0.735	2:01.274	72	0.653	2:00.960	72	0.656	2:01.103	72	1.088	2:01.112	72	0.824	2:00.077
5	32.119	2:06.191	57	3 LAPS	7:34.645 P	5	42.089	2:06.101	5	47.668	2:06.259	5	51.995	2:04.668
3	40.951	2:05.975	5	37.088	2:06.011	3	50.467	2:05.963	3	56.587	2:06.800	3	1:01.975	2:05.729
60	44.642	2:07.483	3	45.604	2:05.695	57	3 LAPS	2:28.701 P	60	1:04.204	2:09.374	60	1:13.731	2:09.868
30	45.401	2:07.350	60	50.448	2:06.848	60	55.510	2:06.162	30	1:05.790	2:09.399	30	1:24.851	2:19.402
18	56.877	2:09.604	30	51.485	2:07.126	30	57.071	2:06.686	18	1:23.256	2:11.349	18	1:31.972	2:09.057
35	57.993	2:09.876	18	1:05.299	2:09.464	18	1:12.587	2:08.388	35	1:24.097	2:10.705	35	1:33.133	2:09.377
15	59.608	2:08.577	35	1:06.547	2:09.596	35	1:14.072	2:08.625	6	1:24.468	2:09.182	6	1:33.493	2:09.366
16	1:00.377	2:07.063	15	1:07.890	2:09.324	6	1:15.966	2:07.879	15	1:35.880	2:16.700	15	1:51.125	2:15.586
6	1:05.126	2:05.024	16	1:08.282	2:08.947	15	1:19.860	2:13.070	11	1:50.244	2:10.295	11	2:00.268	2:10.365
11	1:19.469	2:10.934	6	1:09.187	2:05.103	11	1:40.629	2:11.732	47	1:51.209	2:10.981	47	2:00.631	2:09.763
47	1:21.786	2:11.289	11	1:29.997	2:11.570	47	1:40.908	2:10.889	33	1:53.716	2:10.502	33	2:03.481	2:10.106
7	1:22.697	2:11.405	47	1:31.119	2:10.375	33	1:43.894	2:09.899	29	2:00.017	2:11.296	29	2:10.707	2:11.031
33	1:23.709	2:10.698	7	1:33.466	2:11.811	29	1:49.401	2:13.118	46	2:00.211	2:10.152	46	2:10.883	2:11.013
29	1:26.070	2:13.306	33	1:35.095	2:12.428	46	1:50.739	2:11.633						
48	1:26.664	2:12.396	29	1:37.383	2:12.355									
46	1:26.879	2:13.003	46	1:40.206	2:14.369									

Weather / Track : Cloudy / Dry

Oulton Park International
 Circuit Length = 2.6920 miles
 Start: 16:53 End: 17:15

AMOC Historic Championship

QUALIFYING - RACE 6 - CLASSIFICATION

POS	NO	CL	NAME	ENTRY	TIME	ON	LAPS	GAP	DIFF	MPH
1	47	E2	Christopher SCRAGG	Aston Martin N24	1:59.700	3	5			80.96
2	18	B3	Robert RAWE	Aston Martin DB4	2:00.944	3	5	1.244	1.244	80.13
3	23	E2	Angelos METAXA	Aston Martin N24	2:01.884	6	6	2.184	0.940	79.51
4	90	B3	Alan HUDD	Aston Martin DB4 Lightweight	2:05.987	3	6	6.287	4.103	76.92
5	91	E2	Christopher KEMP	Aston Martin GT4	2:07.121	5	6	7.421	1.134	76.23
6	14	I	Paul HIPWELL	Aston Martin V8	2:07.312	5	6	7.612	0.191	76.12
7	34	B3	Martin MELLING	Aston Martin DB4 Lightweight	2:07.448	6	6	7.748	0.136	76.04
8	86	AC1	Andrew MITCHELL	Bristol 401 2 Seater Sports	2:18.342	4	6	18.642	10.894	70.05
9	53	A4	Anne REED	Aston Martin DB2	2:19.885	4	5	20.185	1.543	69.28
10	88	AA	Bryn GRIFFITHS	Sunbeam Alpine	2:21.276	5	5	21.576	1.391	68.59
11	49	A2	Jon GROSS	Aston Martin DB MkIII	2:21.636	5	5	21.936	0.360	68.42
12	20	A3	Glynn ALLEN	Aston Martin DB2/4 MkII	2:22.778	3	4	23.078	1.142	67.87

Weather / Track : Bright / Dry
 These results are provisional until the conclusion of any judicial and technical matters.

Oulton Park International
 Circuit Length = 2.6920 miles
 Start: 11:12 End: 11:29

Clerk of Course :		Timekeeper :
-------------------	--	--------------

AMOC Historic Championship

QUALIFYING - RACE 6 - LAP ANALYSIS

14	Paul HIPWELL		I Aston Martin V8				
1 -	2:16.571	+ 9.259	11:16:52.350	4 -	2:07.734	+ 0.422	11:23:16.166
2 -	2:07.672	+ 0.360	11:19:00.022	5 -	2:07.312		11:25:23.478
3 -	2:08.410	+ 1.098	11:21:08.432	6 -	2:08.873	+ 1.561	11:27:32.351
18	Robert RAWE		B3 Aston Martin DB4				
1 -	2:04.908	+ 3.964	11:16:33.032	4 -	2:01.869	+ 0.925	11:22:37.227
2 -	2:01.382	+ 0.438	11:18:34.414	5 -	2:15.458 P	+ 14.514	11:24:52.685
3 -	2:00.944		11:20:35.358				
20	Glynn ALLEN		A3 Aston Martin DB2/4 MkII				
1 -	2:28.252	+ 5.474	11:17:31.086	3 -	2:22.778		11:22:18.203
2 -	2:24.339	+ 1.561	11:19:55.425	4 -	2:28.684 P	+ 5.906	11:24:46.887
23	Angelos METAXA		E2 Aston Martin N24				
1 -	2:29.324	+ 27.440	11:17:46.807	4 -	2:04.996	+ 3.112	11:24:11.550
2 -	2:13.450	+ 11.566	11:20:00.257	5 -	2:07.150	+ 5.266	11:26:18.700
3 -	2:06.297	+ 4.413	11:22:06.554	6 -	2:01.884		11:28:20.584
34	Martin MELLING		B3 Aston Martin DB4 Lightweight				
1 -	2:17.281	+ 9.833	11:17:36.261	4 -	2:10.645	+ 3.197	11:24:11.619
2 -	2:15.795	+ 8.347	11:19:52.056	5 -	2:12.301	+ 4.853	11:26:23.920
3 -	2:08.918	+ 1.470	11:22:00.974	6 -	2:07.448		11:28:31.368
47	Christopher SCRAGG		E2 Aston Martin N24				
1 -	2:03.135	+ 3.435	11:16:31.733	4 -	2:01.354	+ 1.654	11:22:33.464
2 -	2:00.677	+ 0.977	11:18:32.410	5 -	2:16.309 P	+ 16.609	11:24:49.773
3 -	1:59.700		11:20:32.110				
49	Jon GROSS		A2 Aston Martin DB MkIII				
1 -	2:29.293	+ 7.657	11:17:30.188	4 -	2:24.122	+ 2.486	11:24:49.222
2 -	2:25.458	+ 3.822	11:19:55.646	5 -	2:21.636		11:27:10.858
3 -	2:29.454	+ 7.818	11:22:25.100				
53	Anne REED		A4 Aston Martin DB2				
1 -	2:20.847	+ 0.962	11:17:03.449	4 -	2:19.885		11:24:08.486
2 -	2:22.720	+ 2.835	11:19:26.169	5 -	2:32.280 P	+ 12.395	11:26:40.766
3 -	2:22.432	+ 2.547	11:21:48.601				
86	Andrew MITCHELL		AC1 Bristol 401 2 Seater Sports				
1 -	2:21.479	+ 3.137	11:17:05.836	4 -	2:18.342		11:24:10.946
2 -	2:21.471	+ 3.129	11:19:27.307	5 -	2:24.280	+ 5.938	11:26:35.226
3 -	2:25.297	+ 6.955	11:21:52.604	6 -	2:24.441	+ 6.099	11:28:59.667
88	Bryn GRIFFITHS		AA Sunbeam Alpine				
1 -	2:31.994	+ 10.718	11:17:38.020	4 -	2:23.660	+ 2.384	11:24:51.176
2 -	2:26.639	+ 5.363	11:20:04.659	5 -	2:21.276		11:27:12.452
3 -	2:22.857	+ 1.581	11:22:27.516				
90	Alan HUDD		B3 Aston Martin DB4 Lightweight				
1 -	2:07.839	+ 1.852	11:16:39.468	4 -	2:06.382	+ 0.395	11:22:58.642
2 -	2:06.805	+ 0.818	11:18:46.273	5 -	2:07.170	+ 1.183	11:25:05.812
3 -	2:05.987		11:20:52.260	6 -	2:07.446	+ 1.459	11:27:13.258
91	Christopher KEMP		E2 Aston Martin GT4				
1 -	2:11.636	+ 4.515	11:17:14.455	4 -	2:07.462	+ 0.341	11:23:45.176
2 -	2:13.211	+ 6.090	11:19:27.666	5 -	2:07.121		11:25:52.297
3 -	2:10.048	+ 2.927	11:21:37.714	6 -	2:09.667	+ 2.546	11:28:01.964


Weather / Track : Bright / Dry

Oulton Park International
Circuit Length = 2.6920 miles
Start: 11:12 End: 11:29

AMOC Historic Championship

RACE 6 - GRID

ROW 6	2:21.636 49 Jon GROSS	2:22.778 20 Glynn ALLEN
ROW 5	2:19.885 53 Anne REED	2:21.276 88 Bryn GRIFFITHS
ROW 4	2:07.448 34 Martin MELLING	2:18.342 86 Andrew MITCHELL
ROW 3	2:07.121 91 Christopher KEMP	2:07.312 14 Paul HIPWELL
ROW 2	2:01.884 23 Angelos METAXA	2:05.987 90 Alan HUDD
ROW 1	1:59.700 47 Christopher SCRAGG	2:00.944 18 Robert RAWE
Pole		



Oulton Park International
Circuit Length = 2.6920 miles

These results are provisional until the conclusion of any judicial and technical matters.

Clerk of Course :		Timekeeper :
-------------------	--	--------------

AMOC Historic Championship

RACE 6 - CLASSIFICATION

POS	NO	CL	NAME	ENTRY	LAPS	TIME	GAP	DIFF	MPH	BEST	ON
1	47	E2	Christopher SCRAGG	Aston Martin N24	10	20:27.431			78.95	1:58.836	2
2	18	B3	Robert RAWE	Aston Martin DB4	10	20:45.166	17.735	17.735	77.83	2:00.426	2
3	23	E2	Angelos METAXA	Aston Martin N24	10	21:02.126	34.695	16.960	76.78	2:01.896	6
4	90	B3	Alan HUDD	Aston Martin DB4 Lightweight	10	21:07.864	40.433	5.738	76.43	2:04.666	5
5	14	I	Paul HIPWELL	Aston Martin V8	10	21:09.629	42.198	1.765	76.33	2:04.640	5
6	91	E2	Christopher KEMP	Aston Martin GT4	10	21:38.955	1:11.524	29.326	74.60	2:06.459	4
7	86	AC1	Andrew MITCHELL	Bristol 401 2 Seater Sports	9	21:37.883	1 lap	1 lap	67.20	2:22.650	5
8	88	AA	Bryn GRIFFITHS	Sunbeam Alpine	9	21:38.509	1 lap	0.626	67.17	2:22.174	2
9	49	A2	Jon GROSS	Aston Martin DB MkIII	9	21:56.250	1 lap	17.741	66.26	2:22.687	3
10	53	A4	Anne REED	Aston Martin DB2	9	21:56.808	1 lap	0.558	66.23	2:22.093	9
NOT CLASSIFIED											
DNF	34	B3	Martin MELLING	Aston Martin DB4 Lightweight	4	9:06.192	6 laps	5 laps	70.97	2:08.897	2
FASTEST LAP											
47	E2	Christopher SCRAGG	Aston Martin N24		2	1:58.836		81.55 mph		131.24 kph	
18	B3	Robert RAWE	Aston Martin DB4		2	2:00.426		80.47 mph		129.51 kph	
14	I	Paul HIPWELL	Aston Martin V8		5	2:04.640		77.75 mph		125.13 kph	
53	A4	Anne REED	Aston Martin DB2		9	2:22.093		68.20 mph		109.76 kph	
88	AA	Bryn GRIFFITHS	Sunbeam Alpine		2	2:22.174		68.16 mph		109.70 kph	
86	AC1	Andrew MITCHELL	Bristol 401 2 Seater Sports		5	2:22.650		67.93 mph		109.33 kph	
49	A2	Jon GROSS	Aston Martin DB MkIII		3	2:22.687		67.91 mph		109.30 kph	

Weather / Track : Cloudy / Damp

These results are provisional until the conclusion of any judicial and technical matters.

Oulton Park International
Circuit Length = 2.6920 miles
Start: 17:26 End: 17:48

Clerk of Course :		Timekeeper :
-------------------	--	--------------

AMOC Historic Championship

RACE 6 - LAP CHART

Lap 1			Lap 2			Lap 3			Lap 4			Lap 5		
No	Behind	Laptime	No	Behind	Laptime	No	Behind	Laptime	No	Behind	Laptime	No	Behind	Laptime
47		2:06.168	47		1:58.836	47		1:59.232	47		2:00.251	47		1:59.881
18	0.678	2:06.846	18	2.268	2:00.426	18	4.927	2:01.891	18	7.005	2:02.329	18	9.938	2:02.814
14	5.910	2:12.078	90	13.200	2:05.409	90	19.251	2:05.283	90	25.023	2:06.023	90	29.808	2:04.666
90	6.627	2:12.795	14	14.025	2:06.951	14	20.957	2:06.164	23	26.468	2:04.740	23	30.233	2:03.646
23	6.895	2:13.063	23	14.578	2:06.519	23	21.979	2:06.633	14	27.628	2:06.922	14	32.387	2:04.640
91	15.372	2:21.540	91	23.993	2:07.457	91	31.634	2:06.873	91	37.842	2:06.459	91	44.448	2:06.487
86	21.058	2:27.226	34	31.309	2:08.897	34	42.703	2:10.626	34	1:01.705	2:19.253 P	86	1:54.807	2:22.650
34	21.248	2:27.416	86	45.671	2:23.449	86	1:09.556	2:23.117	86	1:32.038	2:22.733	88	1:55.138	2:22.533
88	22.548	2:28.716	88	45.886	2:22.174	88	1:09.773	2:23.119	88	1:32.486	2:22.964			
53	26.563	2:32.731	53	52.442	2:24.715	49	1:17.061	2:22.687	49	1:40.954	2:24.144			
49	27.783	2:33.951	49	53.606	2:24.659	53	1:19.753	2:26.543	53	1:45.959	2:26.457			

Weather / Track : Cloudy / Damp

Oulton Park International
 Circuit Length = 2.6920 miles
 Start: 17:26 End: 17:48

**AMOC Historic Championship
RACE 6 - LAP CHART**

Lap 6			Lap 7			Lap 8			Lap 9			Lap 10		
No	Behind	Laptime	No	Behind	Laptime	No	Behind	Laptime	No	Behind	Laptime	No	Behind	Laptime
47		2:02.547	47		2:05.604	47		2:03.897	47		2:04.817	47		2:06.198
49	1 LAP	2:26.042	18	10.131	2:05.547	18	12.681	2:06.447	18	14.002	2:06.138	18	17.735	2:09.931
18	10.188	2:02.797	86	1 LAP	2:25.533	23	33.339	2:08.231	23	35.153	2:06.631	23	34.695	2:05.740
53	1 LAP	2:26.822	88	1 LAP	2:25.970	86	1 LAP	2:25.270	90	40.412	2:08.040	90	40.433	2:06.219
23	29.582	2:01.896	49	1 LAP	2:28.807	88	1 LAP	2:24.799	14	41.125	2:07.660	14	42.198	2:07.271
90	32.738	2:05.477	23	29.005	2:05.027	90	37.189	2:07.574	86	1 LAP	2:24.122	86	1 LAP	2:23.783
14	34.807	2:04.967	53	1 LAP	2:27.213	14	38.282	2:07.384	88	1 LAP	2:24.462	88	1 LAP	2:23.772
91	50.736	2:08.835	90	33.512	2:06.378	49	1 LAP	2:26.484	91	1:06.886	2:12.079	91	1:11.524	2:10.836
			14	34.795	2:05.592	53	1 LAP	2:24.556	49	1 LAP	2:24.657	49	1 LAP	2:24.819
			91	55.540	2:10.408	91	59.624	2:07.981	53	1 LAP	2:25.678	53	1 LAP	2:22.093

Weather / Track : Cloudy / Damp

Oulton Park International
Circuit Length = 2.6920 miles
Start: 17:26 End: 17:48

Pirelli Ferrari Open

QUALIFYING - RACE 7 - CLASSIFICATION

POS	NO	CL	NAME	ENTRY	TIME	ON	LAPS	GAP	DIFF	MPH
1	17	C3	Ian HARTLEY	Ferrari 430 Challenge	1:45.932	7	8			91.48
2	60	C3	Wayne MARRS	Ferrari F360 GTC	1:46.058	5	7	0.126	0.126	91.37
3	13	C3	Derek JOHNSTON	Ferrari 430 Challenge	1:46.902	4	8	0.970	0.844	90.65
4	77	C2	Mick DWANE	Ferrari F360 Challenge	1:49.777	4	7	3.845	2.875	88.28
5	28	C3	Paul BAILEY	Ferrari 430 Challenge	1:52.882	3	7	6.950	3.105	85.85
6	9	C1	Gavin SHIRLEY	Ferrari 355 Challenge	1:55.914	7	7	9.982	3.032	83.60
7	8	C1	Vance KEARNEY	Ferrari 355 Challenge	1:56.048	5	7	10.116	0.134	83.51
8	54	C1	Nigel JENKINS	Ferrari 355 Challenge	1:56.628	7	7	10.696	0.580	83.09
9	65	C1	Craig MILNER	Ferrari 355 Challenge	1:56.868	3	7	10.936	0.240	82.92
10	72	C1	Ben CARTWRIGHT	Ferrari F355 Challenge	1:57.051	5	6	11.119	0.183	82.79
11	21	C2	Sean WINDER	Ferrari 360 Challenge	1:57.924	4	6	11.992	0.873	82.18
12	26	S	Paul UNSWORTH	Ferrari 550 Maranello	1:58.617	4	6	12.685	0.693	81.70
13	22	S	Paul BROOKS	Ferrari 456GT	2:01.657	5	7	15.725	3.040	79.66

Weather / Track : Bright / Dry
These results are provisional until the conclusion of any judicial and technical matters.

Oulton Park International
Circuit Length = 2.6920 miles
Start: 11:34 End: 11:51

Clerk of Course :		Timekeeper :
-------------------	--	--------------

Pirelli Ferrari Open

QUALIFYING - RACE 7 - LAP ANALYSIS

8	Vance KEARNEY		C1 Ferrari 355 Challenge			
1 -	2:01.126	+ 5.078	11:38:34.408	5 -	1:56.048	11:46:24.275
2 -	1:57.617	+ 1.569	11:40:32.025	6 -	1:56.575	+ 0.527 11:48:20.850
3 -	1:58.048	+ 2.000	11:42:30.073	7 -	1:56.615	+ 0.567 11:50:17.465
4 -	1:58.154	+ 2.106	11:44:28.227			
9	Gavin SHIRLEY		C1 Ferrari 355 Challenge			
1 -	2:01.641	+ 5.727	11:38:55.515	5 -	1:56.187	+ 0.273 11:46:46.236
2 -	1:59.473	+ 3.559	11:40:54.988	6 -	1:56.393	+ 0.479 11:48:42.629
3 -	1:56.514	+ 0.600	11:42:51.502	7 -	1:55.914	11:50:38.543
4 -	1:58.547	+ 2.633	11:44:50.049			
13	Derek JOHNSTON		C3 Ferrari 430 Challenge			
1 -	1:51.832	+ 4.930	11:38:33.376	5 -	1:48.110	+ 1.208 11:45:42.702
2 -	1:47.154	+ 0.252	11:40:20.530	6 -	1:47.039	+ 0.137 11:47:29.741
3 -	1:47.160	+ 0.258	11:42:07.690	7 -	1:47.542	+ 0.640 11:49:17.283
4 -	1:46.902		11:43:54.592	8 -	1:46.993	+ 0.091 11:51:04.276
17	Ian HARTLEY		C3 Ferrari 430 Challenge			
1 -	1:50.097	+ 4.165	11:38:21.386	5 -	1:47.063	+ 1.131 11:45:35.889
2 -	1:48.569	+ 2.637	11:40:09.955	6 -	1:46.820	+ 0.888 11:47:22.709
3 -	1:48.364	+ 2.432	11:41:58.319	7 -	1:45.932	11:49:08.641
4 -	1:50.507	+ 4.575	11:43:48.826	8 -	1:52.880	+ 6.948 11:51:01.521
21	Sean WINDER		C2 Ferrari 360 Challenge			
1 -	2:13.837	+ 15.913	11:39:02.572	4 -	1:57.924	11:45:03.262
2 -	1:59.335	+ 1.411	11:41:01.907	5 -	2:10.078 P	+ 12.154 11:47:13.340
3 -	2:03.431	+ 5.507	11:43:05.338	6 -	2:41.872	+ 43.948 11:49:55.212
22	Paul BROOKS		S Ferrari 456GT			
1 -	2:04.801	+ 3.144	11:38:52.392	5 -	2:01.657	11:47:01.109
2 -	2:03.237	+ 1.580	11:40:55.629	6 -	2:01.970	+ 0.313 11:49:03.079
3 -	2:02.036	+ 0.379	11:42:57.665	7 -	2:03.698	+ 2.041 11:51:06.777
4 -	2:01.787	+ 0.130	11:44:59.452			
26	Paul UNSWORTH		S Ferrari 550 Maranello			
1 -	2:07.751	+ 9.134	11:39:29.207	4 -	1:58.617	11:45:29.548
2 -	2:01.285	+ 2.668	11:41:30.492	5 -	1:58.973	+ 0.356 11:47:28.521
3 -	2:00.439	+ 1.822	11:43:30.931	6 -	2:02.285	+ 3.668 11:49:30.806
28	Paul BAILEY		C3 Ferrari 430 Challenge			
1 -	2:03.372	+ 10.490	11:38:54.440	5 -	1:54.386	+ 1.504 11:46:31.593
2 -	1:55.996	+ 3.114	11:40:50.436	6 -	1:53.603	+ 0.721 11:48:25.196
3 -	1:52.882		11:42:43.318	7 -	1:54.663	+ 1.781 11:50:19.859
4 -	1:53.889	+ 1.007	11:44:37.207			
54	Nigel JENKINS		C1 Ferrari 355 Challenge			
1 -	2:01.640	+ 5.012	11:38:44.297	5 -	1:57.604	+ 0.976 11:46:36.007
2 -	1:57.062	+ 0.434	11:40:41.359	6 -	1:57.288	+ 0.660 11:48:33.295
3 -	1:58.357	+ 1.729	11:42:39.716	7 -	1:56.628	11:50:29.923
4 -	1:58.687	+ 2.059	11:44:38.403			
60	Wayne MARRS		C3 Ferrari F360 GTC			
1 -	1:58.152	+ 12.094	11:38:50.510	5 -	1:46.058	11:46:04.796
2 -	1:51.346	+ 5.288	11:40:41.856	6 -	1:46.895	+ 0.837 11:47:51.691
3 -	1:49.213	+ 3.155	11:42:31.069	7 -	1:46.284	+ 0.226 11:49:37.975
4 -	1:47.669	+ 1.611	11:44:18.738			
65	Craig MILNER		C1 Ferrari 355 Challenge			
1 -	2:03.999	+ 7.131	11:38:53.444	5 -	1:59.246	+ 2.378 11:47:03.147
2 -	2:15.469	+ 18.601	11:41:08.913	6 -	2:13.360	+ 16.492 11:49:16.507

Weather / Track : Bright / Dry

Oulton Park International
Circuit Length = 2.6920 miles
Start: 11:34 End: 11:51

Pirelli Ferrari Open

QUALIFYING - RACE 7 - LAP ANALYSIS

3 -	1:56.868		11:43:05.781	7 -	1:56.918	+ 0.050	11:51:13.425
4 -	1:58.120	+ 1.252	11:45:03.901				
72	Ben CARTWRIGHT		C1 Ferrari F355 Challenge				
1 -	2:05.584	+ 8.533	11:40:49.977	4 -	1:58.399	+ 1.348	11:46:49.414
2 -	2:00.434	+ 3.383	11:42:50.411	5 -	1:57.051		11:48:46.465
3 -	2:00.604	+ 3.553	11:44:51.015	6 -	1:57.495	+ 0.444	11:50:43.960
77	Mick DWANE		C2 Ferrari F360 Challenge				
1 -	1:56.034	+ 6.257	11:38:39.998	5 -	1:50.181	+ 0.404	11:46:03.487
2 -	1:52.122	+ 2.345	11:40:32.120	6 -	1:51.295	+ 1.518	11:47:54.782
3 -	1:51.409	+ 1.632	11:42:23.529	7 -	1:52.829	+ 3.052	11:49:47.611
4 -	1:49.777		11:44:13.306				

Weather / Track : Bright / Dry

Oulton Park International
 Circuit Length = 2.6920 miles
 Start: 11:34 End: 11:51

Pirelli Ferrari Open
RACE 7 - GRID

ROW 7	2:01.657 22 Paul BROOKS		
ROW 6		1:57.924 21 Sean WINDER	1:58.617 26 Paul UNSWORTH
ROW 5	1:56.868 65 Craig MILNER		1:57.051 72 Ben CARTWRIGHT
ROW 4		1:56.048 8 Vance KEARNEY	1:56.628 54 Nigel JENKINS
ROW 3	1:52.882 28 Paul BAILEY		1:55.914 9 Gavin SHIRLEY
ROW 2		1:46.902 13 Derek JOHNSTON	1:49.777 77 Mick DWANE
ROW 1	1:45.932 17 Ian HARTLEY		1:46.058 60 Wayne MARRS
Pole			

Oulton Park International
 Circuit Length = 2.6920 miles

These results are provisional until the conclusion of any judicial and technical matters.

Clerk of Course :		Timekeeper :
-------------------	--	--------------

Pirelli Ferrari Open

RACE 7 - CLASSIFICATION

POS	NO	CL	NAME	ENTRY	LAPS	TIME	GAP	DIFF	MPH	BEST	ON
1	17	C3	Ian HARTLEY	Ferrari 430 Challenge	9	19:41.323			73.83	2:03.390	5
2	77	C2	Mick DWANE	Ferrari F360 Challenge	9	19:53.495	12.172	12.172	73.08	2:10.368	2
3	28	C3	Paul BAILEY	Ferrari 430 Challenge	9	20:15.066	33.743	21.571	71.78	2:09.906	4
4	54	C1	Nigel JENKINS	Ferrari 355 Challenge	9	20:36.314	54.991	21.248	70.54	2:11.856	6
5	9	C1	Gavin SHIRLEY	Ferrari 355 Challenge	9	20:51.919	1:10.596	15.605	69.67	2:11.983	6
6	65	C1	Craig MILNER	Ferrari 355 Challenge	9	21:47.874	2:06.551	55.955	66.68	2:22.981	8
7	21	C2	Sean WINDER	Ferrari 360 Challenge	9	21:55.605	2:14.282	7.731	66.29	2:24.285	3
8	26	S	Paul UNSWORTH	Ferrari 550 Maranello	8	20:10.938	1 lap	1 lap	64.02	2:26.871	4

NOT CLASSIFIED

DNF	13	C3	Derek JOHNSTON	Ferrari 430 Challenge	6	13:38.495	3 laps	2 laps	71.04	2:10.105	2
DNF	22	S	Paul BROOKS	Ferrari 456GT	4	10:24.021	5 laps	2 laps	62.12	2:32.716	2
DNF	8	C1	Vance KEARNEY	Ferrari 355 Challenge	1	2:20.515	8 laps	3 laps	68.96		

FASTEST LAP

17	C3	Ian HARTLEY	Ferrari 430 Challenge	5	2:03.390	78.54 mph	126.40 kph
77	C2	Mick DWANE	Ferrari F360 Challenge	2	2:10.368	74.33 mph	119.63 kph
54	C1	Nigel JENKINS	Ferrari 355 Challenge	6	2:11.856	73.49 mph	118.28 kph
26	S	Paul UNSWORTH	Ferrari 550 Maranello	4	2:26.871	65.98 mph	106.19 kph

Weather / Track : Rain / Wet

These results are provisional until the conclusion of any judicial and technical matters.

Oulton Park International
Circuit Length = 2.6920 miles
Start: 18:07 End: 18:29

Clerk of Course :	Timekeeper :
-------------------	--------------

Pirelli Ferrari Open
RACE 7 - LAP CHART

Lap 1			Lap 2			Lap 3			Lap 4			Lap 5		
No	Behind	Laptime	No	Behind	Laptime	No	Behind	Laptime	No	Behind	Laptime	No	Behind	Laptime
77		2:14.506	77		2:10.368	77		2:13.247	77		2:12.657	77		2:10.908
13	1.109	2:15.615	13	0.846	2:10.105	9	18.616	2:17.866	17	11.074	2:04.369	17	3.556	2:03.390
54	5.090	2:19.596	9	13.997	2:17.339	17	19.362	2:07.561	9	20.753	2:14.794	28	21.762	2:10.249
8	6.009	2:20.515	17	25.048	2:11.988	13	21.393	2:33.794	13	21.811	2:13.075	9	24.202	2:14.357
9	7.026	2:21.532	65	28.072	2:26.085	28	25.172	2:10.254	28	22.421	2:09.906	13	25.808	2:14.905
65	12.355	2:26.861	28	28.165	2:15.815	54	34.885	2:18.995	54	35.925	2:13.697	54	37.886	2:12.869
21	14.886	2:29.392	54	29.137	2:34.415	65	41.763	2:26.938	65	54.716	2:25.610	65	1:09.386	2:25.578
22	20.138	2:34.644	21	33.796	2:29.278	21	44.834	2:24.285	21	57.174	2:24.997	21	1:12.336	2:26.070
28	22.718	2:37.224	22	42.486	2:32.716	22	1:02.152	2:32.913	26	1:16.837	2:26.871	26	1:36.339	2:30.410
26	22.843	2:37.349	26	44.656	2:32.181	26	1:02.623	2:31.214	22	1:33.243	2:43.748 P			
17	23.428	2:37.934												

Weather / Track : Rain / Wet

Oulton Park International
 Circuit Length = 2.6920 miles
 Start: 18:07 End: 18:29

Pirelli Ferrari Open
RACE 7 - LAP CHART

Lap 6			Lap 7			Lap 8			Lap 9		
No	Behind	Laptime	No	Behind	Laptime	No	Behind	Laptime	No	Behind	Laptime
17		2:07.622	17		2:05.347	17		2:11.895	17		2:11.217
77	1.002	2:12.180	77	8.479	2:12.824	77	9.568	2:12.984	77	12.172	2:13.821
28	22.806	2:12.222	28	30.317	2:12.858	26	1 LAP	2:33.972	26	1 LAP	2:28.414
9	25.007	2:11.983	54	47.153	2:13.936	28	31.639	2:13.217	28	33.743	2:13.321
13	25.631	2:11.001	9	1:01.493	2:41.833	54	50.440	2:15.182	54	54.991	2:15.768
54	38.564	2:11.856	65	1:42.215	2:25.848	9	1:05.128	2:15.530	9	1:10.596	2:16.685
65	1:21.714	2:23.506	21	1:46.237	2:25.735	65	1:53.301	2:22.981	65	2:06.551	2:24.467
21	1:25.849	2:24.691				21	1:58.979	2:24.637	21	2:14.282	2:26.520
26	1:55.688	2:30.527									

Weather / Track : Rain / Wet

Oulton Park International
 Circuit Length = 2.6920 miles
 Start: 18:07 End: 18:29