



# HERITAGE GRAND TOURING CAR CHALLENGE

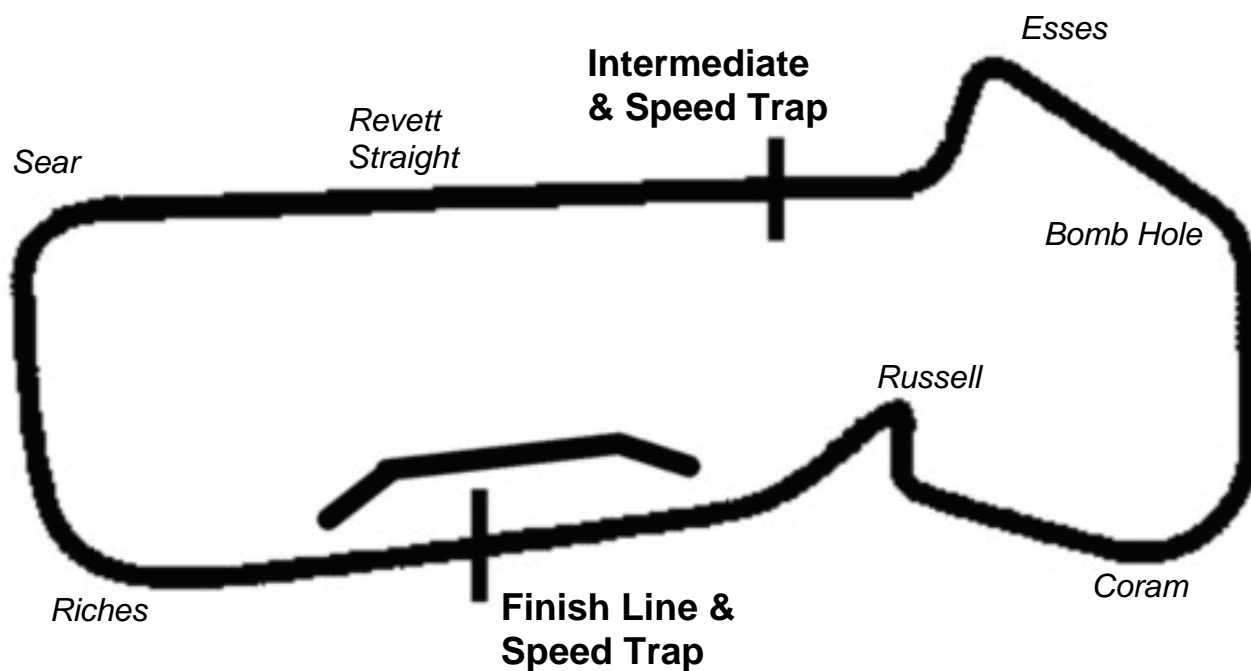
**Snetterton**

**1<sup>st</sup> / 2<sup>nd</sup> August 2009**



**Results Provided by Timing Solutions Ltd**  
[www.tsl-timing.com](http://www.tsl-timing.com)

# SNETTERTON



Circuit Length:	1.952 miles / 3141.4 metres
Intermediate:	1569 metres
Pit In:	2859 metres
Pit Out:	40 metres after Finish Line
Pit In – Pit Out	246 metres, @ 60kph = 14.7 seconds, @ 80kph = 11 seconds

# Heritage Grand Touring Car Challenge

## QUALIFYING - RACE A - CLASSIFICATION

POS	NO	CL	NAME	ENTRY	TIME	ON	LAPS	GAP	DIFF	MPH
1	74	D	A THURTTLE/B THURTTLE	Chevrolet Camaro	1:13.114	4	13			96.11
2	23	D	COCHRANE/FILDES	Sunbeam Tiger	1:13.368	13	14	0.254	0.254	95.77
3	32	D	RONCHETTI/SEAMAN	Talbot Sunbeam Lotus	1:14.732	4	15	1.618	1.364	94.03
4	3	D	SCRAGG/B THURTTLE	Aston Martin V8	1:14.772	4	9	1.658	0.040	93.98
5	69	D	HOLLINS/HORSMAN	Morgan Plus 8	1:15.892	12	14	2.778	1.120	92.59
6	27	D	John WILSON	MG BGT V8	1:16.102	5	5	2.988	0.210	92.33
7	14	D	Zoe NORTH	Sunbeam Tiger	1:17.418	3	13	4.304	1.316	90.76
8	56	E	McCALLUM/BUSSELL	Aston Martin DB5	1:18.944	2	10	5.830	1.526	89.01
9	51	C	S HYDE/J HYDE	Ford Escort Mkl	1:19.378	4	12	6.264	0.434	88.52
10	44	D	SEARLES/JARDINE	Aston Martin DBS V8	1:19.622	8	14	6.508	0.244	88.25
11	41	C	BULL/COYNE	Jaguar E Type	1:19.805	9	14	6.691	0.183	88.05
12	50	I	Harvey DEATH	Mini Cooper S	1:20.457	5	6	7.343	0.652	87.33
13	4	D	John SHOESMITH	Chevrolet Camaro	1:21.173	6	15	8.059	0.716	86.56
14	47	I	COOKE/VERCHUEREN	VW Golf Gti	1:22.305	12	14	9.191	1.132	85.37
15	46	C	David FALKINGHAM	Triumph TR7	1:25.628	13	14	12.514	3.323	82.06
16	71	A	GLOVER/CANN	Ford Escort Mkl	1:27.473	11	12	14.359	1.845	80.33
17	88	C	Robin NORTH	Ford Falcon	1:27.893	4	12	14.779	0.420	79.95
18	52	A	GODBOLD/MATTHEWS	BMW	1:29.439	5	13	16.325	1.546	78.56

Weather / Track : Cloudy / Dry

These results are provisional until the conclusion of any judicial and technical matters.

Snetterton  
Circuit Length = 1.9520 miles  
Start: 14:10 End: 14:31

Clerk of Course :		Timekeeper :
-------------------	--	--------------

# Heritage Grand Touring Car Challenge

## QUALIFYING - RACE A - SECTOR ANALYSIS

<b>3</b>	<b>SCRAGG/B THURTL</b>				D Aston Martin V8						
1-	Out	117.5	42.360	127.8	1:21.210	6-	Out	107.0	42.720	129.1	1:20.181
2-	33.875	118.6	41.307	128.6	1:15.182	7-	34.111	114.3	42.419	129.8	1:16.530
3-	33.784	117.5	41.081	128.3	1:14.865	8-	<b>33.675</b>	115.1	42.317	129.8	1:15.992
4-	33.831	<b>122.0</b>	<b>40.941</b>	127.1	<b>1:14.772</b>	9-	34.426	117.1	42.220	<b>130.1</b>	1:16.646
5-	51.765	100.8	In		3:04.697P						
<b>4</b>	<b>John SHOESMITH</b>				D Chevrolet Camaro						
1-	Out	82.2	49.399	120.9	1:35.903	9-	37.619	106.7	45.045	123.8	1:22.664
2-	42.591	91.9	47.095	121.6	1:29.686	10-	37.290	107.2	45.454	115.9	1:22.744
3-	37.747	100.9	44.490	<b>125.9</b>	1:22.237	11-	37.679	104.7	45.008	123.6	1:22.687
4-	37.840	99.3	44.863	124.5	1:22.703	12-	<b>36.418</b>	109.3	44.760	122.9	1:21.178
5-	37.395	104.2	44.804	122.9	1:22.199	13-	36.545	100.8	44.669	122.5	1:21.214
6-	36.652	104.7	44.521	122.5	<b>1:21.173</b>	14-	36.734	105.7	45.174	119.0	1:21.908
7-	36.584	<b>109.5</b>	45.894	123.6	1:22.478	15-	38.386	103.1	45.594	123.8	1:23.980
8-	36.783	105.4	<b>44.406</b>	124.3	1:21.189						
<b>14</b>	<b>Zoe NORTH</b>				D Sunbeam Tiger						
1-	Out	84.0	48.582	124.5	1:33.596	8-	35.821	103.7	42.627	127.6	1:18.448
2-	40.779	108.2	45.675	127.6	1:26.454	9-	35.662	107.4	42.509	128.1	1:18.171
3-	35.448	112.6	<b>41.970</b>	<b>129.8</b>	<b>1:17.418</b>	10-	35.663	107.4	43.295	127.6	1:18.958
4-	<b>34.592</b>	<b>117.9</b>	43.079	128.6	1:17.671	11-	35.601	110.6	42.809	127.8	1:18.410
5-	34.833	113.7	42.999	129.3	1:17.832	12-	35.256	111.5	42.618	127.6	1:17.874
6-	35.557	108.9	42.882	129.6	1:18.439	13-	35.625	113.9	42.832	126.4	1:18.457
7-	35.571	97.5	43.508	129.1	1:19.079						
<b>23</b>	<b>COCHRANE/FILDES</b>				D Sunbeam Tiger						
1-	Out	73.9	49.751	103.4	1:32.474	8-	33.395	135.3	40.811	138.4	1:14.206
2-	38.122	90.1	44.579	130.3	1:22.701	9-	33.547	128.6	41.011	137.8	1:14.558
3-	36.514	103.6	43.962	129.8	1:20.476	10-	33.133	127.3	<b>40.436</b>	138.1	1:13.569
4-	35.527	92.2	43.796	134.5	1:19.323	11-	33.526	133.7	In		2:38.289P
5-	35.482	99.0	42.401	135.6	1:17.883	12-	Out	126.1	40.555	138.4	1:15.392
6-	35.633	99.7	In		2:14.891P	13-	<b>32.854</b>	135.6	40.514	<b>139.2</b>	<b>1:13.368</b>
7-	Out	<b>142.2</b>	44.990	130.8	1:20.721	14-	33.653	124.0	40.686	136.4	1:14.339
<b>27</b>	<b>John WILSON</b>				D MG BGT V8						
1-	Out	91.9	48.163	120.3	1:31.031	4-	<b>34.711</b>	123.8	42.883	121.1	1:17.594
2-	39.657	104.5	44.216	120.7	1:23.873	5-	34.834	121.8	<b>41.268</b>	<b>121.8</b>	<b>1:16.102</b>
3-	35.265	<b>125.2</b>	41.402	120.9	1:16.667						
<b>32</b>	<b>RONCHETTI/SEAMAN</b>				D Talbot Sunbeam Lotus						
1-	Out	106.7	44.513	117.7	1:25.944	9-	35.638	109.1	42.060	117.9	1:17.698
2-	35.160	120.7	42.099	<b>120.1</b>	1:17.259	10-	34.788	109.5	43.806	118.8	1:18.594
3-	35.102	125.4	40.826	119.2	1:15.928	11-	34.693	116.3	42.156	119.0	1:16.849
4-	<b>34.251</b>	127.3	<b>40.481</b>	118.8	<b>1:14.732</b>	12-	34.486	114.1	43.062	117.3	1:17.548
5-	34.543	<b>128.6</b>	40.962	118.6	1:15.505	13-	34.559	122.2	42.157	117.5	1:16.716
6-	34.980	119.0	In		2:17.313P	14-	34.612	95.2	43.025	116.9	1:17.637
7-	Out	115.1	44.727	116.5	1:23.849	15-	35.283	109.3	42.626	102.0	1:17.909
8-	35.252	113.4	43.063	118.4	1:18.315						
<b>41</b>	<b>BULL/COYNE</b>				C Jaguar E Type						
1-	Out	91.6	48.748	109.1	1:34.019	8-	Out	113.6	44.526	110.6	1:25.685
2-	38.607	99.1	46.407	110.2	1:25.014	9-	<b>36.348</b>	117.9	<b>43.457</b>	110.2	<b>1:19.805</b>
3-	37.623	109.5	45.669	110.6	1:23.292	10-	49.939	110.2	44.638	111.3	1:34.577
4-	37.803	105.2	45.224	111.1	1:23.027	11-	36.763	<b>121.8</b>	44.370	110.9	1:21.133
5-	37.322	113.7	44.835	111.1	1:22.157	12-	36.999	116.3	44.197	<b>111.5</b>	1:21.196
6-	37.455	107.7	45.374	110.2	1:22.829	13-	37.253	98.0	47.783	110.9	1:25.036
7-	37.872	102.5	In		2:45.800P	14-	38.063	100.9	46.324	98.1	1:24.387
<b>44</b>	<b>SEARLES/JARDINE</b>				D Aston Martin DBS V8						
1-	Out	90.1	47.904	117.3	1:35.657	8-	<b>35.672</b>	119.0	43.950	117.7	<b>1:19.622</b>
2-	37.403	104.2	45.972	119.0	1:23.375	9-	39.075	102.0	46.364	118.8	1:25.439
3-	37.140	103.6	46.814	119.4	1:23.954	10-	36.492	<b>124.0</b>	44.712	118.6	1:21.204

Snetterton  
Circuit Length = 1.9520 miles  
Start: 14:10 End: 14:31

Weather / Track : Cloudy / Dry

# Heritage Grand Touring Car Challenge

## QUALIFYING - RACE A - SECTOR ANALYSIS

4-	35.810	107.0	44.254	117.9	1:20.064	11-	35.808	118.6	<b>43.865</b>	119.2	1:19.673
5-	35.690	119.0	43.946	<b>120.3</b>	1:19.636	12-	39.507	94.5	In		2:26.864P
6-	35.746	113.6	43.970	119.6	1:19.716	13-	Out	106.4	46.352	117.3	1:29.655
7-	35.992	105.8	55.683	119.2	1:31.675	14-	37.733	109.7	45.136	118.4	1:22.869
<b>46</b>	<b>David FALKINGHAM</b>					<b>C</b>	<b>Triumph TR7</b>				
1-	Out	84.4	49.710	<b>107.9</b>	1:35.067	8-	39.555	85.1	46.752	105.7	1:26.307
2-	41.085	89.5	47.993	107.4	1:29.078	9-	39.441	89.4	46.890	105.8	1:26.331
3-	39.800	93.3	47.799	103.4	1:27.599	10-	39.769	91.2	47.291	104.5	1:27.060
4-	39.783	93.5	47.267	105.2	1:27.050	11-	39.567	89.0	<b>46.556</b>	106.5	1:26.123
5-	40.373	<b>94.7</b>	46.903	103.9	1:27.276	12-	39.253	86.6	47.182	106.2	1:26.435
6-	39.820	93.5	47.180	104.0	1:27.000	13-	<b>38.983</b>	92.9	46.645	105.7	<b>1:25.628</b>
7-	39.664	92.1	46.783	107.5	1:26.447	14-	40.507	89.4	47.954	89.5	1:28.461
<b>47</b>	<b>COOKE/VERCHUEREN</b>					<b>I</b>	<b>VW Golf Gti</b>				
1-	Out	83.5	52.074	100.2	1:40.363	8-	39.225	105.0	45.449		1:24.674
2-	40.902	98.4	47.689	105.2	1:28.591	9-	37.180	107.5	45.538	<b>110.9</b>	1:22.718
3-	38.682	101.4	47.345	106.9	1:26.027	10-	37.481	111.5	45.300	110.7	1:22.781
4-	40.859	106.4	<b>44.996</b>		1:25.855	11-	37.556	<b>115.9</b>	45.271		1:22.827
5-	37.363	114.1	45.362	104.2	1:22.725	12-	<b>37.168</b>	108.4	45.137	108.8	<b>1:22.305</b>
6-	37.694	104.2	In		2:34.026P	13-	37.458	107.4	46.913	106.9	1:24.371
7-	Out	107.5	47.122	106.9	1:27.495	14-	37.215	108.4	45.196	109.5	1:22.411
<b>50</b>	<b>Harvey DEATH</b>					<b>I</b>	<b>Mini Cooper S</b>				
1-	Out	105.8	48.328	104.7	1:34.032	4-	36.767	112.0	44.148	113.7	1:20.915
2-	38.100	107.7	45.082	113.9	1:23.182	5-	36.667	113.9	43.790	114.3	<b>1:20.457</b>
3-	36.979	115.5	<b>43.729</b>	<b>118.4</b>	1:20.708	6-	<b>36.645</b>	<b>115.7</b>	44.236	116.5	1:20.881
<b>51</b>	<b>S HYDE/J HYDE</b>					<b>C</b>	<b>Ford Escort Mkl</b>				
1-	Out	100.2	46.913	112.8	1:28.598	7-	36.586	105.4	44.568	115.5	1:21.154
2-	38.084	97.8	46.377	114.5	1:24.461	8-	36.843	116.7	43.767	115.9	1:20.610
3-	35.946	109.8	43.533	117.1	1:19.479	9-	36.205	114.7	43.785	117.9	1:19.990
4-	<b>35.928</b>	<b>118.8</b>	<b>43.450</b>	<b>118.1</b>	<b>1:19.378</b>	10-	36.132	114.1	43.940	116.3	1:20.072
5-	35.986	112.0	In		2:45.592P	11-	36.160	117.1	44.661	112.6	1:20.821
6-	Out	105.0	45.547	114.1	1:26.865	12-	36.044	115.5	44.118	116.1	1:20.162
<b>52</b>	<b>GODBOLD/MATTHEWS</b>					<b>A</b>	<b>BMW</b>				
1-	Out	86.6	51.720	92.2	1:39.518	8-	41.597	91.3	48.391	91.7	1:29.988
2-	42.772	97.5	50.227	91.8	1:32.999	9-	42.381	88.2	<b>47.486</b>	88.1	1:29.867
3-	42.268	88.1	49.248	<b>93.7</b>	1:31.516	10-	42.194	89.2	48.976	92.1	1:31.170
4-	41.811	97.0	48.011	<b>93.7</b>	1:29.822	11-	41.444	92.2	48.081	91.4	1:29.525
5-	41.463	<b>99.9</b>	47.976	93.3	<b>1:29.439</b>	12-	41.669	89.5	49.714	91.4	1:31.383
6-	<b>41.243</b>	99.3	In		2:30.739P	13-	41.540	91.7	47.925	92.8	1:29.465
7-	Out	85.5	51.034	89.5	1:38.272						
<b>56</b>	<b>McCALLUM/BUSSELL</b>					<b>E</b>	<b>Aston Martin DB5</b>				
1-	Out	111.1	46.806	117.1	1:29.234	6-	Out	111.5	49.577	115.9	1:35.181
2-	<b>35.572</b>	113.4	43.372	115.1	<b>1:18.944</b>	7-	37.718	108.1	47.528	116.9	1:25.246
3-	35.857	115.3	43.343	115.9	1:19.200	8-	38.966	97.0	47.593	115.7	1:26.559
4-	35.930	116.3	<b>43.282</b>	<b>118.4</b>	1:19.212	9-	37.755	110.2	46.570	116.7	1:24.325
5-	35.603	<b>118.1</b>	In		3:08.761P	10-	37.292	116.5	46.701	115.3	1:23.993
<b>69</b>	<b>HOLLINS/HORSMAN</b>					<b>D</b>	<b>Morgan Plus 8</b>				
1-	Out	94.8	48.104	116.7	1:32.289	8-	34.698	128.3	42.156	118.8	1:16.854
2-	38.054	100.9	46.012	117.7	1:24.066	9-	35.333	130.8	41.789	119.0	1:17.122
3-	36.165	115.7	44.225	118.1	1:20.390	10-	34.782	131.8	42.410	118.1	1:17.192
4-	35.868	119.2	44.610	120.1	1:20.478	11-	34.676	<b>133.7</b>	41.950	119.6	1:16.626
5-	35.918	115.1	44.321	116.9	1:20.239	12-	<b>34.278</b>	130.6	<b>41.614</b>	119.6	<b>1:15.892</b>
6-	36.446	112.6	In		3:00.422P	13-	34.311	132.9	42.039	<b>121.4</b>	1:16.350
7-	Out	115.5	42.651	118.8	1:22.250	14-	34.508	128.8	41.639	119.2	1:16.147
<b>71</b>	<b>GLOVER/CANN</b>					<b>A</b>	<b>Ford Escort Mkl</b>				
1-	Out	81.5	53.697		1:42.915	7-	40.779	102.9	47.388		1:28.167
2-	43.866	84.4	52.230		1:36.096	8-	40.584	99.0	47.460		1:28.044

Snetterton  
Circuit Length = 1.9520 miles  
Start: 14:10 End: 14:31

Weather / Track : Cloudy / Dry

# Heritage Grand Touring Car Challenge

## QUALIFYING - RACE A - SECTOR ANALYSIS

3-	42.851	89.7	50.375		1:33.226	9-	40.639	104.2	47.125		1:27.764
4-	42.912	97.8	50.662		1:33.574	10-	41.519	101.2	47.071		1:28.590
5-	43.565	97.5	In		2:47.421P	11-	<b>40.576</b>	<b>104.4</b>	<b>46.897</b>		<b>1:27.473</b>
6-	Out	95.3	48.072		1:33.923	12-	40.691	98.3	47.055		1:27.746
<b>74</b>	<b>A THURTTLE/B THURTTLE</b>					<b>D</b>	<b>Chevrolet Camaro</b>				
1-	Out	114.9	41.534	133.4	1:18.821	8-	34.809	114.7	In		2:44.214P
2-	33.075	128.1	41.102	<b>134.2</b>	1:14.177	9-	Out	101.7	44.999	127.3	1:25.431
3-	32.850	<b>131.1</b>	40.388	<b>134.2</b>	1:13.238	10-	36.163	103.7	44.845	124.3	1:21.008
4-	<b>32.790</b>	123.4	<b>40.324</b>	133.4	<b>1:13.114</b>	11-	37.215	102.6	44.182	126.6	1:21.397
5-	34.433	121.1	In		3:15.160P	12-	36.004	97.4	44.254	128.6	1:20.258
6-	Out	110.2	43.060	130.1	1:20.305	13-	35.055	111.1	43.573	126.9	1:18.628
7-	34.774	119.2	42.677	130.8	1:17.451						
<b>88</b>	<b>Robin NORTH</b>					<b>C</b>	<b>Ford Falcon</b>				
1-	Out	88.3	50.563	107.4	1:37.850	7-	39.709	106.5	48.624	105.7	1:28.333
2-	46.404	90.0	49.365	109.1	1:35.769	8-	41.193	102.3	48.063	105.0	1:29.256
3-	<b>39.484</b>	97.1	48.777	<b>110.4</b>	1:28.261	9-	39.990	94.5	48.613	105.2	1:28.603
4-	39.855	104.2	<b>48.038</b>	106.0	<b>1:27.893</b>	10-	39.796	<b>108.6</b>	48.633	104.9	1:28.429
5-	39.729	105.0	49.877	106.9	1:29.606	11-	40.037	102.0	49.594	104.7	1:29.631
6-	39.728	102.5	48.234	106.9	1:27.962	12-	41.027	101.1	49.498	107.2	1:30.525

# Heritage Grand Touring Car Challenge

## QUALIFYING - RACE A - SPEED TRAPS

SECTOR 1				SECTOR 2			FINISH LINE			
POS	NO	NAME	MPH	NO	NAME	MPH	NO	NAME	MPH	
1	23	COCHRANE/FILDES	142.2				23	COCHRANE/FILDES	139.2	
2	69	HOLLINS/HORSMAN	133.7				74	A THURTLER/B THURTLER	134.2	
3	74	A THURTLER/B THURTLER	131.1				3	SCRAGG/B THURTLER	130.1	
4	32	RONCHETTI/SEAMAN	128.6				14	Zoe NORTH	129.8	
5	27	John WILSON	125.2				4	John SHOESMITH	125.9	
6	44	SEARLES/JARDINE	124.0				27	John WILSON	121.8	
7	3	SCRAGG/B THURTLER	122.0				69	HOLLINS/HORSMAN	121.4	
8	41	BULL/COYNE	121.8				44	SEARLES/JARDINE	120.3	
9	51	S HYDE/J HYDE	118.8				32	RONCHETTI/SEAMAN	120.1	
10	56	McCALLUM/BUSSELL	118.1				50	Harvey DEATH	118.4	
11	14	Zoe NORTH	117.9				56	McCALLUM/BUSSELL	118.4	
12	47	COOKE/VERCHUEREN	115.9				51	S HYDE/J HYDE	118.1	
13	50	Harvey DEATH	115.7				41	BULL/COYNE	111.5	
14	4	John SHOESMITH	109.5				47	COOKE/VERCHUEREN	110.9	
15	88	Robin NORTH	108.6				88	Robin NORTH	110.4	
16	71	GLOVER/CANN	104.4				46	David FALKINGHAM	107.9	
17	52	GODBOLD/MATTHEWS	99.9				52	GODBOLD/MATTHEWS	93.7	
18	46	David FALKINGHAM	94.7							

Weather / Track : Cloudy / Dry

www.tsl-timing.com

Snetterton  
Circuit Length = 1.9520 miles  
Start: 14:10 End: 14:31

Printed - 14.32 Saturday, 01 August 2009

# Heritage Grand Touring Car Challenge

## QUALIFYING - RACE A - BEST SECTORS

SECTOR 1			SECTOR 2			IDEAL / BEST COMPARISON						
POS	NO	NAME	TIME	NO	NAME	TIME	POS	NO	NAME	IDEAL	BEST	DIFF
1	74	A THURTLER/B THURTLER	32.790	74	A THURTLER/B THURTLER	40.324	1	74	A THURTLER/B THURTLER	1:13.114	1:13.114	0.000
2	23	COCHRANE/FILDES	32.854	23	COCHRANE/FILDES	40.436	2	23	COCHRANE/FILDES	1:13.290	1:13.368	0.078
3	3	SCRAGG/B THURTLER	33.675	32	RONCHETTI/SEAMAN	40.481	3	3	SCRAGG/B THURTLER	1:14.616	1:14.772	0.156
4	32	RONCHETTI/SEAMAN	34.251	3	SCRAGG/B THURTLER	40.941	4	32	RONCHETTI/SEAMAN	1:14.732	1:14.732	0.000
5	69	HOLLINS/HORSMAN	34.278	27	WILSON	41.268	5	69	HOLLINS/HORSMAN	1:15.892	1:15.892	0.000
6	14	NORTH	34.592	69	HOLLINS/HORSMAN	41.614	6	27	WILSON	1:15.979	1:16.102	0.123
7	27	WILSON	34.711	14	NORTH	41.970	7	14	NORTH	1:16.562	1:17.418	0.856
8	56	McCALLUM/BUSSELL	35.572	56	McCALLUM/BUSSELL	43.282	8	56	McCALLUM/BUSSELL	1:18.854	1:18.944	0.090
9	44	SEARLES/JARDINE	35.672	51	S HYDE/J HYDE	43.450	9	51	S HYDE/J HYDE	1:19.378	1:19.378	0.000
10	51	S HYDE/J HYDE	35.928	41	BULL/COYNE	43.457	10	44	SEARLES/JARDINE	1:19.537	1:19.622	0.085
11	41	BULL/COYNE	36.348	50	DEATH	43.729	11	41	BULL/COYNE	1:19.805	1:19.805	0.000
12	4	SHOESMITH	36.418	44	SEARLES/JARDINE	43.865	12	50	DEATH	1:20.374	1:20.457	0.083
13	50	DEATH	36.645	4	SHOESMITH	44.406	13	4	SHOESMITH	1:20.824	1:21.173	0.349
14	47	COOKE/VERCHUEREN	37.168	47	COOKE/VERCHUEREN	44.996	14	47	COOKE/VERCHUEREN	1:22.164	1:22.305	0.141
15	46	FALKINGHAM	38.983	46	FALKINGHAM	46.556	15	46	FALKINGHAM	1:25.539	1:25.628	0.089
16	88	NORTH	39.484	71	GLOVER/CANN	46.897	16	71	GLOVER/CANN	1:27.473	1:27.473	0.000
17	71	GLOVER/CANN	40.576	52	GODBOLD/MATTHEWS	47.486	17	88	NORTH	1:27.522	1:27.893	0.371
18	52	GODBOLD/MATTHEWS	41.243	88	NORTH	48.038	18	52	GODBOLD/MATTHEWS	1:28.729	1:29.439	0.710
<b>Perfect lap</b>										<b>1:13.114</b>		

Weather / Track : Cloudy / Dry


www.tsl-timing.com

Snetterton  
Circuit Length = 1.9520 miles  
Start: 14:10 End: 14:31

Printed - 14.32 Saturday, 01 August 2009

# Heritage Grand Touring Car Challenge

## RACE A - GRID

ROW 9	1:27.893 88 Robin NORTH	1:29.439 52 GODBOLD/MATTHEWS
ROW 8	1:25.628 46 David FALKINGHAM	1:27.473 71 GLOVER/CANN
ROW 7	1:21.173 4 John SHOESMITH	1:22.305 47 COOKE/VERCHUEREN
ROW 6	1:19.805 41 BULL/COYNE	1:20.457 50 Harvey DEATH
ROW 5	1:19.378 51 S HYDE/J HYDE	1:19.622 44 SEARLES/JARDINE
ROW 4	1:17.418 14 Zoe NORTH	1:18.944 56 McCALLUM/BUSSELL
ROW 3	1:15.892 69 HOLLINS/HORSMAN	1:16.102 27 John WILSON
ROW 2	1:14.732 32 RONCHETTI/SEAMAN	1:14.772 3 Chris SCRAGG
ROW 1	1:13.114 74 A THURTLER/B THURTLER	1:13.368 23 COCHRANE/FILDES
<b>Pole</b>		
		

Snetterton  
Circuit Length = 1.9520 miles

**These results are provisional until the conclusion of any judicial and technical matters.**

Clerk of Course :		Timekeeper :
-------------------	--	--------------

# Heritage Grand Touring Car Challenge

## RACE A - CLASSIFICATION

POS	NO	CL	NAME	ENTRY	LAPS	TIME	GAP	DIFF	MPH	BEST	ON
1	74	D	<b>A THURTLER/B THURTLER</b>	Chevrolet Camaro	24	31:07.960			90.28	1:14.634	12
2	3	D	<b>Chris SCRAGG</b>	Aston Martin V8	24	31:38.230	<b>30.270</b>	30.270	88.84	1:15.373	17
3	69	D	<b>HOLLINS/HORSMAN</b>	Morgan Plus 8	23	31:27.128	<b>1 lap</b>	1 lap	85.64	1:15.318	16
4	56	E	<b>McCALLUM/BUSSELL</b>	Aston Martin DB5	23	31:57.343	<b>1 lap</b>	30.215	84.29	1:19.577	17
5	44	D	<b>SEARLES/JARDINE</b>	Aston Martin DBS V8	23	31:59.568	<b>1 lap</b>	2.225	84.19	1:19.160	20
6	41	C	<b>BULL/COYNE</b>	Jaguar E Type	22	31:21.018	<b>2 laps</b>	1 lap	82.18	1:20.131	14
7	47	I	<b>COOKE/VERCHUEREN</b>	VW Golf Gti	22	31:50.304	<b>2 laps</b>	29.286	80.92	1:21.693	21
8	4	D	<b>John SHOESMITH</b>	Chevrolet Camaro	22	32:10.769	<b>2 laps</b>	20.465	80.06	1:20.585	8
9	46	C	<b>David FALKINGHAM</b>	Triumph TR7	21	31:26.363	<b>3 laps</b>	1 lap	78.22	1:23.897	11
10	88	C	<b>Robin NORTH</b>	Ford Falcon	21	31:37.922	<b>3 laps</b>	11.559	77.75	1:24.141	17
11	50	I	<b>Harvey DEATH</b>	Mini Cooper S	21	31:59.700	<b>3 laps</b>	21.778	76.87	1:18.989	18
12	71	A	<b>GLOVER/CANN</b>	Ford Escort MkI	21	32:01.226	<b>3 laps</b>	1.526	76.80	1:25.639	8
13	52	A	<b>GODBOLD/MATTHEWS</b>	BMW	21	32:07.712	<b>3 laps</b>	6.486	76.55	1:26.660	21
NOT CLASSIFIED											
DNF	23	D	<b>COCHRANE/FILDES</b>	Sunbeam Tiger	15	21:27.446	<b>9 laps</b>	6 laps	81.87	1:13.051	15
DNF	51	C	<b>S HYDE/J HYDE</b>	Ford Escort MkI	12	17:13.041	<b>12 laps</b>	3 laps	81.62	1:18.950	6
DNF	32	D	<b>RONCHETTI/SEAMAN</b>	Talbot Sunbeam Lotus	5	14:26.417	<b>19 laps</b>	7 laps	40.55	1:16.266	3
DNF	27	D	<b>John WILSON</b>	MG BGT V8	0						
FASTEST LAP											
	23	D	<b>COCHRANE/FILDES</b>	Sunbeam Tiger	15	1:13.051		96.19 mph		154.81 kph	
	51	C	<b>S HYDE/J HYDE</b>	Ford Escort MkI	6	1:18.950		89.00 mph		143.24 kph	
	50	I	<b>Harvey DEATH</b>	Mini Cooper S	18	1:18.989		88.96 mph		143.17 kph	
	56	E	<b>McCALLUM/BUSSELL</b>	Aston Martin DB5	17	1:19.577		88.30 mph		142.11 kph	
	71	A	<b>GLOVER/CANN</b>	Ford Escort MkI	8	1:25.639		82.05 mph		132.05 kph	

Weather / Track : Cloudy / Dry

These results are provisional until the conclusion of any judicial and technical matters.

Snetterton  
Circuit Length = 1.9520 miles  
Start: 17:47 End: 18:19

Clerk of Course :	Timekeeper :
-------------------	--------------

# Heritage Grand Touring Car Challenge

## RACE A - SECTOR ANALYSIS

<b>3</b>	<b>Chris SCRAGG</b>										<b>D</b>	<b>Aston Martin V8</b>		
1-		102.5		43.240	128.3	1:22.157	13-	34.174	119.2	41.893	127.6	1:16.067		
2-	34.249	103.1		42.395	<b>128.8</b>	1:16.644	14-	34.437	115.7	In		2:12.642P		
3-	34.353	108.1		42.378	128.1	1:16.731	15-	Out	117.1	41.414	127.1	1:18.017		
4-	34.120	110.9		41.914	<b>128.8</b>	1:16.034	16-	34.064	120.1	43.303	128.3	1:17.367		
5-	34.621	104.9		42.449	128.3	1:17.070	17-	34.187	119.6	41.186	128.1	<b>1:15.373</b>		
6-	34.442	104.4		42.636	128.3	1:17.078	18-	34.066	116.1	42.788	126.1	1:16.854		
7-	<b>33.737</b>	108.9		42.344	127.8	1:16.081	19-	34.189	117.1	41.697	126.9	1:15.886		
8-	34.101	109.7		42.446	127.8	1:16.547	20-	34.458	<b>120.9</b>	41.584	127.3	1:16.042		
9-	33.939	116.1		41.708	127.8	1:15.647	21-	34.681	112.6	41.870	127.6	1:16.551		
10-	34.321	118.8		<b>41.171</b>	127.6	1:15.492	22-	34.561	117.9	42.620	126.6	1:17.181		
11-	34.083	108.1		41.826	127.6	1:15.909	23-	34.665	115.3	42.566	126.9	1:17.231		
12-	35.129	113.4		41.599	128.6	1:16.728	24-	34.501	114.5	42.400	126.4	1:16.901		
<b>4</b>	<b>John SHOESMITH</b>										<b>D</b>	<b>Chevrolet Camaro</b>		
1-		102.6		46.081	125.9	1:29.952	12-	38.263	109.1	45.638	120.3	1:23.901		
2-	36.741	107.0		44.694	119.6	1:21.435	13-	37.827	108.9	45.538	119.0	1:23.365		
3-	36.875	112.4		45.749	<b>126.6</b>	1:22.624	14-	36.704	111.1	45.394	120.7	1:22.098		
4-	37.044	101.4		44.715	123.6	1:21.759	15-	37.085	105.5	46.338	123.1	1:23.423		
5-	36.664	106.0		45.173	122.2	1:21.837	16-	36.469	106.2	45.968	121.6	1:22.437		
6-	36.559	106.7		45.180	120.5	1:21.739	17-	36.769	100.5	45.315	122.9	1:22.084		
7-	36.555	108.8		45.141	121.8	1:21.696	18-	36.891	111.3	44.826	122.5	1:21.717		
8-	36.286	109.1		<b>44.299</b>	124.7	<b>1:20.585</b>	19-	36.520	108.4	45.084	123.1	1:21.604		
9-	<b>36.067</b>	113.9		In		3:11.478P	20-	36.402	<b>114.9</b>	44.735	122.0	1:21.137		
10-	Out	95.3		46.087	115.7	1:27.846	21-	36.564	110.9	45.159	121.1	1:21.723		
11-	37.780	107.9		45.662	117.3	1:23.442	22-	37.310	106.9	45.577	119.6	1:22.887		
<b>23</b>	<b>COCHRANE/FILDES</b>										<b>D</b>	<b>Sunbeam Tiger</b>		
1-		94.0		42.814	134.8	1:21.198	9-	Out	<b>129.3</b>	40.235	138.4	1:16.966		
2-	34.508	94.9		42.569	134.2	1:17.077	10-	33.319	125.2	39.928	138.4	1:13.247		
3-	34.534	106.9		41.779	134.8	1:16.313	11-	52.479	119.4	40.332	138.7	1:32.811		
4-	34.680	105.5		41.583	131.8	1:16.263	12-	33.278	123.8	<b>39.837</b>		1:13.115		
5-	35.142	101.7		41.872	134.8	1:17.014	13-	33.282	125.4	40.092	137.0	1:13.374		
6-	34.784	98.8		42.328	134.2	1:17.112	14-	32.778	121.6	40.495	<b>138.9</b>	1:13.273		
7-	34.577	96.4		42.923	133.7	1:17.500	15-	<b>32.769</b>	125.4	40.282	138.1	<b>1:13.051</b>		
8-	34.374	100.9		In		2:07.214P								
<b>32</b>	<b>RONCHETTI/SEAMAN</b>										<b>D</b>	<b>Talbot Sunbeam Lotus</b>		
1-		109.8		41.892	117.5	1:20.375	4-	35.119	<b>120.5</b>	41.925	117.1	1:17.044		
2-	35.072	119.2		41.438	<b>118.1</b>	1:16.510	5-	35.193	119.8	41.783	117.1	1:16.976		
3-	<b>34.880</b>	117.9		<b>41.386</b>	117.3	<b>1:16.266</b>								
<b>41</b>	<b>BULL/COYNE</b>										<b>C</b>	<b>Jaguar E Type</b>		
1-		109.3		45.977	110.4	1:29.025	12-	Out	114.3	43.931	110.4	1:23.778		
2-	37.732	108.9		45.912	110.6	1:23.644	13-	36.635	<b>122.7</b>	43.606	<b>110.9</b>	1:20.241		
3-	37.552	107.2		45.742	110.6	1:23.294	14-	<b>36.548</b>	122.5	<b>43.583</b>	110.6	<b>1:20.131</b>		
4-	37.183	111.1		45.366	110.7	1:22.549	15-	36.720	118.4	43.917	110.4	1:20.637		
5-	37.290	113.2		45.386	110.0	1:22.676	16-	36.583	119.2	44.595	109.7	1:21.178		
6-	37.219	108.8		44.963	110.6	1:22.182	17-	37.110	115.7	44.314	109.7	1:21.424		
7-	37.472	110.2		45.678	110.4	1:23.150	18-	37.339	111.8	44.231	110.7	1:21.570		
8-	37.986	113.0		45.136	109.1	1:23.122	19-	37.421	109.8	44.070	110.2	1:21.491		
9-	37.429	113.0		45.261	109.3	1:22.690	20-	37.155	112.0	44.296	110.7	1:21.451		
10-	37.608	109.1		45.141	109.8	1:22.749	21-	37.196	113.7	43.899	<b>110.9</b>	1:21.095		
11-	37.746	106.5		In		2:31.556P	22-	36.883	112.2	44.502	110.6	1:21.385		
<b>44</b>	<b>SEARLES/JARDINE</b>										<b>D</b>	<b>Aston Martin DBS V8</b>		
1-		101.8		45.074	119.6	1:26.289	13-	35.916	110.9	44.397	117.7	1:20.313		
2-	35.877	115.9		44.578	119.2	1:20.455	14-	37.264	114.9	45.531	120.7	1:22.795		
3-	36.209	117.5		46.663	106.4	1:22.872	15-	37.626	112.8	44.143	120.3	1:21.769		
4-	37.115	116.1		45.066	117.1	1:22.181	16-	35.765	116.7	43.577	120.5	1:19.342		
5-	36.933	112.0		44.503	117.3	1:21.436	17-	35.900	110.4	44.063	121.1	1:19.963		
6-	35.804	116.1		44.156	117.7	1:19.960	18-	36.071	107.9	43.654	119.4	1:19.725		
7-	35.915	109.8		44.570	117.7	1:20.485	19-	36.188	119.0	44.039	119.2	1:20.227		
8-	36.567	114.5		44.593	117.7	1:21.160	20-	35.659	115.5	<b>43.501</b>	121.1	<b>1:19.160</b>		

Snetterton  
Circuit Length = 1.9520 miles  
Start: 17:47 End: 18:19

Weather / Track : Cloudy / Dry

# Heritage Grand Touring Car Challenge

## RACE A - SECTOR ANALYSIS

9 -	36.903	102.1	In		2:15.462P	21 -	35.742	116.9	43.930	120.7	1:19.672
10 -	Out	111.3	44.714	117.5	1:24.901	22 -	35.663	117.9	43.987	<b>121.4</b>	1:19.650
11 -	37.002	108.4	43.940	119.4	1:20.942	23 -	<b>35.567</b>	<b>119.6</b>	45.294	119.2	1:20.861
12 -	35.837	114.3	44.111	118.8	1:19.948						
<b>46</b>	<b>David FALKINGHAM</b>					<b>C</b>	<b>Triumph TR7</b>				
1 -		95.2	47.998	106.7	1:36.476	12 -	38.742	99.7	46.570	109.7	1:25.312
2 -	39.580	90.6	46.027	108.2	1:25.607	13 -	<b>38.495</b>	<b>100.6</b>	46.079	106.0	1:24.574
3 -	39.309	87.6	46.769	107.5	1:26.078	14 -	40.830	89.6	47.670	<b>110.4</b>	1:28.500
4 -	39.934	92.2	46.629	106.2	1:26.563	15 -	38.809	98.3	45.403	106.5	1:24.212
5 -	39.499	92.3	46.851	106.0	1:26.350	16 -	38.597	94.1	45.572	105.4	1:24.169
6 -	39.752	94.1	46.917	105.4	1:26.669	17 -	39.162	97.3	45.413	106.4	1:24.575
7 -	40.422	94.8	46.089	105.7	1:26.511	18 -	38.964	93.1	45.767	108.8	1:24.731
8 -	38.989	95.7	46.366	104.9	1:25.355	19 -	38.981	96.3	45.948	105.7	1:24.929
9 -	41.070	96.1	In		2:37.394P	20 -	39.777	91.6	46.517	103.4	1:26.294
10 -	Out	89.7	46.089	105.0	1:27.812	21 -	40.931	92.1	49.424	91.9	1:30.355
11 -	38.714	95.2	<b>45.183</b>	107.0	<b>1:23.897</b>						
<b>47</b>	<b>COOKE/VERCHUEREN</b>					<b>I</b>	<b>VW Golf Gti</b>				
1 -		104.2	47.107	110.7	1:31.188	12 -	Out	102.0	46.343		1:29.024
2 -	<b>36.836</b>	106.7	45.206	110.6	1:22.042	13 -	37.673	107.5	47.245	105.8	1:24.918
3 -	37.237	107.9	46.074	110.2	1:23.311	14 -	38.094	109.1	46.161	106.9	1:24.255
4 -	36.976	107.2	45.733	<b>112.2</b>	1:22.709	15 -	37.852	107.4	45.610	107.7	1:23.462
5 -	37.081	109.1	45.391	110.7	1:22.472	16 -	38.258	112.6	45.047	106.7	1:23.305
6 -	37.193	110.0	45.193		1:22.386	17 -	37.489	113.4	45.088	107.5	1:22.577
7 -	37.138	114.3	45.667	111.3	1:22.805	18 -	37.331	113.9	44.633	106.4	1:21.964
8 -	38.101	110.7	45.342		1:23.443	19 -	38.112	<b>121.4</b>	45.038	107.0	1:23.150
9 -	37.486	109.1	45.032	108.9	1:22.518	20 -	37.387	110.0	44.757		1:22.144
10 -	37.528	106.4	45.554	108.6	1:23.082	21 -	37.105	120.3	44.588	108.6	<b>1:21.693</b>
11 -	37.080	105.8	In		2:36.152P	22 -	37.194	120.3	<b>44.510</b>	107.5	1:21.704
<b>50</b>	<b>Harvey DEATH</b>					<b>I</b>	<b>Mini Cooper S</b>				
1 -		114.9	45.508	117.3	1:29.104	12 -	37.441	93.3	49.134	85.9	1:26.575
2 -	36.622	115.5	45.414	114.5	1:22.036	13 -	42.407	95.9	45.559	105.0	1:27.966
3 -	37.435	104.0	46.414	114.3	1:23.849	14 -	39.120	109.3	44.013	100.9	1:23.133
4 -	37.726	113.9	45.168	113.4	1:22.894	15 -	39.094	112.0	43.575	107.9	1:22.669
5 -	37.666	113.6	44.729	113.6	1:22.395	16 -	39.400	98.1	43.485	109.1	1:22.885
6 -	37.625	113.7	44.808	115.5	1:22.433	17 -	37.198	117.7	<b>42.300</b>	109.8	1:19.498
7 -	37.813	115.9	44.015	117.1	1:21.828	18 -	36.055	121.6	42.934	111.8	<b>1:18.989</b>
8 -	36.303	124.5	43.973	116.3	1:20.276	19 -	36.899	122.2	44.139	114.3	1:21.038
9 -	36.543	120.1	44.377	113.7	1:20.920	20 -	<b>35.777</b>	<b>124.7</b>	43.641	112.6	1:19.418
10 -	36.540	116.3	In		4:26.372P	21 -	36.856	121.8	45.754	<b>117.7</b>	1:22.610
11 -	Out	112.4	42.570	111.3	1:22.812						
<b>51</b>	<b>S HYDE/J HYDE</b>					<b>C</b>	<b>Ford Escort Mkl</b>				
1 -		100.8	44.889	118.4	1:26.530	7 -	36.075	116.7	43.424	117.5	1:19.499
2 -	36.306	109.5	44.129	119.4	1:20.435	8 -	35.977	116.9	43.599	118.1	1:19.576
3 -	36.366	112.4	44.121	116.5	1:20.487	9 -	36.073	<b>120.3</b>	43.895	117.5	1:19.968
4 -	36.099	112.6	44.019	116.7	1:20.118	10 -	36.052	110.4	43.853	117.3	1:19.905
5 -	35.903	<b>120.3</b>	<b>43.226</b>	117.9	1:19.129	11 -	35.791	118.6	In		2:23.995P
6 -	<b>35.635</b>	117.3	43.315	<b>120.3</b>	<b>1:18.950</b>	12 -	Out	113.0	45.109	116.7	1:24.449
<b>52</b>	<b>GODBOLD/MATTHEWS</b>					<b>A</b>	<b>BMW</b>				
1 -		94.4	47.614	93.7	1:39.367	12 -	41.542	98.0	47.709	92.7	1:29.251
2 -	41.239	93.3	47.454	94.0	1:28.693	13 -	41.059	97.8	47.444	92.7	1:28.503
3 -	41.216	93.1	47.293	93.7	1:28.509	14 -	40.740	101.4	46.578	93.1	1:27.318
4 -	40.972	95.5	47.359	93.2	1:28.331	15 -	40.593	106.7	46.429	92.8	1:27.022
5 -	41.120	97.4	47.755	93.1	1:28.875	16 -	40.532	102.8	46.542	93.2	1:27.074
6 -	40.820	96.8	47.735	92.9	1:28.555	17 -	40.568	101.8	46.530	93.1	1:27.098
7 -	40.995	95.7	47.631	93.2	1:28.626	18 -	40.607	104.7	<b>46.136</b>	94.1	1:26.743
8 -	41.355	92.7	47.805	93.5	1:29.160	19 -	<b>40.262</b>	106.5	46.452	93.2	1:26.714
9 -	41.092	98.1	47.360	93.5	1:28.452	20 -	40.395	101.2	47.346	<b>94.8</b>	1:27.741
10 -	41.251	99.6	In		2:27.061P	21 -	40.403	<b>106.9</b>	46.257	93.5	<b>1:26.660</b>
11 -	Out	93.2	50.299	92.4	1:37.959						

Snetterton  
Circuit Length = 1.9520 miles  
Start: 17:47 End: 18:19

Weather / Track : Cloudy / Dry

# Heritage Grand Touring Car Challenge

## RACE A - SECTOR ANALYSIS

<b>56</b>	<b>McCALLUM/BUSSELL</b>				<b>E Aston Martin DB5</b>						
1-		109.8	46.175	117.5	1:28.086	13-	35.959	120.3	43.833	119.2	1:19.792
2-	37.073	118.8	45.602	117.1	1:22.675	14-	36.091	120.9	44.610	119.0	1:20.701
3-	36.859	113.0	46.175	115.3	1:23.034	15-	35.759	122.7	43.946	117.5	1:19.705
4-	38.087	109.1	45.242	117.3	1:23.329	16-	36.181	<b>123.1</b>	43.546	119.8	1:19.727
5-	37.296	114.5	45.156	118.1	1:22.452	17-	35.817	121.4	43.760	118.1	<b>1:19.577</b>
6-	37.362	114.3	45.382	115.3	1:22.744	18-	36.166	121.6	<b>43.432</b>	119.2	1:19.598
7-	37.190	118.4	46.240	116.1	1:23.430	19-	35.843	119.2	43.861	118.1	1:19.704
8-	37.686	113.0	In		2:08.139P	20-	35.782	118.6	44.211	<b>120.5</b>	1:19.993
9-	Out	111.7	44.699	115.9	1:23.321	21-	36.034	122.0	44.234	119.0	1:20.268
10-	36.034	117.3	44.068	118.1	1:20.102	22-	35.742	119.4	44.455	<b>120.5</b>	1:20.197
11-	<b>35.656</b>	116.7	44.065	119.0	1:19.721	23-	35.976	117.7	44.033	119.6	1:20.009
12-	36.559	109.1	44.480	119.2	1:21.039						
<b>69</b>	<b>HOLLINS/HORSMAN</b>				<b>D Morgan Plus 8</b>						
1-		107.7	44.826	119.2	1:25.448	13-	34.823	132.9	41.669	119.6	1:16.492
2-	36.236	116.9	43.848	119.0	1:20.084	14-	34.567	131.8	41.326	<b>121.8</b>	1:15.893
3-	35.787	116.5	44.023	115.3	1:19.810	15-	36.164	120.3	42.211	121.1	1:18.375
4-	35.898	122.5	43.846	115.7	1:19.744	16-	<b>34.358</b>	133.4	<b>40.960</b>	120.1	<b>1:15.318</b>
5-	36.329	111.7	44.271	115.9	1:20.600	17-	34.482	131.6	41.818	118.8	1:16.300
6-	35.600	121.6	44.197	117.5	1:19.797	18-	34.713	130.6	41.773	119.4	1:16.486
7-	36.379	114.1	44.531	120.5	1:20.910	19-	34.614	130.6	41.239	120.7	1:15.853
8-	35.815	114.1	44.070	120.1	1:19.885	20-	34.778	135.8	41.609	119.6	1:16.387
9-	35.862	117.5	In		2:47.083P	21-	34.786	133.2	41.651	118.4	1:16.437
10-	Out	133.2	42.323	119.6	1:20.970	22-	34.560	<b>136.4</b>	41.450	121.1	1:16.010
11-	34.680	132.9	42.020	119.8	1:16.700	23-	34.708	128.8	41.184	115.5	1:15.892
12-	34.803	127.1	41.851	119.6	1:16.654						
<b>71</b>	<b>GLOVER/CANN</b>				<b>A Ford Escort Mkl</b>						
1-		98.8	48.219		1:36.981	12-	40.606	108.6	45.950		1:26.556
2-	40.899	102.8	48.373		1:29.272	13-	<b>40.070</b>	107.0	In		2:15.257P
3-	40.730	102.3	47.458		1:28.188	14-	Out	91.8	50.771		1:35.395
4-	40.347	103.2	46.372		1:26.719	15-	41.767	93.2	48.149		1:29.916
5-	40.581	101.5	46.498		1:27.079	16-	41.017		48.710		1:29.727
6-	40.626	101.4	45.927		1:26.553	17-	41.772	94.1	48.684		1:30.456
7-	40.361		47.643		1:28.004	18-	41.027	98.8	48.450		1:29.477
8-	40.154	105.0	<b>45.485</b>		<b>1:25.639</b>	19-	42.586	95.5	49.040		1:31.626
9-	40.105	105.0	46.216		1:26.321	20-	41.867	96.0	49.433		1:31.300
10-	40.494	108.6	46.253		1:26.747	21-	42.392		50.833		1:33.225
11-	40.508	<b>109.7</b>	46.280		1:26.788						
<b>74</b>	<b>A THURTLER/B THURTLER</b>				<b>D Chevrolet Camaro</b>						
1-		129.6	41.559	132.4	1:18.181	13-	33.905	118.8	41.975	132.9	1:15.880
2-	34.129	122.9	41.506	131.6	1:15.635	14-	33.958	115.5	41.949	132.6	1:15.907
3-	33.873	117.9	41.225	132.4	1:15.098	15-	33.728	116.3	41.103	132.1	1:14.831
4-	33.743	<b>131.3</b>	40.976	132.4	1:14.719	16-	33.802	115.1	41.276	132.4	1:15.078
5-	33.696	127.6	41.413	131.8	1:15.109	17-	33.967	120.5	41.335	132.6	1:15.302
6-	33.655	130.8	41.376	132.9	1:15.031	18-	34.068	113.6	41.389	132.4	1:15.457
7-	<b>33.645</b>	116.3	41.845	131.8	1:15.490	19-	33.975	116.7	41.679	132.4	1:15.654
8-	34.880	128.8	41.676	128.6	1:16.556	20-	33.973	114.5	41.672	131.8	1:15.645
9-	33.884	126.6	In		2:05.927P	21-	34.222	114.3	41.980	132.4	1:16.202
10-	Out	111.1	41.348	131.8	1:18.361	22-	33.996	118.1	41.969	132.6	1:15.965
11-	34.122	117.5	<b>40.903</b>	<b>133.2</b>	1:15.025	23-	33.819	116.7	41.924	131.8	1:15.743
12-	33.731	120.3	40.903	132.6	<b>1:14.634</b>	24-	34.149	118.8	42.381	128.6	1:16.530
<b>88</b>	<b>Robin NORTH</b>				<b>C Ford Falcon</b>						
1-		109.1	47.532	107.7	1:35.073	12-	Out	110.6	49.670	104.5	1:33.558
2-	38.511	101.4	46.602	108.1	1:25.113	13-	40.708	110.9	47.924	106.7	1:28.632
3-	38.529	109.5	46.382	107.5	1:24.911	14-	39.409	109.8	46.736	108.4	1:26.145
4-	38.054	106.4	46.229	108.6	1:24.283	15-	37.973	114.5	47.027	111.7	1:25.000
5-	38.167	112.0	<b>46.051</b>	108.4	1:24.218	16-	38.313	107.7	46.656	109.8	1:24.969
6-	40.274	109.3	46.474	107.7	1:26.748	17-	<b>37.766</b>	114.3	46.375	108.6	<b>1:24.141</b>
7-	38.512	113.4	46.273	111.3	1:24.785	18-	38.401	113.2	46.392	108.9	1:24.793
8-	38.966	110.2	46.535	111.1	1:25.501	19-	38.178	<b>120.3</b>	55.723	106.9	1:33.901

Snetterton  
Circuit Length = 1.9520 miles  
Start: 17:47 End: 18:19

Weather / Track : Cloudy / Dry

# Heritage Grand Touring Car Challenge

## RACE A - SECTOR ANALYSIS

9 -	38.676	112.0	47.109	105.7	1:25.785	20 -	38.331	105.2	49.593	103.1	1:27.924
10 -	38.353	116.9	48.385	108.4	1:26.738	21 -	39.572	111.3	47.429	111.3	1:27.001
11 -	38.355	112.6	In		2:38.703P						

# Heritage Grand Touring Car Challenge

## RACE A - SPEED TRAPS

SECTOR 1				SECTOR 2			FINISH LINE			
POS	NO	NAME	MPH	NO	NAME	MPH	NO	NAME	MPH	
1	69	HOLLINS/HORSMAN	136.4				23	COCHRANE/FILDES	138.9	
2	74	A THURTLER/B THURTLER	131.3				74	A THURTLER/B THURTLER	133.2	
3	23	COCHRANE/FILDES	129.3				3	Chris SCRAGG	128.8	
4	50	Harvey DEATH	124.7				4	John SHOESMITH	126.6	
5	56	McCALLUM/BUSSELL	123.1				69	HOLLINS/HORSMAN	121.8	
6	41	BULL/COYNE	122.7				44	SEARLES/JARDINE	121.4	
7	47	COOKE/VERCHUEREN	121.4				56	McCALLUM/BUSSELL	120.5	
8	3	Chris SCRAGG	120.9				51	S HYDE/J HYDE	120.3	
9	32	RONCHETTI/SEAMAN	120.5				32	RONCHETTI/SEAMAN	118.1	
10	51	S HYDE/J HYDE	120.3				50	Harvey DEATH	117.7	
11	88	Robin NORTH	120.3				47	COOKE/VERCHUEREN	112.2	
12	44	SEARLES/JARDINE	119.6				88	Robin NORTH	111.8	
13	4	John SHOESMITH	114.9				41	BULL/COYNE	110.9	
14	71	GLOVER/CANN	109.7				46	David FALKINGHAM	110.4	
15	52	GODBOLD/MATTHEWS	106.9				52	GODBOLD/MATTHEWS	94.8	
16	46	David FALKINGHAM	100.6							

Weather / Track : Cloudy / Dry

www.tsl-timing.com

Snetterton  
Circuit Length = 1.9520 miles  
Start: 17:47 End: 18:19

Printed - 18.20 Saturday, 01 August 2009

# Heritage Grand Touring Car Challenge

## RACE A - BEST SECTORS

SECTOR 1			SECTOR 2			IDEAL / BEST COMPARISON						
POS	NO	NAME	TIME	NO	NAME	TIME	POS	NO	NAME	IDEAL	BEST	DIFF
1	23	COCHRANE/FILDES	32.769	23	COCHRANE/FILDES	39.837	1	23	COCHRANE/FILDES	1:12.606	1:13.051	0.445
2	74	A THURTLER/B THURTLER	33.645	74	A THURTLER/B THURTLER	40.903	2	74	A THURTLER/B THURTLER	1:14.548	1:14.634	0.086
3	3	SCRAGG	33.737	69	HOLLINS/HORSMAN	40.960	3	3	SCRAGG	1:14.908	1:15.373	0.465
4	69	HOLLINS/HORSMAN	34.358	3	SCRAGG	41.171	4	69	HOLLINS/HORSMAN	1:15.318	1:15.318	0.000
5	32	RONCHETTI/SEAMAN	34.880	32	RONCHETTI/SEAMAN	41.386	5	32	RONCHETTI/SEAMAN	1:16.266	1:16.266	0.000
6	44	SEARLES/JARDINE	35.567	50	DEATH	42.300	6	50	DEATH	1:18.077	1:18.989	0.912
7	51	S HYDE/J HYDE	35.635	51	S HYDE/J HYDE	43.226	7	51	S HYDE/J HYDE	1:18.861	1:18.950	0.089
8	56	McCALLUM/BUSSELL	35.656	56	McCALLUM/BUSSELL	43.432	8	44	SEARLES/JARDINE	1:19.068	1:19.160	0.092
9	50	DEATH	35.777	44	SEARLES/JARDINE	43.501	9	56	McCALLUM/BUSSELL	1:19.088	1:19.577	0.489
10	4	SHOESMITH	36.067	41	BULL/COYNE	43.583	10	41	BULL/COYNE	1:20.131	1:20.131	0.000
11	41	BULL/COYNE	36.548	4	SHOESMITH	44.299	11	4	SHOESMITH	1:20.366	1:20.585	0.219
12	47	COOKE/VERCHUEREN	36.836	47	COOKE/VERCHUEREN	44.510	12	47	COOKE/VERCHUEREN	1:21.346	1:21.693	0.347
13	88	NORTH	37.766	46	FALKINGHAM	45.183	13	46	FALKINGHAM	1:23.678	1:23.897	0.219
14	46	FALKINGHAM	38.495	71	GLOVER/CANN	45.485	14	88	NORTH	1:23.817	1:24.141	0.324
15	71	GLOVER/CANN	40.070	88	NORTH	46.051	15	71	GLOVER/CANN	1:25.555	1:25.639	0.084
16	52	GODBOLD/MATTHEWS	40.262	52	GODBOLD/MATTHEWS	46.136	16	52	GODBOLD/MATTHEWS	1:26.398	1:26.660	0.262
<b>Perfect lap</b>										<b>1:12.606</b>		

Weather / Track : Cloudy / Dry

www.tsl-timing.com

Snetterton  
Circuit Length = 1.9520 miles  
Start: 17:47 End: 18:19

Printed - 18.20 Saturday, 01 August 2009

# Heritage Grand Touring Car Challenge

## RACE A - LAP CHART

Lap 1			Lap 2			Lap 3			Lap 4			Lap 5		
No	Behind	Laptime	No	Behind	Laptime	No	Behind	Laptime	No	Behind	Laptime	No	Behind	Laptime
74		1:18.181	74		1:15.635	74		1:15.098	74		1:14.719	74		1:15.109
32	2.194	1:20.375	32	3.069	1:16.510	32	4.237	1:16.266	32	6.562	1:17.044	32	8.429	1:16.976
23	3.017	1:21.198	23	4.459	1:17.077	23	5.674	1:16.313	23	7.218	1:16.263	23	9.123	1:17.014
3	3.976	1:22.157	3	4.985	1:16.644	3	6.618	1:16.731	3	7.933	1:16.034	3	9.894	1:17.070
69	7.267	1:25.448	69	11.716	1:20.084	69	16.428	1:19.810	69	21.453	1:19.744	69	26.944	1:20.600
44	8.108	1:26.289	44	12.928	1:20.455	51	18.538	1:20.487	51	23.937	1:20.118	51	27.957	1:19.129
51	8.349	1:26.530	51	13.149	1:20.435	44	20.702	1:22.872	44	28.164	1:22.181	44	34.491	1:21.436
56	9.905	1:28.086	56	16.945	1:22.675	56	24.881	1:23.034	4	32.137	1:21.759	4	38.865	1:21.837
41	10.844	1:29.025	50	17.324	1:22.036	4	25.097	1:22.624	56	33.491	1:23.329	56	40.834	1:22.452
50	10.923	1:29.104	4	17.571	1:21.435	50	26.075	1:23.849	50	34.250	1:22.894	50	41.536	1:22.395
4	11.771	1:29.952	41	18.853	1:23.644	41	27.049	1:23.294	41	34.879	1:22.549	41	42.446	1:22.676
47	13.007	1:31.188	47	19.414	1:22.042	47	27.627	1:23.311	47	35.617	1:22.709	47	42.980	1:22.472
88	16.892	1:35.073	88	26.370	1:25.113	88	36.183	1:24.911	88	45.747	1:24.283	88	54.856	1:24.218
46	18.295	1:36.476	46	28.267	1:25.607	46	39.247	1:26.078	46	51.091	1:26.563	46	1:02.332	1:26.350
71	18.800	1:36.981	71	32.437	1:29.272	71	45.527	1:28.188	71	57.527	1:26.719	71	1:09.497	1:27.079
52	21.186	1:39.367	52	34.244	1:28.693	52	47.655	1:28.509	52	1:01.267	1:28.331			

# Heritage Grand Touring Car Challenge

## RACE A - LAP CHART

Lap 6			Lap 7			Lap 8			Lap 9			Lap 10		
No	Behind	Laptime	No	Behind	Laptime	No	Behind	Laptime	No	Behind	Laptime	No	Behind	Laptime
74		1:15.031	74		1:15.490	74		1:16.556	3		1:15.647	3		1:15.492
52	1 LAP	1:28.875	71	1 LAP	1:26.553	46	1 LAP	1:26.511	46	1 LAP	1:25.355	88	1 LAP	1:25.785
23	11.204	1:17.112	3	12.532	1:16.081	3	12.523	1:16.547	71	1 LAP	1:25.639	44	1 LAP	2:15.462 P
3	11.941	1:17.078	52	1 LAP	1:28.555	71	1 LAP	1:28.004	56	1 LAP	2:08.139 P	71	1 LAP	1:26.321
69	31.710	1:19.797	23	13.214	1:17.500	52	1 LAP	1:28.626	52	1 LAP	1:29.160	56	1 LAP	1:23.321
51	31.876	1:18.950	51	35.885	1:19.499	51	38.905	1:19.576	51	30.703	1:19.968	51	35.116	1:19.905
44	39.420	1:19.960	69	37.130	1:20.910	69	40.459	1:19.885	74	37.757	2:05.927 P	52	1 LAP	1:28.452
4	45.573	1:21.739	44	44.415	1:20.485	44	49.019	1:21.160	50	51.746	1:20.920	74	40.626	1:18.361
56	48.547	1:22.744	4	51.779	1:21.696	4	55.808	1:20.585	23	52.668	1:16.966	69	1 LAP	2:47.083 P
50	48.938	1:22.433	50	55.276	1:21.828	50	58.996	1:20.276	41	58.343	1:22.690	23	50.423	1:13.247
41	49.597	1:22.182	56	56.487	1:23.430	41	1:03.823	1:23.122	47	58.885	1:22.518	41	1:05.600	1:22.749
47	50.335	1:22.386	41	57.257	1:23.150	23	1:03.872	2:07.214 P				47	1:06.475	1:23.082
88	1:06.573	1:26.748	47	57.650	1:22.805	47	1:04.537	1:23.443						
46	1:13.970	1:26.669	88	1:15.868	1:24.785	88	1:24.813	1:25.501						

# Heritage Grand Touring Car Challenge

## RACE A - LAP CHART

Lap 11			Lap 12			Lap 13			Lap 14			Lap 15		
No	Behind	Laptime	No	Behind	Laptime	No	Behind	Laptime	No	Behind	Laptime	No	Behind	Laptime
3		1:15.909	3		1:16.728	3		1:16.067	74		1:15.907	74		1:14.831
4	2 LAPS	3:11.478 P	4	2 LAPS	1:27.846	50	3 LAPS	4:26.372 P	46	2 LAPS	1:25.312	71	2 LAPS	2:15.257
46	2 LAPS	2:37.394 P	46	2 LAPS	1:27.812	88	2 LAPS	2:38.703 P	88	2 LAPS	1:33.558	4	2 LAPS	1:23.365
88	1 LAP	1:26.738	51	1 LAP	2:23.995 P	4	2 LAPS	1:23.442	44	1 LAP	1:20.313	56	1 LAP	1:20.701
44	1 LAP	1:24.901	52	2 LAPS	2:27.061 P	46	2 LAPS	1:23.897	56	1 LAP	1:19.792	46	2 LAPS	1:24.574
56	1 LAP	1:20.102	44	1 LAP	1:20.942	51	1 LAP	1:24.449	69	1 LAP	1:16.492	44	1 LAP	1:22.795
71	1 LAP	1:26.747	56	1 LAP	1:19.721	74	37.461	1:15.880	3	19.274	2:12.642 P	69	1 LAP	1:15.893
74	39.742	1:15.025	74	37.648	1:14.634	44	1 LAP	1:19.948	23	20.924	1:13.273	88	2 LAPS	1:28.632
69	1 LAP	1:20.970	71	1 LAP	1:26.788	56	1 LAP	1:21.039	52	2 LAPS	1:29.251	23	19.144	1:13.051
23	1:07.325	1:32.811	69	1 LAP	1:16.700	69	1 LAP	1:16.654	41	1 LAP	1:20.241	3	22.460	1:18.017
			23	1:03.712	1:13.115	52	2 LAPS	1:37.959	47	1 LAP	1:24.918	41	1 LAP	1:20.131
			41	1 LAP	2:31.556 P	71	1 LAP	1:26.556	50	2 LAPS	1:26.575	52	2 LAPS	1:28.503
			47	1 LAP	2:36.152 P	23	1:01.019	1:13.374				47	1 LAP	1:24.255
						41	1 LAP	1:23.778						
						47	1 LAP	1:29.024						
						50	2 LAPS	1:22.812						
						4	1 LAP	1:23.901						

# Heritage Grand Touring Car Challenge

## RACE A - LAP CHART

Lap 16			Lap 17			Lap 18			Lap 19			Lap 20		
No	Behind	Laptime	No	Behind	Laptime	No	Behind	Laptime	No	Behind	Laptime	No	Behind	Laptime
74		1:15.078	74		1:15.302	74		1:15.457	74		1:15.654	74		1:15.645
50	3 LAPS	1:27.966	50	3 LAPS	1:23.133	47	2 LAPS	1:23.305	52	3 LAPS	1:27.074	52	3 LAPS	1:27.098
4	2 LAPS	1:22.098	69	1 LAP	1:15.318	69	1 LAP	1:16.300	47	2 LAPS	1:22.577	47	2 LAPS	1:21.964
56	1 LAP	1:19.705	4	2 LAPS	1:23.423	50	3 LAPS	1:22.669	69	1 LAP	1:16.486	69	1 LAP	1:15.853
69	1 LAP	1:18.375	56	1 LAP	1:19.727	56	1 LAP	1:19.577	3	26.449	1:15.886	3	26.846	1:16.042
44	1 LAP	1:21.769	44	1 LAP	1:19.342	3	26.217	1:16.854	56	1 LAP	1:19.598	56	1 LAP	1:19.704
71	2 LAPS	1:35.395	3	24.820	1:15.373	4	2 LAPS	1:22.437	50	3 LAPS	1:22.885	50	3 LAPS	1:19.498
3	24.749	1:17.367	46	2 LAPS	1:24.212	44	1 LAP	1:19.963	44	1 LAP	1:19.725	44	1 LAP	1:20.227
46	2 LAPS	1:28.500	88	2 LAPS	1:25.000	46	2 LAPS	1:24.169	4	2 LAPS	1:22.084	4	2 LAPS	1:21.717
88	2 LAPS	1:26.145	71	2 LAPS	1:29.916	88	2 LAPS	1:24.969	46	2 LAPS	1:24.575	46	2 LAPS	1:24.731
41	1 LAP	1:20.637	41	1 LAP	1:21.178	71	2 LAPS	1:29.727	88	2 LAPS	1:24.141	88	2 LAPS	1:24.793
52	2 LAPS	1:27.318	52	2 LAPS	1:27.022	41	1 LAP	1:21.424	41	1 LAP	1:21.570	41	1 LAP	1:21.491
47	1 LAP	1:23.462							71	2 LAPS	1:30.456			

# Heritage Grand Touring Car Challenge

## RACE A - LAP CHART

Lap 21			Lap 22			Lap 23			Lap 24		
No	Behind	Laptime	No	Behind	Laptime	No	Behind	Laptime	No	Behind	Laptime
74		1:16.202	74		1:15.965	74		1:15.743	74		1:16.530
71	3 LAPS	1:29.477	41	2 LAPS	1:21.451	46	3 LAPS	1:26.294	41	2 LAPS	1:21.385
69	1 LAP	1:16.387	88	3 LAPS	1:33.901	41	2 LAPS	1:21.095	46	3 LAPS	1:30.355
47	2 LAPS	1:23.150	69	1 LAP	1:16.437	88	3 LAPS	1:27.924	69	1 LAP	1:15.892
52	3 LAPS	1:26.743	71	3 LAPS	1:31.626	69	1 LAP	1:16.010	88	3 LAPS	1:27.001
3	27.195	1:16.551	3	28.411	1:17.181	3	29.899	1:17.231	3	30.270	1:16.901
50	3 LAPS	1:18.989	47	2 LAPS	1:22.144	71	3 LAPS	1:31.300	47	2 LAPS	1:21.704
56	1 LAP	1:19.993	52	3 LAPS	1:26.714	47	2 LAPS	1:21.693	56	1 LAP	1:20.009
44	1 LAP	1:19.160	56	1 LAP	1:20.268	50	3 LAPS	1:19.418	44	1 LAP	1:20.861
4	2 LAPS	1:21.604	50	3 LAPS	1:21.038	56	1 LAP	1:20.197	50	3 LAPS	1:22.610
46	2 LAPS	1:24.929	44	1 LAP	1:19.672	44	1 LAP	1:19.650	71	3 LAPS	1:33.225
			4	2 LAPS	1:21.137	52	3 LAPS	1:27.741	52	3 LAPS	1:26.660
						4	2 LAPS	1:21.723	4	2 LAPS	1:22.887


# Heritage Grand Touring Car Challenge

## RACE A - POSITION CHART

No	Name	Laps Pos	1	2	3	4	5	6	7	8	9	10	11	12	13	14	15	16	17	18	19	20	21	22	23	24
			74	A THURTL/B THURL	1	74	74	74	74	74	74	74	74	3	3	3	3	3	74	74	74	74	74	74	74	74
32	RONCHETTI/SEAMAN	2	32	32	32	32	32	23	3	3	51	51	74	74	74	3	23	3	3	3	3	3	3	3	3	3
23	COCHRANE/FILDES	3	23	23	23	23	23	3	23	51	74	74	23	23	23	23	3	69	69	69	69	69	69	69	69	69
3	Chris SCRAGG	4	3	3	3	3	3	69	51	69	50	23	51	51	44	56	56	56	56	56	56	56	56	56	56	56
69	HOLLINS/HORSMAN	5	69	69	69	69	69	51	69	44	23	41	44	44	56	44	69	44	44	44	44	44	44	44	44	44
44	SEARLES/JARDINE	6	44	44	51	51	51	44	44	4	41	47	56	56	69	69	44	41	41	41	41	41	41	41	41	41
51	S HYDE/J HYDE	7	51	51	44	44	44	4	4	50	47	88	71	69	41	41	41	47	47	47	47	47	47	47	47	47
56	McCALLUM/BUSSELL	8	56	56	56	4	4	56	50	41	88	44	69	71	47	47	47	4	4	4	4	4	4	4	4	4
41	BULL/COYNE	9	41	50	4	56	56	50	56	23	44	56	41	41	71	4	4	46	46	46	46	46	46	46	46	46
50	Harvey DEATH	10	50	4	50	50	50	41	41	47	71	71	47	47	4	71	46	88	88	88	88	88	88	88	88	88
4	John SHOESMITH	11	4	41	41	41	41	47	47	88	56	69	88	4	46	46	88	71	71	71	71	71	71	71	71	50
47	COOKE/VERCHUEREN	12	47	47	47	47	47	88	88	46	52	4	4	46	88	88	71	52	52	52	52	52	50	71	71	71
88	Robin NORTH	13	88	88	88	88	88	46	46	71	69	46	46	88	52	52	52	50	50	50	50	52	52	52	52	52
46	David FALKINGHAM	14	46	46	46	46	46	71	71	56	4	52	52	52	50	50	50									
71	GLOVER/CANN	15	71	71	71	71	71	52	52	52	46	50	50	50												
52	GODBOLD/MATTHEWS	16	52	52	52	52	52																			

# Heritage Grand Touring Car Challenge

## RACE B - GRID

ROW 9	27   John WILSON	85   Clive DEATH
ROW 8	51   S HYDE/J HYDE	32   RONCHETTI/SEAMAN
ROW 7	52   GODBOLD/MATTHEWS	23   COCHRANE/FILDES
ROW 6	50   Harvey DEATH	71   GLOVER/CANN
ROW 5	46   David FALKINGHAM	88   Robin NORTH
ROW 4	47   COOKE/VERCHUEREN	4   SHOESMITH/BARROW
ROW 3	44   SEARLES/JARDINE	41   BULL/COYNE
ROW 2	69   HOLLINS/HORSMAN	56   McCALLUM/BUSSELL
ROW 1	74   A THURTLIE/BENNINGTON	3   SCRAGG/B THURTLIE
<b>Pole</b>		
		

Snetterton  
Circuit Length = 1.9520 miles

**These results are provisional until the conclusion of any judicial and technical matters.**

Clerk of Course :		Timekeeper :
-------------------	--	--------------

# Heritage Grand Touring Car Challenge

## RACE B - CLASSIFICATION

POS	NO	CL	NAME	ENTRY	LAPS	TIME	GAP	DIFF	MPH	BEST	ON
1	32	D	<b>RONCHETTI/SEAMAN</b>	Talbot Sunbeam Lotus	31	40:36.670			89.40	1:15.141	14
2	3	D	<b>SCRAGG/B THURTLE</b>	Aston Martin V8	31	40:56.057	<b>19.387</b>	19.387	88.69	1:15.488	6
3	69	D	<b>HOLLINS/HORSMAN</b>	Morgan Plus 8	31	41:17.380	<b>40.710</b>	21.323	87.93	1:15.389	23
4	74	D	<b>A THURTLE/BENNINGTON</b>	Chevrolet Camaro	31	41:22.764	<b>46.094</b>	5.384	87.74	1:16.064	21
5	56	E	<b>McCALLUM/BUSSELL</b>	Aston Martin DB5	30	41:01.290	<b>1 lap</b>	1 lap	85.65	1:18.557	16
6	44	D	<b>SEARLES/JARDINE</b>	Aston Martin DBS V8	30	41:15.853	<b>1 lap</b>	14.563	85.14	1:19.147	29
7	4	D	<b>SHOESMITH/BARROW</b>	Chevrolet Camaro	30	41:34.952	<b>1 lap</b>	19.099	84.49	1:19.269	21
8	50	I	<b>Harvey DEATH</b>	Mini Cooper S	29	39:33.075	<b>2 laps</b>	1 lap	85.87	1:16.659	18
9	41	C	<b>BULL/COYNE</b>	Jaguar E Type	29	41:00.245	<b>2 laps</b>	1:27.170	82.83	1:19.985	18
10	47	I	<b>COOKE/VERCHUEREN</b>	VW Golf Gti	29	41:12.889	<b>2 laps</b>	12.644	82.40	1:20.996	21
11	85	A	<b>Clive DEATH</b>	Mini Cooper S	29	41:55.327	<b>2 laps</b>	42.438	81.01	1:22.880	21
12	46	C	<b>David FALKINGHAM</b>	Triumph TR7	28	41:36.464	<b>3 laps</b>	1 lap	78.81	1:23.958	2
13	71	A	<b>GLOVER/CANN</b>	Ford Escort Mk1	27	40:45.596	<b>4 laps</b>	1 lap	77.58	1:25.489	21
14	52	A	<b>GODBOLD/MATTHEWS</b>	BMW	27	41:23.305	<b>4 laps</b>	37.709	76.40	1:25.935	9
15	23	D	<b>COCHRANE/FILDES</b>	Sunbeam Tiger	24	31:25.758	<b>7 laps</b>	3 laps	89.43	1:12.796	16
NOT CLASSIFIED											
DNC	88	C	<b>Robin NORTH</b>	Ford Falcon	19	30:33.847	<b>12 laps</b>	5 laps	72.80	1:24.905	9
DNC	51	C	<b>S HYDE/J HYDE</b>	Ford Escort Mk1	0						
FASTEST LAP											
23	D	<b>COCHRANE/FILDES</b>	Sunbeam Tiger	16	1:12.796	96.53 mph	155.35 kph				
50	I	<b>Harvey DEATH</b>	Mini Cooper S	18	1:16.659	91.66 mph	147.52 kph				
56	E	<b>McCALLUM/BUSSELL</b>	Aston Martin DB5	16	1:18.557	89.45 mph	143.95 kph				
41	C	<b>BULL/COYNE</b>	Jaguar E Type	18	1:19.985	87.85 mph	141.38 kph				
85	A	<b>Clive DEATH</b>	Mini Cooper S	21	1:22.880	84.78 mph	136.45 kph				

Weather / Track : Cloudy / Dry

These results are provisional until the conclusion of any judicial and technical matters.

Snetterton  
Circuit Length = 1.9520 miles  
Start: 17:57 End: 18:39

Clerk of Course :	Timekeeper :
-------------------	--------------

# Heritage Grand Touring Car Challenge

## RACE B - SECTOR ANALYSIS

3		SCRAGG/B THURTLÉ				D		Aston Martin V8			
1-		116.3	42.224	127.1	1:18.199	17-	34.419	107.2	42.565	129.8	1:16.984
2-	33.984	116.5	42.031	127.8	1:16.015	18-	34.603	110.2	43.162	<b>130.1</b>	1:17.765
3-	33.751	117.5	42.455	127.8	1:16.206	19-	34.680	115.7	42.158	129.3	1:16.838
4-	34.217	119.8	41.515	127.8	1:15.732	20-	35.147	111.5	42.900	129.6	1:18.047
5-	33.988	119.0	41.654	127.1	1:15.642	21-	34.666	114.1	42.675	128.8	1:17.341
6-	34.073	120.5	41.415	128.1	<b>1:15.488</b>	22-	35.643	111.5	43.139	129.1	1:18.782
7-	35.023	116.7	41.547	127.6	1:16.570	23-	34.283	118.8	42.850	128.1	1:17.133
8-	33.988	114.5	42.947	126.9	1:16.935	24-	34.471	123.8	43.509	129.3	1:17.980
9-	34.869	117.5	<b>41.397</b>	129.3	1:16.266	25-	34.290	123.1	42.991	127.6	1:17.281
10-	34.615	103.9	42.248	127.8	1:16.863	26-	34.889	104.2	In		1:33.280P
11-	33.981	119.4	42.177	128.8	1:16.158	27-	Out	106.2	44.263	121.6	1:23.747
12-	34.200	119.0	41.584	129.1	1:15.784	28-	35.895	112.6	42.983	126.9	1:18.878
13-	34.105	114.5	42.786	127.6	1:16.891	29-	34.545	108.8	43.352	121.6	1:17.897
14-	34.718	115.7	42.062	128.6	1:16.780	30-	34.847	116.1	43.304	125.9	1:18.151
15-	<b>33.720</b>	<b>125.2</b>	In		1:57.682P	31-	35.170	111.1	44.188	111.1	1:19.358
16-	Out	103.7	43.171	129.6	1:19.384						
4		SHOESMITH/BARROW				D		Chevrolet Camaro			
1-		102.1	46.111	122.0	1:27.504	16-	36.219	107.2	44.767	127.6	1:20.986
2-	37.578	102.1	44.781	127.1	1:22.359	17-	36.634	102.6	44.849	127.3	1:21.483
3-	36.217	112.0	44.329	125.2	1:20.546	18-	36.592	112.8	45.146	125.9	1:21.738
4-	36.184	110.7	45.041	125.0	1:21.225	19-	36.029	110.6	44.632	127.3	1:20.661
5-	36.236	107.7	44.717	123.1	1:20.953	20-	36.143	105.5	44.277	<b>128.6</b>	1:20.420
6-	36.353	108.6	44.540	123.8	1:20.893	21-	35.463	109.8	<b>43.806</b>	<b>128.6</b>	<b>1:19.269</b>
7-	36.640	112.6	44.374	124.7	1:21.014	22-	35.912	113.2	44.103	127.6	1:20.015
8-	36.213	112.0	44.097	122.7	1:20.310	23-	35.772	110.7	44.330	125.2	1:20.102
9-	36.924	105.4	44.477	122.5	1:21.401	24-	35.944	110.4	44.597	127.6	1:20.541
10-	36.738	109.3	44.232	123.8	1:20.970	25-	35.899	113.7	44.716	127.3	1:20.615
11-	37.227	111.5	45.056	120.9	1:22.283	26-	<b>35.370</b>	113.7	44.721	<b>128.6</b>	1:20.091
12-	36.427	<b>114.1</b>	44.674	121.1	1:21.101	27-	35.538	111.3	44.770	120.1	1:20.308
13-	36.760	110.7	44.887	121.8	1:21.647	28-	36.502	111.1	44.706	120.1	1:21.208
14-	36.936	110.4	In		2:18.710P	29-	36.075	110.6	44.922	120.9	1:20.997
15-	Out	104.4	45.707	126.9	1:23.876	30-	36.549	105.8	45.177	119.4	1:21.726
23		COCHRANE/FILDES				D		Sunbeam Tiger			
1-		102.3	45.175	136.1	1:28.303	13-	Out	120.9	40.749	134.8	1:16.456
2-	35.240	100.5	43.152	134.8	1:18.392	14-	32.926	<b>140.4</b>	41.623	<b>139.2</b>	1:14.549
3-	33.893	102.8	42.932	135.6	1:16.825	15-	33.340	113.6	40.552	137.5	1:13.892
4-	34.208	103.1	42.451	134.8	1:16.659	16-	32.780	123.6	<b>40.016</b>	137.0	<b>1:12.796</b>
5-	34.345	111.8	42.805	136.1	1:17.150	17-	33.825	115.7	40.163	135.8	1:13.988
6-	35.853	98.8	41.825	137.8	1:17.678	18-	33.508	121.1	40.104	138.1	1:13.612
7-	34.249	100.0	42.226	135.3	1:16.475	19-	33.742	122.0	40.797	136.4	1:14.539
8-	34.052	103.9	42.317	130.3	1:16.369	20-	32.994	122.5	40.400	135.8	1:13.394
9-	35.780	94.4	42.788	132.1	1:18.568	21-	33.010	119.8	40.593	137.0	1:13.603
10-	35.146	92.1	42.179	133.4	1:17.325	22-	34.032	120.5	40.341	136.4	1:14.373
11-	36.467	93.1	42.555	133.2	1:19.022	23-	<b>32.659</b>	125.7	40.526	137.8	1:13.185
12-	35.691	93.3	In		2:14.142P	24-	33.122	119.6	41.341	135.8	1:14.463
32		RONCHETTI/SEAMAN				D		Talbot Sunbeam Lotus			
1-		114.9	43.601	118.8	1:26.548	17-	34.492	123.8	41.882	116.9	1:16.374
2-	34.946	124.7	41.551	119.8	1:16.497	18-	34.651	123.1	41.656	119.2	1:16.307
3-	35.198	122.5	40.919	119.8	1:16.117	19-	34.965	122.7	In		2:02.989P
4-	34.832	120.7	41.162	116.9	1:15.994	20-	Out	114.7	42.894	118.4	1:21.128
5-	34.469	126.6	40.976	118.4	1:15.445	21-	34.545	118.1	42.139	117.5	1:16.684
6-	34.713	118.1	41.056	118.6	1:15.769	22-	34.597	115.7	42.522	118.6	1:17.119
7-	34.608	124.0	41.248	118.6	1:15.856	23-	34.565	118.4	42.409	119.4	1:16.974
8-	34.605	122.7	<b>40.712</b>	119.0	1:15.317	24-	34.604	117.5	42.248	<b>120.1</b>	1:16.852
9-	34.786	125.0	41.109	119.0	1:15.895	25-	34.541	121.8	47.494	117.7	1:22.035
10-	34.316	126.9	40.900	118.6	1:15.216	26-	34.873	107.7	43.218	116.7	1:18.091
11-	35.180	127.1	40.820	118.6	1:16.000	27-	34.885	114.1	42.853	115.7	1:17.738
12-	34.862	121.1	41.695	118.1	1:16.557	28-	35.004	116.5	42.999	116.5	1:18.003
13-	34.506	125.2	40.965	119.2	1:15.471	29-	34.980	110.9	42.892	111.7	1:17.872
14-	34.299	128.8	40.842	119.6	<b>1:15.141</b>	30-	35.282	115.1	42.398	116.7	1:17.680

Snetterton  
 Circuit Length = 1.9520 miles  
 Start: 17:57 End: 18:39

Weather / Track : Cloudy / Dry

# Heritage Grand Touring Car Challenge

## RACE B - SECTOR ANALYSIS

15 -	<b>34.279</b>	<b>133.2</b>	41.685	119.4	1:15.964	31 -	34.937	116.3	42.089	117.3	1:17.026
16 -	34.780	122.0	41.231	117.9	1:16.011						
<b>41</b>	<b>BULL/COYNE</b>					<b>C</b>	<b>Jaguar E Type</b>				
1 -		101.7	47.475	111.7	1:29.076	16 -	36.551	<b>119.6</b>	43.917	111.1	1:20.468
2 -	37.332	108.9	45.750	111.7	1:23.082	17 -	36.814	110.4	43.997	110.2	1:20.811
3 -	37.921	108.6	45.390	111.8	1:23.311	18 -	36.393	119.4	<b>43.592</b>	110.9	<b>1:19.985</b>
4 -	37.679	103.4	45.785	111.8	1:23.464	19 -	<b>36.347</b>	117.7	43.720	110.2	1:20.067
5 -	37.848	106.5	45.487	111.3	1:23.335	20 -	36.684	114.9	45.710	106.7	1:22.394
6 -	37.892	103.6	45.276	111.1	1:23.168	21 -	36.856	116.1	44.139	108.6	1:20.995
7 -	37.916	105.4	46.736	109.3	1:24.652	22 -	38.560	115.1	43.689	111.5	1:22.249
8 -	37.746	100.8	46.334	111.5	1:24.080	23 -	36.747	110.9	45.435	110.6	1:22.182
9 -	37.576	99.7	45.622	111.7	1:23.198	24 -	36.637	114.3	43.678	110.9	1:20.315
10 -	37.593	100.3	45.701	<b>112.0</b>	1:23.294	25 -	36.464	117.5	43.866	110.2	1:20.330
11 -	37.371	108.6	45.569	111.8	1:22.940	26 -	36.728	112.8	43.968	111.3	1:20.696
12 -	37.484	101.4	45.475	111.5	1:22.959	27 -	36.563	116.1	43.698	110.9	1:20.261
13 -	37.296	110.4	45.402	<b>112.0</b>	1:22.698	28 -	37.681	112.6	44.321	111.8	1:22.002
14 -	37.734	102.5	In		2:32.066P	29 -	37.104	116.5	45.118	111.1	1:22.222
15 -	Out	117.7	44.682	110.0	1:23.945						
<b>44</b>	<b>SEARLES/JARDINE</b>					<b>D</b>	<b>Aston Martin DBS V8</b>				
1 -		106.0	44.815	117.9	1:24.105	16 -	Out	113.4	44.387	119.6	1:23.939
2 -	35.797	115.5	44.230	120.5	1:20.027	17 -	36.398	111.5	44.712	119.4	1:21.110
3 -	35.729	123.8	44.360	120.1	1:20.089	18 -	35.894	111.8	44.464	119.0	1:20.358
4 -	36.138	120.7	45.120	116.5	1:21.258	19 -	36.044	118.8	45.080	120.7	1:21.124
5 -	35.747	120.1	43.948	117.5	1:19.695	20 -	36.259	116.5	44.074	120.3	1:20.333
6 -	36.127	110.6	44.481	117.9	1:20.608	21 -	36.994	108.8	43.988	117.5	1:20.982
7 -	35.939	121.4	43.729	119.0	1:19.668	22 -	35.880	110.2	44.430	119.6	1:20.310
8 -	36.003	116.1	44.867	<b>121.1</b>	1:20.870	23 -	35.702	118.6	43.683	120.1	1:19.385
9 -	36.110	114.3	44.099	119.8	1:20.209	24 -	35.669	107.5	45.956	120.5	1:21.625
10 -	37.115	119.8	44.579	119.0	1:21.694	25 -	35.550	107.0	44.954	120.3	1:20.504
11 -	36.383	119.6	44.011	119.2	1:20.394	26 -	47.443	109.1	44.118	117.7	1:31.561
12 -	35.830	<b>124.7</b>	43.875	119.4	1:19.705	27 -	35.886	111.7	43.910	120.1	1:19.796
13 -	36.229	110.4	44.420	119.4	1:20.649	28 -	36.405	108.8	43.910	119.4	1:20.315
14 -	35.956	<b>124.7</b>	44.156	118.4	1:20.112	29 -	<b>35.536</b>	117.9	<b>43.611</b>	120.5	<b>1:19.147</b>
15 -	36.782	107.4	In		2:06.370P	30 -	35.852	114.3	44.059	118.8	1:19.911
<b>46</b>	<b>David FALKINGHAM</b>					<b>C</b>	<b>Triumph TR7</b>				
1 -		94.5	47.831	110.6	1:31.321	15 -	38.809	95.3	46.451	109.1	1:25.260
2 -	38.591	94.3	<b>45.367</b>	110.7	<b>1:23.958</b>	16 -	38.627	94.7	47.510	111.1	1:26.137
3 -	<b>38.301</b>	94.9	45.762	109.3	1:24.063	17 -	40.500	102.6	46.289	105.0	1:26.789
4 -	38.419	96.8	45.903	107.0	1:24.322	18 -	39.178	99.4	46.770	105.4	1:25.948
5 -	39.048	92.2	45.817	109.1	1:24.865	19 -	38.653	98.7	45.371	107.7	1:24.024
6 -	38.932	91.7	46.079	108.9	1:25.011	20 -	38.906	97.0	45.978	99.4	1:24.884
7 -	38.400	95.5	46.004	108.1	1:24.404	21 -	39.854	96.0	In		1:51.737P
8 -	38.576	93.9	45.522	<b>111.8</b>	1:24.098	22 -	Out	<b>105.2</b>	51.525	92.4	1:32.629
9 -	38.946	90.1	46.277	111.5	1:25.223	23 -	40.277	97.5	46.551	102.5	1:26.828
10 -	39.069	96.6	46.044	111.7	1:25.113	24 -	39.501	97.7	45.787	102.3	1:25.288
11 -	38.397	98.0	46.496	106.5	1:24.893	25 -	39.107	94.4	45.499	105.5	1:24.606
12 -	39.735	91.2	46.536	104.0	1:26.271	26 -	39.886	94.4	46.386	100.8	1:26.272
13 -	38.615	91.6	In		2:31.686P	27 -	39.554	102.0	47.799	101.4	1:27.353
14 -	Out	101.2	45.537	107.9	1:26.518	28 -	40.188	88.2	46.775	108.6	1:26.963
<b>47</b>	<b>COOKE/VERCHUEREN</b>					<b>I</b>	<b>VW Golf Gti</b>				
1 -		104.9	45.619	110.2	1:26.758	16 -	Out	106.4	45.574	111.1	1:26.250
2 -	37.749	105.0	45.477	109.7	1:23.226	17 -	36.913	111.5	45.321	110.6	1:22.234
3 -	37.578	110.9	45.514	111.3	1:23.092	18 -	36.851	112.8	45.200	108.9	1:22.051
4 -	37.232	111.5	44.793	109.3	1:22.025	19 -	36.749	107.2	44.808	108.1	1:21.557
5 -	37.502	114.7	44.877	109.7	1:22.379	20 -	36.800	115.9	44.632	<b>111.7</b>	1:21.432
6 -	37.281	112.2	44.492	110.7	1:21.773	21 -	36.660	115.5	<b>44.336</b>	110.6	<b>1:20.996</b>
7 -	37.234	117.5	44.856	108.6	1:22.090	22 -	<b>36.641</b>	109.1	46.173	110.7	1:22.814
8 -	37.663	115.1	44.666	109.5	1:22.329	23 -	36.793	115.1	44.807	108.8	1:21.600
9 -	37.232	110.6	44.972	109.7	1:22.204	24 -	37.949	107.5	In		1:45.668P
10 -	37.541	111.8	44.674	108.1	1:22.215	25 -	Out	115.5	45.293	108.1	1:27.614
11 -	37.714	113.0	45.235	109.1	1:22.949	26 -	37.408	116.9	45.336	110.6	1:22.744

Snetterton  
Circuit Length = 1.9520 miles  
Start: 17:57 End: 18:39

Weather / Track : Cloudy / Dry

# Heritage Grand Touring Car Challenge

## RACE B - SECTOR ANALYSIS

12 -	36.997	113.2	45.300	106.9	1:22.297	27 -	37.003	118.1	44.558	110.7	1:21.561
13 -	37.518	113.0	45.622	108.8	1:23.140	28 -	36.744	114.5	44.931	111.1	1:21.675
14 -	36.984	112.0	44.935	108.8	1:21.919	29 -	36.661	<b>124.0</b>	45.159	109.5	1:21.820
15 -	36.995	113.0	In		2:14.477P						
<b>50</b>	<b>Harvey DEATH</b>					<b>I</b>	<b>Mini Cooper S</b>				
1 -		110.2	47.290	114.3	1:29.952	16 -	35.366	126.6	41.946	118.6	1:17.312
2 -	36.866	108.2	45.500	116.5	1:22.366	17 -	<b>34.846</b>	121.6	44.714	119.2	1:19.560
3 -	35.690	114.5	43.446	115.7	1:19.136	18 -	35.056	<b>130.1</b>	<b>41.603</b>	118.1	<b>1:16.659</b>
4 -	35.836	119.2	43.525	112.0	1:19.361	19 -	35.191	122.9	41.977	116.9	1:17.168
5 -	35.836	120.7	42.710	116.3	1:18.546	20 -	35.086	129.1	41.875	<b>120.7</b>	1:16.961
6 -	36.050	120.7	42.777	115.1	1:18.827	21 -	36.222	120.9	42.082	116.7	1:18.304
7 -	36.230	121.1	42.923	116.5	1:19.153	22 -	35.736	123.6	42.583	117.3	1:18.319
8 -	35.657	122.7	42.334	116.9	1:17.991	23 -	36.446	124.3	42.728	113.0	1:19.174
9 -	35.448	126.6	42.419	114.5	1:17.867	24 -	36.767	115.9	44.856	113.2	1:21.623
10 -	36.696	119.2	43.147	114.5	1:19.843	25 -	36.355	120.7	43.467	116.1	1:19.822
11 -	36.408	122.5	43.239	113.9	1:19.647	26 -	35.460	125.4	42.209	115.3	1:17.669
12 -	36.134	122.5	In		2:33.972P	27 -	36.229	124.5	41.765	118.8	1:17.994
13 -	Out	123.6	42.191	115.1	1:21.939	28 -	35.459	123.1	42.203	116.9	1:17.662
14 -	36.063	123.1	42.435	115.5	1:18.498	29 -	36.010	122.0	43.831	103.6	1:19.841
15 -	35.730	123.8	42.179	116.5	1:17.909						
<b>52</b>	<b>GODBOLD/MATTHEWS</b>					<b>A</b>	<b>BMW</b>				
1 -		103.7	47.681	94.5	1:36.326	15 -	40.358	100.5	47.539	93.5	1:27.897
2 -	40.188	104.9	46.728	93.7	1:26.916	16 -	56.573	94.3	49.317	93.1	1:45.890
3 -	40.203	105.5	46.494	93.9	1:26.697	17 -	42.380	99.9	47.726	92.3	1:30.106
4 -	40.123	105.5	46.289	92.9	1:26.412	18 -	41.115	97.4	48.884	92.7	1:29.999
5 -	40.292	109.7	46.309	92.8	1:26.601	19 -	41.994	103.7	48.231	93.7	1:30.225
6 -	40.290	108.6	45.693	92.9	1:25.983	20 -	40.724	101.2	58.904	86.9	1:39.628
7 -	40.324	108.2	46.397	92.3	1:26.721	21 -	42.084	94.7	48.006	92.6	1:30.090
8 -	40.410	104.0	46.243	93.1	1:26.653	22 -	41.771	102.9	49.162	92.7	1:30.933
9 -	40.272	103.7	<b>45.663</b>	93.2	<b>1:25.935</b>	23 -	41.737	98.5	48.613	92.2	1:30.350
10 -	40.386	98.5	48.493	<b>94.8</b>	1:28.879	24 -	42.158	99.9	48.186	92.7	1:30.344
11 -	40.178	<b>110.9</b>	46.773	92.8	1:26.951	25 -	42.375	98.7	48.748	93.6	1:31.123
12 -	40.423	95.6	46.492	93.3	1:26.915	26 -	40.888	100.5	48.769	94.0	1:29.657
13 -	<b>40.014</b>	108.2	In		2:22.636P	27 -	42.012	102.9	47.979	93.6	1:29.991
14 -	Out	100.5	48.888	93.7	1:33.447						
<b>56</b>	<b>McCALLUM/BUSSELL</b>					<b>E</b>	<b>Aston Martin DB5</b>				
1 -		110.7	45.884	117.3	1:24.629	16 -	35.503	119.6	<b>43.054</b>	119.2	<b>1:18.557</b>
2 -	37.916	109.3	46.559	118.8	1:24.475	17 -	35.471	112.4	45.071	118.6	1:20.542
3 -	37.021	107.7	45.961	120.1	1:22.982	18 -	35.597	123.8	43.366	120.3	1:18.963
4 -	37.209	113.9	44.549	119.2	1:21.758	19 -	35.753	115.9	43.311	119.2	1:19.064
5 -	36.759	119.2	45.087	117.9	1:21.846	20 -	35.543	117.7	43.661	114.5	1:19.204
6 -	36.972	114.3	45.054	117.1	1:22.026	21 -	35.598	119.2	43.937	119.6	1:19.535
7 -	37.024	117.7	45.557	116.7	1:22.581	22 -	<b>35.342</b>	121.4	43.813	118.6	1:19.155
8 -	37.119	114.3	45.190	116.3	1:22.309	23 -	35.930	117.9	43.224	119.2	1:19.154
9 -	37.298	112.2	45.281	116.7	1:22.579	24 -	35.432	120.7	44.208	119.4	1:19.640
10 -	36.812	111.7	44.909	116.3	1:21.721	25 -	35.616	119.0	43.513	<b>122.5</b>	1:19.129
11 -	37.303	115.9	In		2:03.210P	26 -	37.402	121.4	43.377	121.8	1:20.779
12 -	Out	114.5	44.694	116.9	1:22.688	27 -	35.520	120.3	43.315	121.1	1:18.835
13 -	36.002	117.7	44.607	118.6	1:20.609	28 -	35.646	120.9	43.099	120.5	1:18.745
14 -	35.978	118.1	44.027	119.4	1:20.005	29 -	35.508	117.1	43.290	119.8	1:18.798
15 -	35.819	120.7	43.181	119.4	1:19.000	30 -	35.423	<b>127.3</b>	43.349	120.5	1:18.772
<b>69</b>	<b>HOLLINS/HORSMAN</b>					<b>D</b>	<b>Morgan Plus 8</b>				
1 -		105.2	44.410	118.1	1:22.488	17 -	35.320	130.6	41.953	116.5	1:17.273
2 -	36.037	112.8	43.729	119.2	1:19.766	18 -	34.398	133.7	41.962	122.0	1:16.360
3 -	36.275	118.1	43.438	119.2	1:19.713	19 -	34.450	133.2	42.279	120.9	1:16.729
4 -	35.368	117.9	43.335	120.1	1:18.703	20 -	34.211	134.2	42.201	122.0	1:16.412
5 -	35.310	118.4	43.289	118.8	1:18.599	21 -	34.285	<b>137.8</b>	41.734	122.7	1:16.019
6 -	35.504	110.0	43.608	119.6	1:19.112	22 -	34.761	132.6	41.897	119.8	1:16.658
7 -	35.336	112.2	43.916	120.9	1:19.252	23 -	<b>34.136</b>	133.9	<b>41.253</b>	119.8	<b>1:15.389</b>
8 -	34.881	116.3	44.026	120.1	1:18.907	24 -	34.396	131.3	41.287	120.5	1:15.683
9 -	35.356	119.4	44.361	120.3	1:19.717	25 -	34.316	135.3	41.684	120.7	1:16.000

Snetterton  
 Circuit Length = 1.9520 miles  
 Start: 17:57 End: 18:39

Weather / Track : Cloudy / Dry

# Heritage Grand Touring Car Challenge

## RACE B - SECTOR ANALYSIS

10 -	35.518	116.1	43.146	121.1	1:18.664	26 -	34.237	126.6	41.540	120.9	1:15.777
11 -	35.394	114.7	44.774	120.9	1:20.168	27 -	35.192	129.8	41.312	119.8	1:16.504
12 -	36.152	110.6	In		2:29.172P	28 -	34.509	129.3	42.892	118.8	1:17.401
13 -	Out	120.1	41.569	120.9	1:19.329	29 -	34.534	130.8	41.836	120.7	1:16.370
14 -	34.349	132.6	41.335	120.5	1:15.684	30 -	34.589	128.8	41.502	120.9	1:16.091
15 -	34.275	133.4	41.324	120.9	1:15.599	31 -	34.432	132.9	43.641	105.0	1:18.073
16 -	34.431	134.8	41.337	<b>122.9</b>	1:15.768						
<b>71</b>	<b>GLOVER/CANN</b>					<b>A</b>	<b>Ford Escort Mkl</b>				
1 -		100.2	48.386	94.7	1:36.960	15 -	40.661	102.3	46.385	93.9	1:27.046
2 -	40.219	104.4	47.467	92.7	1:27.686	16 -	41.049		46.223	94.7	1:27.272
3 -	41.010	100.5	48.023	92.2	1:29.033	17 -	40.455		47.342	94.3	1:27.797
4 -	41.112	97.1	48.430	92.3	1:29.542	18 -	40.468	107.7	46.389	95.3	1:26.857
5 -	42.445	98.4	49.380	91.3	1:31.825	19 -	39.987	108.4	46.046	<b>95.5</b>	1:26.033
6 -	41.754	103.7	48.084	92.8	1:29.838	20 -	<b>39.892</b>		47.945	94.1	1:27.837
7 -	41.949	100.8	48.149	92.1	1:30.098	21 -	40.107	<b>110.7</b>	<b>45.382</b>	95.1	<b>1:25.489</b>
8 -	42.142	102.5	48.275	91.9	1:30.417	22 -	40.107	108.2	47.100	94.8	1:27.207
9 -	42.232	107.0	47.761	91.6	1:29.993	23 -	40.076	106.4	47.224	94.1	1:27.300
10 -	42.704		47.889	89.4	1:30.593	24 -	39.939	107.0	46.018	94.1	1:25.957
11 -	42.280		In		2:25.068P	25 -	39.995	104.5	46.210	94.5	1:26.205
12 -	Out		47.114	94.8	1:30.934	26 -	40.158	107.0	46.170	92.8	1:26.328
13 -	40.298	101.8	46.881	94.3	1:27.179	27 -	40.114	105.4	46.260	92.8	1:26.374
14 -	40.402	104.2	48.326	92.2	1:28.728						
<b>74</b>	<b>A THURTL/BENNINGTON</b>					<b>D</b>	<b>Chevrolet Camaro</b>				
1 -		114.3	43.702	129.8	1:20.277	17 -	34.160	133.4	42.213	130.1	1:16.373
2 -	35.313	116.1	43.570	130.8	1:18.883	18 -	34.792	124.3	42.506	129.6	1:17.298
3 -	34.794	115.1	43.741	124.7	1:18.535	19 -	34.294	125.0	42.203	131.8	1:16.497
4 -	35.866	108.2	44.205	126.9	1:20.071	20 -	34.408	129.1	42.392	128.3	1:16.800
5 -	35.264	116.5	44.128	127.1	1:19.392	21 -	<b>33.653</b>	130.1	42.411	128.8	<b>1:16.064</b>
6 -	35.980	100.5	44.143	128.3	1:20.123	22 -	34.405	125.0	43.190	131.1	1:17.595
7 -	35.295	109.8	44.059	127.3	1:19.354	23 -	34.485	<b>134.5</b>	42.814	126.6	1:17.299
8 -	34.928	105.4	44.162	128.1	1:19.090	24 -	34.017	130.6	42.459	<b>132.1</b>	1:16.476
9 -	35.470	112.8	44.197	128.3	1:19.667	25 -	34.143	129.1	42.614	131.6	1:16.757
10 -	34.860	106.7	43.902	128.1	1:18.762	26 -	34.298	127.8	42.473	129.6	1:16.771
11 -	35.289	107.4	44.306	126.9	1:19.595	27 -	34.324	124.7	42.520	129.6	1:16.844
12 -	35.775	107.0	In		2:24.144P	28 -	34.100	130.3	42.125	130.8	1:16.225
13 -	Out	112.6	43.706	128.6	1:21.249	29 -	33.918	119.0	43.413	128.3	1:17.331
14 -	34.633	121.1	42.375	130.1	1:17.008	30 -	34.102	122.5	43.161	128.3	1:17.263
15 -	34.959	117.5	42.157	129.8	1:17.116	31 -	34.208	129.3	42.978	128.8	1:17.186
16 -	34.734	122.2	<b>41.985</b>	130.8	1:16.719						
<b>85</b>	<b>Clive DEATH</b>					<b>A</b>	<b>Mini Cooper S</b>				
1 -		114.9	47.226	100.3	1:34.386	16 -	39.155	110.6	45.555	100.2	1:24.710
2 -	39.327	107.7	46.069	99.7	1:25.396	17 -	38.823	110.0	45.290	98.1	1:24.113
3 -	39.383	112.0	45.332	98.4	1:24.715	18 -	38.807	<b>116.9</b>	44.779	98.4	1:23.586
4 -	38.658	114.7	44.731	98.8	1:23.389	19 -	38.459	113.7	44.799	99.0	1:23.258
5 -	38.897	107.2	45.265	98.3	1:24.162	20 -	38.878	110.4	44.765	99.4	1:23.643
6 -	38.818	110.4	45.200	98.0	1:24.018	21 -	<b>38.414</b>	116.7	<b>44.466</b>	99.6	<b>1:22.880</b>
7 -	39.166	111.7	45.360	99.3	1:24.526	22 -	38.786	114.5	45.107	99.3	1:23.893
8 -	39.135	112.0	45.262	98.8	1:24.397	23 -	39.257	111.8	46.096	98.1	1:25.353
9 -	39.075	113.9	44.880	99.4	1:23.955	24 -	39.197	114.7	45.308	99.0	1:24.505
10 -	38.468	111.3	45.028	99.0	1:23.496	25 -	38.627	110.2	45.375	99.4	1:24.002
11 -	39.417	111.3	45.902	<b>101.7</b>	1:25.319	26 -	38.486	111.5	44.914	98.8	1:23.400
12 -	39.130	109.5	45.107	98.7	1:24.237	27 -	38.939	112.2	45.279	97.5	1:24.218
13 -	38.714	113.6	45.744	98.4	1:24.458	28 -	38.801	111.7	45.512	98.7	1:24.313
14 -	38.813	112.2	In		2:24.757P	29 -	39.358	107.0	46.200	97.4	1:25.558
15 -	Out	112.4	44.923	98.4	1:26.684						
<b>88</b>	<b>Robin NORTH</b>					<b>C</b>	<b>Ford Falcon</b>				
1 -		109.1	48.129	<b>112.0</b>	1:32.058	11 -	38.454	109.3	47.178	105.8	1:25.632
2 -	38.674	106.2	46.742	107.4	1:25.416	12 -	41.722	99.1	47.066	104.9	1:28.788
3 -	43.305	110.2	47.142	108.2	1:30.447	13 -	38.676	104.7	46.773	105.7	1:25.449
4 -	<b>38.180</b>	110.6	48.172	100.5	1:26.352	14 -	39.547	108.4	In		2:42.668P
5 -	39.049	107.7	46.967	106.4	1:26.016	15 -	Out	108.2	49.612	104.5	1:34.225

Snetterton  
Circuit Length = 1.9520 miles  
Start: 17:57 End: 18:39

Weather / Track : Cloudy / Dry

# Heritage Grand Touring Car Challenge

## RACE B - SECTOR ANALYSIS

6 -	38.538	106.9	46.941	106.5	1:25.479	16 -	39.892	100.2	46.877	104.5	1:26.769
7 -	38.434	102.3	47.414	106.5	1:25.848	17 -	38.883	100.8	47.223	105.7	1:26.106
8 -	38.209	<b>116.7</b>	47.238	105.7	1:25.447	18 -	42.501	97.0	49.668	104.5	1:32.169
9 -	38.333	111.7	<b>46.572</b>	107.0	<b>1:24.905</b>	19 -	39.567	103.1	47.828	105.4	1:27.395
10 -	38.875	103.4	47.283	106.7	1:26.158						

# Heritage Grand Touring Car Challenge

## RACE B - SPEED TRAPS

SECTOR 1				SECTOR 2			FINISH LINE			
POS	NO	NAME	MPH	NO	NAME	MPH	NO	NAME	MPH	
1	23	COCHRANE/FILDES	140.4				23	COCHRANE/FILDES	139.2	
2	69	HOLLINS/HORSMAN	137.8				74	A THURTL/BENNINGTON	132.1	
3	74	A THURTL/BENNINGTON	134.5				3	SCRAGG/B THURTL	130.1	
4	32	RONCHETTI/SEAMAN	133.2				4	SHOESMITH/BARROW	128.6	
5	50	Harvey DEATH	130.1				69	HOLLINS/HORSMAN	122.9	
6	56	McCALLUM/BUSSELL	127.3				56	McCALLUM/BUSSELL	122.5	
7	3	SCRAGG/B THURTL	125.2				44	SEARLES/JARDINE	121.1	
8	44	SEARLES/JARDINE	124.7				50	Harvey DEATH	120.7	
9	47	COOKE/VERCHUEREN	124.0				32	RONCHETTI/SEAMAN	120.1	
10	41	BULL/COYNE	119.6				41	BULL/COYNE	112.0	
11	85	Clive DEATH	116.9				88	Robin NORTH	112.0	
12	88	Robin NORTH	116.7				46	David FALKINGHAM	111.8	
13	4	SHOESMITH/BARROW	114.1				47	COOKE/VERCHUEREN	111.7	
14	52	GODBOLD/MATTHEWS	110.9				85	Clive DEATH	101.7	
15	71	GLOVER/CANN	110.7				71	GLOVER/CANN	95.5	
16	46	David FALKINGHAM	105.2				52	GODBOLD/MATTHEWS	94.8	

Weather / Track : Cloudy / Dry

www.tsl-timing.com

Snetterton  
 Circuit Length = 1.9520 miles  
 Start: 17:57 End: 18:39

Printed - 18.41 Sunday, 02 August 2009

# Heritage Grand Touring Car Challenge

## RACE B - BEST SECTORS

SECTOR 1			SECTOR 2			IDEAL / BEST COMPARISON						
POS	NO	NAME	TIME	NO	NAME	TIME	POS	NO	NAME	IDEAL	BEST	DIFF
1	23	COCHRANE/FILDES	32.659	23	COCHRANE/FILDES	40.016	1	23	COCHRANE/FILDES	1:12.675	1:12.796	0.121
2	74	A THURTLER/BENNINGTON	33.653	32	RONCHETTI/SEAMAN	40.712	2	32	RONCHETTI/SEAMAN	1:14.991	1:15.141	0.150
3	3	SCRAGG/B THURTLER	33.720	69	HOLLINS/HORSMAN	41.253	3	3	SCRAGG/B THURTLER	1:15.117	1:15.488	0.371
4	69	HOLLINS/HORSMAN	34.136	3	SCRAGG/B THURTLER	41.397	4	69	HOLLINS/HORSMAN	1:15.389	1:15.389	0.000
5	32	RONCHETTI/SEAMAN	34.279	50	DEATH	41.603	5	74	A THURTLER/BENNINGTON	1:15.638	1:16.064	0.426
6	50	DEATH	34.846	74	A THURTLER/BENNINGTON	41.985	6	50	DEATH	1:16.449	1:16.659	0.210
7	56	McCALLUM/BUSSELL	35.342	56	McCALLUM/BUSSELL	43.054	7	56	McCALLUM/BUSSELL	1:18.396	1:18.557	0.161
8	4	SHOESMITH/BARROW	35.370	41	BULL/COYNE	43.592	8	44	SEARLES/JARDINE	1:19.147	1:19.147	0.000
9	44	SEARLES/JARDINE	35.536	44	SEARLES/JARDINE	43.611	9	4	SHOESMITH/BARROW	1:19.176	1:19.269	0.093
10	41	BULL/COYNE	36.347	4	SHOESMITH/BARROW	43.806	10	41	BULL/COYNE	1:19.939	1:19.985	0.046
11	47	COOKE/VERCHUEREN	36.641	47	COOKE/VERCHUEREN	44.336	11	47	COOKE/VERCHUEREN	1:20.977	1:20.996	0.019
12	88	NORTH	38.180	85	DEATH	44.466	12	85	DEATH	1:22.880	1:22.880	0.000
13	46	FALKINGHAM	38.301	46	FALKINGHAM	45.367	13	46	FALKINGHAM	1:23.668	1:23.958	0.290
14	85	DEATH	38.414	71	GLOVER/CANN	45.382	14	88	NORTH	1:24.752	1:24.905	0.153
15	71	GLOVER/CANN	39.892	52	GODBOLD/MATTHEWS	45.663	15	71	GLOVER/CANN	1:25.274	1:25.489	0.215
16	52	GODBOLD/MATTHEWS	40.014	88	NORTH	46.572	16	52	GODBOLD/MATTHEWS	1:25.677	1:25.935	0.258
<b>Perfect lap</b>										<b>1:12.675</b>		

Weather / Track : Cloudy / Dry

www.tsl-timing.com

Snetterton  
Circuit Length = 1.9520 miles  
Start: 17:57 End: 18:39

Printed - 18.41 Sunday, 02 August 2009

# Heritage Grand Touring Car Challenge

## RACE B - LAP CHART

Lap 1			Lap 2			Lap 3			Lap 4			Lap 5		
No	Behind	Laptime	No	Behind	Laptime	No	Behind	Laptime	No	Behind	Laptime	No	Behind	Laptime
3		1:18.199	3		1:16.015	3		1:16.206	3		1:15.732	3		1:15.642
74	2.078	1:20.277	74	4.946	1:18.883	74	7.275	1:18.535	32	9.004	1:15.994	32	8.807	1:15.445
69	4.289	1:22.488	69	8.040	1:19.766	32	8.742	1:16.117	74	11.614	1:20.071	74	15.364	1:19.392
44	5.906	1:24.105	32	8.831	1:16.497	69	11.547	1:19.713	23	14.027	1:16.659	23	15.535	1:17.150
56	6.430	1:24.629	44	9.918	1:20.027	23	13.100	1:16.825	69	14.518	1:18.703	69	17.475	1:18.599
32	8.349	1:26.548	23	12.481	1:18.392	44	13.801	1:20.089	44	19.327	1:21.258	44	23.380	1:19.695
47	8.559	1:26.758	56	14.890	1:24.475	4	19.989	1:20.546	50	24.663	1:19.361	50	27.567	1:18.546
4	9.305	1:27.504	4	15.649	1:22.359	50	21.034	1:19.136	4	25.482	1:21.225	4	30.793	1:20.953
23	10.104	1:28.303	47	15.770	1:23.226	56	21.666	1:22.982	56	27.692	1:21.758	56	33.896	1:21.846
41	10.877	1:29.076	41	17.944	1:23.082	47	22.656	1:23.092	47	28.949	1:22.025	47	35.686	1:22.379
50	11.753	1:29.952	50	18.104	1:22.366	41	25.049	1:23.311	41	32.781	1:23.464	41	40.474	1:23.335
46	13.122	1:31.321	46	21.065	1:23.958	46	28.922	1:24.063	46	37.512	1:24.322	46	46.735	1:24.865
88	13.859	1:32.058	88	23.260	1:25.416	85	34.077	1:24.715	85	41.734	1:23.389	85	50.254	1:24.162
85	16.187	1:34.386	85	25.568	1:25.396	88	37.501	1:30.447	88	48.121	1:26.352	88	58.495	1:26.016
52	18.127	1:36.326	52	29.028	1:26.916	52	39.519	1:26.697	52	50.199	1:26.412	52	1:01.158	1:26.601
71	18.761	1:36.960	71	30.432	1:27.686	71	43.259	1:29.033	71	57.069	1:29.542	71	1:13.252	1:31.825

# Heritage Grand Touring Car Challenge

## RACE B - LAP CHART

Lap 6			Lap 7			Lap 8			Lap 9			Lap 10		
No	Behind	Laptime	No	Behind	Laptime	No	Behind	Laptime	No	Behind	Laptime	No	Behind	Laptime
3		1:15.488	3		1:16.570	3		1:16.935	3		1:16.266	3		1:16.863
32	9.088	1:15.769	32	8.374	1:15.856	88	1 LAP	1:25.848	32	6.385	1:15.895	46	1 LAP	1:25.223
23	17.725	1:17.678	71	1 LAP	1:29.838	52	1 LAP	1:26.721	88	1 LAP	1:25.447	32	4.738	1:15.216
74	19.999	1:20.123	23	17.630	1:16.475	32	6.756	1:15.317	52	1 LAP	1:26.653	85	1 LAP	1:23.955
69	21.099	1:19.112	74	22.783	1:19.354	23	17.064	1:16.369	23	19.366	1:18.568	88	1 LAP	1:24.905
44	28.500	1:20.608	69	23.781	1:19.252	71	1 LAP	1:30.098	74	28.339	1:19.667	23	19.828	1:17.325
50	30.906	1:18.827	44	31.598	1:19.668	74	24.938	1:19.090	69	29.204	1:19.717	52	1 LAP	1:25.935
4	36.198	1:20.893	50	33.489	1:19.153	69	25.753	1:18.907	50	36.146	1:17.867	74	30.238	1:18.762
56	40.434	1:22.026	4	40.642	1:21.014	50	34.545	1:17.991	71	1 LAP	1:30.417	69	31.005	1:18.664
47	41.971	1:21.773	56	46.445	1:22.581	44	35.533	1:20.870	44	39.476	1:20.209	50	39.126	1:19.843
41	48.154	1:23.168	47	47.491	1:22.090	4	44.017	1:20.310	4	49.152	1:21.401	44	44.307	1:21.694
46	56.258	1:25.011	41	56.236	1:24.652	56	51.819	1:22.309	56	58.132	1:22.579	71	1 LAP	1:29.993
85	58.784	1:24.018	46	1:04.092	1:24.404	47	52.885	1:22.329	47	58.823	1:22.204	4	53.259	1:20.970
88	1:08.486	1:25.479	85	1:06.740	1:24.526	41	1:03.381	1:24.080	41	1:10.313	1:23.198	56	1:02.990	1:21.721
52	1:11.653	1:25.983				46	1:11.255	1:24.098				47	1:04.175	1:22.215
						85	1:14.202	1:24.397						

# Heritage Grand Touring Car Challenge

## RACE B - LAP CHART

Lap 11			Lap 12			Lap 13			Lap 14			Lap 15		
No	Behind	Laptime	No	Behind	Laptime	No	Behind	Laptime	No	Behind	Laptime	No	Behind	Laptime
3		1:16.158	3		1:15.784	3		1:16.891	3		1:16.780	32		1:15.964
41	1 LAP	1:23.294	32	5.353	1:16.557	47	1 LAP	1:22.297	32	2.294	1:15.141	23	1 LAP	1:14.549
32	4.580	1:16.000	41	1 LAP	1:22.940	32	3.933	1:15.471	23	1 LAP	1:16.456	47	1 LAP	1:21.919
46	1 LAP	1:25.113	46	1 LAP	1:24.893	23	1 LAP	2:14.142 P	47	1 LAP	1:23.140	46	2 LAPS	2:31.686 P
85	1 LAP	1:23.496	85	1 LAP	1:25.319	41	1 LAP	1:22.959	41	1 LAP	1:22.698	74	1 LAP	1:17.008
23	22.692	1:19.022	56	1 LAP	2:03.210 P	74	1 LAP	2:24.144 P	74	1 LAP	1:21.249	69	1 LAP	1:15.684
88	1 LAP	1:26.158	88	1 LAP	1:25.632	85	1 LAP	1:24.237	69	1 LAP	1:19.329	3	39.424	1:57.682 P
74	33.675	1:19.595	52	1 LAP	1:26.951	46	1 LAP	1:26.271	85	1 LAP	1:24.458	56	1 LAP	1:20.005
69	35.015	1:20.168	44	52.464	1:19.705	69	1 LAP	2:29.172 P	56	1 LAP	1:20.609	52	2 LAPS	2:22.636 P
52	1 LAP	1:28.879	4	1:04.701	1:21.101	56	1 LAP	1:22.688	50	1 LAP	1:21.939	50	1 LAP	1:18.498
50	42.615	1:19.647				50	1 LAP	2:33.972	88	1 LAP	1:25.449	4	1 LAP	2:18.710 P
44	48.543	1:20.394				88	1 LAP	1:28.788	44	59.554	1:20.112	23	1:14.018	1:13.892
4	59.384	1:22.283				44	56.222	1:20.649	71	2 LAPS	1:30.934			
71	1 LAP	1:30.593				52	1 LAP	1:26.915						
47	1:10.966	1:22.949				71	2 LAPS	2:25.068						
						4	1:09.457	1:21.647						

# Heritage Grand Touring Car Challenge

## RACE B - LAP CHART

Lap 16			Lap 17			Lap 18			Lap 19			Lap 20		
No	Behind	Laptime	No	Behind	Laptime	No	Behind	Laptime	No	Behind	Laptime	No	Behind	Laptime
32		1:16.011	32		1:16.374	32		1:16.307	3		1:16.838	3		1:18.047
71	3 LAPS	1:27.179	71	3 LAPS	1:28.728	47	2 LAPS	1:26.250	32	1.286	2:02.989 P	71	3 LAPS	1:27.797
41	2 LAPS	2:32.066 P	41	2 LAPS	1:23.945	88	3 LAPS	1:34.225	44	1 LAP	1:20.358	32	4.367	1:21.128
85	2 LAPS	2:24.757 P	74	1 LAP	1:16.719	71	3 LAPS	1:27.046	85	2 LAPS	1:24.113	44	1 LAP	1:21.124
74	1 LAP	1:17.116	69	1 LAP	1:15.768	41	2 LAPS	1:20.468	50	1 LAP	1:16.659	50	1 LAP	1:17.168
69	1 LAP	1:15.599	85	2 LAPS	1:26.684	74	1 LAP	1:16.373	56	1 LAP	1:18.963	56	1 LAP	1:19.064
44	1 LAP	2:06.370 P	44	1 LAP	1:23.939	69	1 LAP	1:17.273	23	18.558	1:14.539	23	13.905	1:13.394
46	2 LAPS	1:26.518	3	43.407	1:16.984	44	1 LAP	1:21.110	46	2 LAPS	1:26.789	85	2 LAPS	1:23.586
3	42.797	1:19.384	46	2 LAPS	1:25.260	3	44.865	1:17.765	4	1 LAP	1:21.738	46	2 LAPS	1:25.948
56	1 LAP	1:19.000	56	1 LAP	1:18.557	85	2 LAPS	1:24.710	47	1 LAP	1:22.051	4	1 LAP	1:20.661
50	1 LAP	1:17.909	50	1 LAP	1:17.312	56	1 LAP	1:20.542	88	2 LAPS	1:26.106	47	1 LAP	1:21.557
4	1 LAP	1:23.876	4	1 LAP	1:20.986	50	1 LAP	1:19.560	74	1:01.971	1:16.497	74	1:00.724	1:16.800
52	2 LAPS	1:33.447	23	1:08.417	1:13.988	46	2 LAPS	1:26.137	69	1:02.821	1:16.729	69	1:01.186	1:16.412
88	2 LAPS	2:42.668 P	52	2 LAPS	1:27.897	23	1:05.722	1:13.612	41	1 LAP	1:19.985	41	1 LAP	1:20.067
47	1 LAP	2:14.477 P				4	1 LAP	1:21.483	52	2 LAPS	1:30.106	88	2 LAPS	1:32.169
23	1:10.803	1:12.796				47	1 LAP	1:22.234						
						88	2 LAPS	1:26.769						

# Heritage Grand Touring Car Challenge

## RACE B - LAP CHART

Lap 21			Lap 22			Lap 23			Lap 24			Lap 25		
No	Behind	Laptime	No	Behind	Laptime	No	Behind	Laptime	No	Behind	Laptime	No	Behind	Laptime
3		1:17.341	3		1:18.782	3		1:17.133	23		1:14.463	3		1:17.281
32	3.710	1:16.684	32	2.047	1:17.119	41	2 LAPS	1:20.995	46	3 LAPS	1:51.737 P	32	5.514	1:22.035
52	3 LAPS	1:29.999	88	3 LAPS	1:27.395	23	1.810	1:13.185	3	1.707	1:17.980	41	2 LAPS	1:22.182
44	1 LAP	1:20.333	23	5.758	1:14.373	32	1.888	1:16.974	32	2.467	1:16.852	46	3 LAPS	1:32.629
50	1 LAP	1:16.961	50	1 LAP	1:18.304	50	1 LAP	1:18.319	41	2 LAPS	1:22.249	50	1 LAP	1:21.623
23	10.167	1:13.603	44	1 LAP	1:20.982	44	1 LAP	1:20.310	50	1 LAP	1:19.174	44	1 LAP	1:21.625
71	3 LAPS	1:26.857	56	1 LAP	1:19.535	56	1 LAP	1:19.155	44	1 LAP	1:19.385	56	1 LAP	1:19.640
56	1 LAP	1:19.204	52	3 LAPS	1:30.225	85	2 LAPS	1:22.880	56	1 LAP	1:19.154	85	2 LAPS	1:25.353
85	2 LAPS	1:23.258	71	3 LAPS	1:26.033	71	3 LAPS	1:27.837	85	2 LAPS	1:23.893	4	1 LAP	1:20.541
46	2 LAPS	1:24.024	85	2 LAPS	1:23.643	4	1 LAP	1:20.015	71	3 LAPS	1:25.489	71	3 LAPS	1:27.207
4	1 LAP	1:20.420	4	1 LAP	1:19.269	52	3 LAPS	1:39.628	4	1 LAP	1:20.102	69	52.418	1:16.000
47	1 LAP	1:21.432	46	2 LAPS	1:24.884	69	55.996	1:15.389	52	3 LAPS	1:30.090	74	56.398	1:16.757
74	59.447	1:16.064	47	1 LAP	1:20.996	74	58.426	1:17.299	69	55.406	1:15.683	52	3 LAPS	1:30.933
69	59.864	1:16.019	69	57.740	1:16.658	47	1 LAP	1:22.814	74	58.629	1:16.476			
41	1 LAP	1:22.394	74	58.260	1:17.595				47	1 LAP	1:21.600			

# Heritage Grand Touring Car Challenge

## RACE B - LAP CHART

Lap 26			Lap 27			Lap 28			Lap 29			Lap 30		
No	Behind	Laptime	No	Behind	Laptime	No	Behind	Laptime	No	Behind	Laptime	No	Behind	Laptime
32		1:18.091	32		1:17.738	32		1:18.003	32		1:17.872	32		1:17.680
41	2 LAPS	1:20.315	41	2 LAPS	1:20.330	52	4 LAPS	1:30.344	50	1 LAP	1:17.662	50	1 LAP	1:19.841
47	2 LAPS	1:45.668 P	50	1 LAP	1:17.669	50	1 LAP	1:17.994	41	2 LAPS	1:20.261	3	17.055	1:18.151
3	9.675	1:33.280 P	3	15.684	1:23.747	41	2 LAPS	1:20.696	3	16.584	1:17.897	41	2 LAPS	1:22.002
50	1 LAP	1:19.822	47	2 LAPS	1:27.614	3	16.559	1:18.878	52	4 LAPS	1:31.123	56	1 LAP	1:18.798
44	1 LAP	1:20.504	56	1 LAP	1:20.779	56	1 LAP	1:18.835	56	1 LAP	1:18.745	47	2 LAPS	1:21.675
56	1 LAP	1:19.129	46	3 LAPS	1:25.288	47	2 LAPS	1:22.744	47	2 LAPS	1:21.561	52	4 LAPS	1:29.657
46	3 LAPS	1:26.828	44	1 LAP	1:31.561	46	3 LAPS	1:24.606	44	1 LAP	1:20.315	44	1 LAP	1:19.147
4	1 LAP	1:20.615	69	43.356	1:16.504	44	1 LAP	1:19.796	46	3 LAPS	1:26.272	69	39.663	1:16.091
69	44.590	1:15.777	4	1 LAP	1:20.091	69	42.754	1:17.401	69	41.252	1:16.370	74	45.934	1:17.263
85	2 LAPS	1:24.505	74	48.670	1:16.844	74	46.892	1:16.225	74	46.351	1:17.331	46	3 LAPS	1:27.353
74	49.564	1:16.771	85	2 LAPS	1:24.002	4	1 LAP	1:20.308	4	1 LAP	1:21.208	4	1 LAP	1:20.997
71	3 LAPS	1:27.300	71	3 LAPS	1:25.957	85	2 LAPS	1:23.400	85	2 LAPS	1:24.218	85	2 LAPS	1:24.313
52	3 LAPS	1:30.350				71	3 LAPS	1:26.205	71	3 LAPS	1:26.328			

# Heritage Grand Touring Car Challenge

## RACE B - LAP CHART

Lap 31		
No	Behind	Laptime
32		1:17.026
71	4 LAPS	1:26.374
3	19.387	1:19.358
41	2 LAPS	1:22.222
56	1 LAP	1:18.772
47	2 LAPS	1:21.820
44	1 LAP	1:19.911
69	40.710	1:18.073
74	46.094	1:17.186
52	4 LAPS	1:29.991
4	1 LAP	1:21.726
46	3 LAPS	1:26.963
85	2 LAPS	1:25.558

# Heritage Grand Touring Car Challenge

## RACE B - POSITION CHART

No	Name	Laps																																	
		Pos	1	2	3	4	5	6	7	8	9	10	11	12	13	14	15	16	17	18	19	20	21	22	23	24	25	26	27	28	29	30	31		
3	SCRAGG/B THURTLE	1	3	3	3	3	3	3	3	3	3	3	3	3	3	3	3	3	3	3	3	3	3	3	3	3	3	3	3	3	3	3	3	3	
74	A THURTLE/BENNING	2	74	74	74	32	32	32	32	32	32	32	32	32	32	32	3	3	3	3	32	32	32	32	23	3	32	3	3	3	3	3	3	3	3
69	HOLLINS/HORSMAN	3	69	69	32	74	74	23	23	23	23	23	23	44	44	44	23	23	23	23	23	23	23	23	32	32	69	69	69	69	69	69	69	69	69
44	SEARLES/JARDINE	4	44	32	69	23	23	74	74	74	74	74	74	4	4	23	74	74	74	74	74	74	74	69	69	69	74	74	74	74	74	74	74	74	74
56	McCALLUM/BUSSELL	5	56	44	23	69	69	69	69	69	69	69	69	47	23	47	69	69	69	69	69	69	69	74	74	74	50	50	50	50	50	50	50	56	
32	RONCHETTI/SEAMAN	6	32	23	44	44	44	44	44	50	50	50	50	23	47	74	44	44	44	44	44	44	44	50	50	50	50	44	56	56	56	56	56	44	
47	COOKE/VERCHUEREN	7	47	56	4	50	50	50	50	44	44	44	44	41	41	69	56	56	56	50	50	50	44	44	44	44	44	56	44	44	44	44	44	4	
4	SHOESMITH/BARROW	8	4	4	50	4	4	4	4	4	4	4	4	74	74	56	50	50	50	56	56	56	56	56	56	56	56	4	4	4	4	4	4	4	
23	COCHRANE/FILDES	9	23	47	56	56	56	56	56	56	56	56	47	85	69	50	4	4	4	4	4	4	4	4	4	4	4	41	41	41	41	41	41	41	
41	BULL/COYNE	10	41	41	47	47	47	47	47	47	47	47	41	46	85	4	47	47	47	47	47	47	47	47	47	47	41	47	47	47	47	47	47	47	
50	Harvey DEATH	11	50	50	41	41	41	41	41	41	41	41	46	69	56	41	41	41	41	41	41	41	41	41	41	41	47	85	85	85	85	85	85	85	
46	David FALKINGHAM	12	46	46	46	46	46	46	46	46	46	46	85	56	50	85	85	85	85	85	85	85	85	85	85	85	85	85	46	46	46	46	46	46	
88	Robin NORTH	13	88	88	85	85	85	85	85	85	85	85	56	50	88	46	46	46	46	46	46	46	46	46	46	46	46	71	71	71	71	71	71	71	
85	Clive DEATH	14	85	85	88	88	88	88	88	88	88	88	88	46	52	52	88	88	88	88	88	88	71	71	71	71	71	52	52	52	52	52	52	52	
52	GODBOLD/MATTHEWS	15	52	52	52	52	52	52	52	52	52	52	52	52	52	52	88	88	52	52	52	52	52	52	52	52	52	52	52	52	52	52	52	52	
71	GLOVER/CANN	16	71	71	71	71	71	71	71	71	71	71	71	71	71	71	71	71	71	71	71	71	71	71	71	71	71	71	71	71	71	71	71	71	