

Heritage Grand Touring Car Challenge

Donington Park, UK
15th – 16th July 2009

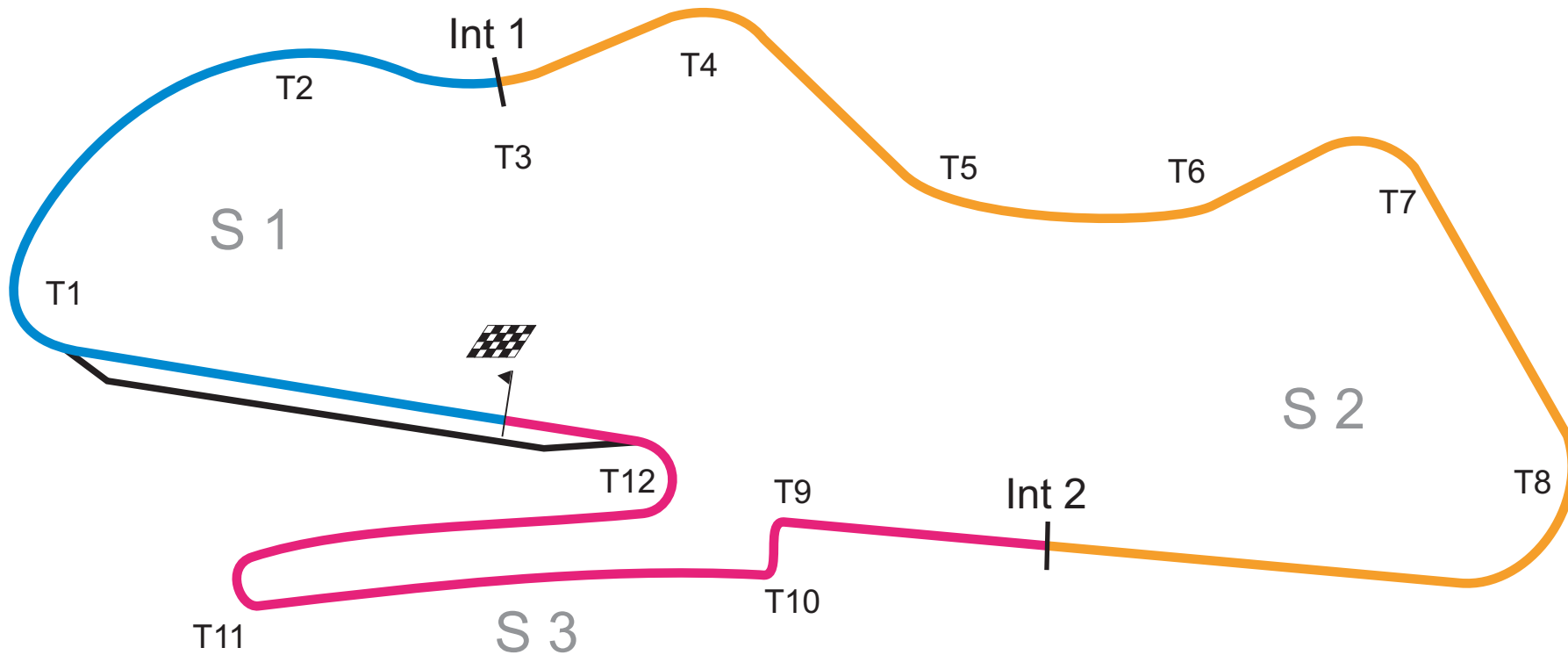


Timing and Results by MST SYSTEMS LTD

www.mstworld.com



Donington - Rounds 9 & 10 15-16 August 2009



- ▲ Start line
- ▣ Finish & Timing "Line"
- Start Line Offset - 0,060 Km
- Int 1 = @ 0,950 Km
- Int 2 = @ 2,650 Km
- Circuit Centerline 4,023 Km
- Pit Out @ 0,236 Km
- T = Number of Turn S = Sector

Heritage Grand Touring Car Challenge

QUALIFYING FOR RACE 4

POS	NO	CL	DRIVER	CAR	TIME	LAPS	GAP	KPH
1	27	D	Wilson	MG BGT V8	1:47.306	10		134.96
2	50	I	Death	Mini Cooper S	1:47.807	10	0.501	134.34
3	23	D	Cochrane/Fildes	Sunbeam Tiger	1:48.123	5	0.817	133.94
4	21	B	Voyce/Mountain	Ford Escort Mk1	1:48.408	10	1.102	133.59
5	56	E	McCallum/Bussell	Aston Martin DB5	1:48.738	10	1.432	133.19
6	28	E	Brown/Brown	Aston Martin DB4 Lightweight	1:50.807	9	3.501	130.70
7	59	E	King/Worthington	Aston Martin DB4	1:51.862	4	4.556	129.47
8	51	C	Hyde/Hyde	Ford Escort Mk1	1:52.960	8	5.654	128.21
9	48	C	Smart	Aston Martin DBS V8	1:54.667	10	7.361	126.30
10	1	C	Cann/Williams	Aston Martin DBS V8	1:56.601	9	9.295	124.20
11	44	C	Goddard/Coyne	Ferrari 308 GTB	1:56.633	7	9.327	124.17
12	36	C	White	Jaguar E-Type	1:57.721	10	10.415	123.02
13	76	A	Goff/Youles	Mini Cooper S	2:00.503	9	13.197	120.18
14	64	C	Collett	Rivolta GT	2:02.790	10	15.484	117.94

Weather/Track: Sun °/Dry °

These results are provisional until the conclusion of any judicial and technical matters.

Donington Park
Circuit Length = 4.0230 km.
Start: 14:28 End: 14:48

Race Director:	Steward:	Timekeeper:
----------------	----------	-------------

Heritage Grand Touring Car Challenge

Qualifying - Sector Analysis Report

Lap S1 Time S1 Spd S2 Time S2 Spd S3 Time S3 Spd Lap Time Pit Lap S1 Time S1 Spd S2 Time S2 Spd S3 Time S3 Spd Lap Time Pit

1 CANN						Aston Martin DBS V8					C
1	8:57.493	132.5	50.079	52.557	10:40.129	6	28.011	120.1	50.494	53.470	2:11.975 Pit
2	27.525	140.6	48.935	50.761	2:07.221	7	1:22.744	152.9	46.076	48.441	2:57.261
3	27.164	140.8	49.525	52.794	2:09.483 Pit	8	24.741	161.9	45.077	46.783	1:56.601
4	1:20.695	122.3	51.862	50.648	3:03.205	9	25.208	123.7	45.926	48.468	1:59.602
5	26.487	133.0	52.860	49.813	2:09.160						

21 VOYCE						Ford Escort Mk1					B
1	8:50.931	145.3	44.160	45.765	10:20.856	7	25.029	147.7	45.202	45.484	1:55.715
2	23.837	159.5	42.776	43.265	1:49.878	8	24.330	157.8	44.411	45.111	1:53.852
3	23.296	167.1	42.812	44.215	1:50.323	9	24.519	151.0	44.919	44.974	1:54.412
4	23.119	168.4	42.358	42.931	1:48.408	10	24.805	152.5	46.945	54.509	2:06.259 Pit
5	23.885	159.5	44.321	49.638	1:57.844 Pit						
6	1:45.180	138.4	47.281	46.376	3:18.837						

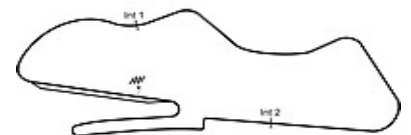
23 COCHRANE						Sunbeam Tiger					D
1	8:47.655	137.4	46.476	48.244	10:22.375	4	22.872	153.6	41.840	43.411	1:48.123
2	23.633	148.7	41.901	44.035	1:49.569	5	23.604	152.9	42.570	59.282	2:05.456 Pit
3	23.085	158.5	42.013	45.158	1:50.256						

27 WILSON						MG BGT V8					D
1	8:58.118	136.5	50.305	47.256	10:35.679	7	22.847	177.3	42.418	43.293	1:48.558
2	24.601	170.6	42.978	44.787	1:52.366	8	26.870	137.7	52.609	48.960	2:08.439
3	22.948	172.2	42.160	43.585	1:48.693	9	22.806	175.6	52.266	54.015	2:09.087
4	22.852	173.3	41.876	42.751	1:47.479	10	22.762	179.7	41.771	58.846	2:03.379 Pit
5	22.882	177.9	42.008	43.046	1:47.936						
6	22.852	173.0	42.055	42.399	1:47.306						

28 BROWN						Aston Martin DB4 Lightweight					E
1	8:52.878	139.8	44.618	46.227	10:23.723	6	1:25.223	133.4	49.492	47.326	3:02.041
2	24.045	156.2	43.609	44.554	1:52.208	7	24.816	153.6	45.906	46.031	1:56.753
3	23.641	161.6	43.293	45.060	1:51.994	8	24.252	163.1	44.434	47.239	1:55.925
4	23.815	151.8	42.727	44.265	1:50.807	9	24.102	165.8	45.045	1:00.383	2:09.530 Pit
5	23.826	158.5	44.153	55.600	2:03.579 Pit						

36 WHITE						Jaguar E-Type					C
1	9:01.035	124.5	50.711	50.505	10:42.251	7	25.496	143.6	46.821	48.460	2:00.777
2	29.454	113.6	52.523	52.363	2:14.340	8	25.480	145.3	46.348	49.773	2:01.601
3	25.156	141.9	46.007	48.010	1:59.173	9	25.132	152.3	46.591	48.352	2:00.075
4	24.740	153.6	45.947	47.034	1:57.721	10	27.930	138.6	50.872	54.054	2:12.856 Pit
5	24.812	149.3	47.746	48.374	2:00.932						
6	25.158	147.5	47.153	48.916	2:01.227						

44 GODDARD						Ferrari 308 GTB					C
1	9:05.812	122.0	54.715	49.563	10:50.090	5	24.742	170.0	45.466	46.950	1:57.158
2	25.696	145.9	47.168	46.104	1:58.968	6	24.343	172.5	51.379	46.280	2:02.002
3	25.988	136.8	45.992	47.952	1:59.932	7	25.294	166.4	46.303	45.960	1:57.557
4	24.703	164.8	45.475	46.455	1:56.633						



Circuit Length - 4.023 kilometres
Donington Park
Donington

Weather/Track : Sun / Dry

Heritage Grand Touring Car Challenge Qualifying - Sector Analysis Report

Lap S1 Time S1 Spd S2 Time S2 Spd S3 Time S3 Spd Lap Time Pit Lap S1 Time S1 Spd S2 Time S2 Spd S3 Time S3 Spd Lap Time Pit

48 SMART

SMART						Aston Martin DBS V8				C	
1	8:51.560	111.9	49.851	50.062	10:31.473	7	25.934	135.8	45.350	46.766	1:58.050
2	25.216	149.5	45.472	47.817	1:58.505	8	25.126	155.1	45.053	46.072	1:56.251
3	25.196	152.5	44.434	45.984	1:55.614	9	24.757	155.3	44.007	46.214	1:54.978
4	24.882	144.1	44.606	45.681	1:55.169	10	25.478	137.0	50.769	50.075	2:06.322 Pit
5	24.712	155.3	44.838	45.961	1:55.511						
6	24.720	157.6	44.317	45.630	1:54.667						

50 DEATH

DEATH						Mini Cooper S				I	
1	8:46.100	134.1	49.071	48.006	10:23.177	7	23.570	160.2	42.774	42.888	1:49.232
2	24.393	151.2	43.888	45.122	1:53.403	8	23.768	151.6	42.744	42.968	1:49.480
3	24.354	154.2	42.901	46.008	1:53.263	9	23.273	161.4	41.828	43.065	1:48.166
4	23.771	158.3	43.941	43.148	1:50.860	10	23.683	162.8	41.794	42.330	1:47.807
5	23.500	160.9	42.786	53.417	1:59.703 Pit						
6	2:46.484	157.8	42.958	44.442	4:13.884						

51 HYDE

HYDE						Ford Escort Mk1				C	
1	8:50.084	123.2	50.952	49.210	10:30.246	6	23.949	161.1	43.609	46.060	1:53.618
2	24.781	147.9	46.493	46.572	1:57.846	7	23.768	166.1	43.846	45.346	1:52.960
3	24.758	148.5	45.016	46.210	1:55.984	8	24.866	169.8	43.489	52.687	2:01.042 Pit
4	24.866	148.3	45.214	55.255	2:05.335 Pit						
5	1:41.531	154.2	45.055	48.494	3:15.080						

56 CALLUM

CALLUM						Aston Martin DB5				E	
1	8:41.505	139.8	46.950	45.258	10:13.713	7	26.251	155.1	45.782	46.021	1:58.054
2	23.298	177.0	42.590	43.685	1:49.573	8	24.524	156.9	45.966	46.329	1:56.819
3	23.244	166.1	43.000	43.020	1:49.264	9	24.366	159.5	45.927	46.610	1:56.903
4	23.077	170.8	42.533	43.128	1:48.738	10	24.556	159.0	45.798	45.427	1:55.781
5	23.134	166.9	42.329	47.067	1:52.530 Pit						
6	2:13.624	120.2	56.037	57.652	4:07.313						

59 KING

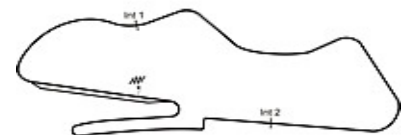
KING						Aston Martin DB4				E	
1	8:42.326	140.0	46.972	46.063	10:15.361	4	23.400	168.4	43.477	45.653	1:52.530
2	23.758	163.1	43.138	44.966	1:51.862						
3	23.330	167.9	43.261	58.607	2:05.198						

64 COLLETT

COLLETT						Rivolta GT				C	
1	9:05.163	118.5	53.825	54.992	10:53.980	7	26.782	150.0	47.316	49.264	2:03.362
2	28.982	125.0	49.986	51.042	2:10.010	8	27.437	137.7	49.062	49.857	2:06.356
3	27.182	147.1	48.763	49.239	2:05.184	9	26.252	152.7	47.771	49.878	2:03.901
4	26.933	147.7	48.649	48.686	2:04.268	10	26.555	154.9	47.683	48.552	2:02.790
5	27.110	141.3	49.922	50.974	2:08.006						
6	26.980	136.3	48.842	48.682	2:04.504						

76 GOFF

GOFF						Mini Cooper S				A	
1	8:47.020	145.5	50.695	49.909	10:27.624	6	25.778	154.5	47.243	48.011	2:01.032
2	25.925	156.2	48.095	53.506	2:07.526 Pit	7	25.844	151.8	46.841	47.818	2:00.503
3	1:14.980	154.5	47.322	48.864	2:51.166	8	25.862	150.2	47.490	53.068	2:06.420 Pit
4	26.281	153.4	47.579	47.993	2:01.853	9	2:01.598	118.4	53.822	51.555	3:46.975
5	25.876	158.1	48.286	48.151	2:02.313						



Weather/Track : Sun / Dry

Circuit Length - 4.023 kilometres
Donington Park
Donington

Printed at 14:55, Saturday, 15 August, 2009

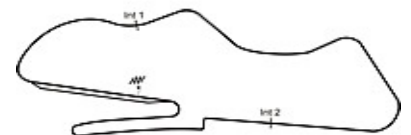
© MST Systems Ltd, 2005 (www.mstworld.com)

Page 2

Heritage Grand Touring Car Challenge

Qualifying - Best Sector Speeds Report

SECTOR 1				SECTOR 2		SECTOR 3						
POS	NO	NAME	SPEED	LAP	NO	SPEED	TRAP	AVAILABLE	NO	NAME	SPEED	LAP
1	27	WILSON	179.7	10								
2	56	CALLUM	177.0	2								
3	44	GODDARD	172.5	6								
4	51	HYDE	169.8	8								
5	21	VOYCE	168.4	4								
6	59	KING	168.4	4								
7	28	BROWN	165.8	9								
8	50	DEATH	162.8	10								
9	1	CANN	161.9	8								
10	23	COCHRANE	158.5	3								
11	76	GOFF	158.1	5								
12	48	SMART	157.6	6								
13	64	COLLETT	154.9	10								
14	36	WHITE	153.6	4								



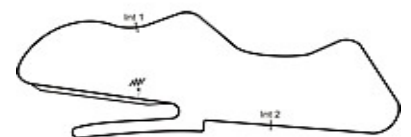
Weather/Track : Sun / Dry

Circuit Length - 4.023 kilometres
Donington Park
Donington

Heritage Grand Touring Car Challenge Qualifying - Best Sector Times Report

POS	NO	SECTOR 1		SECTOR 2		SECTOR 3		IDEAL/BEST LAP COMPARISON							
		TIME	LAP	NO	TIME	LAP	NO	TIME	LAP	NO	NAME	IDEAL	BEST	LAP	DIFF
1	27	22.762	10	27	41.771	10	50	42.330	10	27	WILSON	1:46.932	1:47.306	6	+ 0.374
2	23	22.872	4	50	41.794	10	27	42.399	6	50	DEATH	1:47.397	1:47.807	10	+ 0.410
3	56	23.077	4	23	41.840	4	21	42.931	4	23	COCHRANE	1:48.123	1:48.123	4	+ 0.000
4	21	23.119	4	56	42.329	5	56	43.020	3	21	VOYCE	1:48.408	1:48.408	4	+ 0.000
5	50	23.273	9	21	42.358	4	23	43.411	4	56	CALLUM	1:48.426	1:48.738	4	+ 0.312
6	59	23.330	3	28	42.727	4	28	44.265	4	28	BROWN	1:50.633	1:50.807	4	+ 0.174
7	28	23.641	3	59	43.138	2	59	44.966	2	59	KING	1:51.434	1:51.862	2	+ 0.428
8	51	23.768	7	51	43.489	8	51	45.346	7	51	HYDE	1:52.603	1:52.960	7	+ 0.357
9	44	24.343	6	48	44.007	9	48	45.630	6	48	SMART	1:54.349	1:54.667	6	+ 0.318
10	48	24.712	5	1	45.077	8	44	45.960	7	44	GODDARD	1:55.769	1:56.633	4	+ 0.864
11	36	24.740	4	44	45.466	5	1	46.783	8	1	CANN	1:56.601	1:56.601	8	+ 0.000
12	1	24.741	8	36	45.947	4	36	47.034	4	36	WHITE	1:57.721	1:57.721	4	+ 0.000
13	76	25.778	6	76	46.841	7	76	47.818	7	76	GOFF	2:00.437	2:00.503	7	+ 0.066
14	64	26.252	9	64	47.316	7	64	48.552	10	64	COLLETT	2:02.120	2:02.790	10	+ 0.670

'Perfect Lap' - 1:46.863




Circuit Length - 4.023 kilometres
Donington Park
Donington

Weather/Track : Sun / Dry

Heritage Grand Touring Car Challenge

GRID FOR RACE 4

ROW 7	76 Goff/Youles	64 Collett
ROW 6	44 Goddard/Coyne	36 White
ROW 5	48 Smart	1 Cann/Williams
ROW 4	59 King/Worthington	51 Hyde/Hyde
ROW 3	56 McCallum/Bussell	28 Brown/Brown
ROW 2	23 Cochrane/Fildes	21 Voyce/Mountain
ROW 1	27 Wilson	50 Death
	POLE	
		

Weather/Track: Sun °/Dry °

These results are provisional until the conclusion of any judicial and technical matters.

Donington Park
Circuit Length = 4.0230 km.
Start: 14:28 End: 14:48

Race Director:	Steward:	Timekeeper:
----------------	----------	-------------

Heritage Grand Touring Car Challenge

RACE 1 - CLASSIFICATION

POS	NO	CL	DRIVER	CAR	TIME	LAPS	GAP	KPH	BEST
1	27	D	Wilson	MG BGT V8	24:06.171	13		130.04	1:45.816
2	50	I	Death	Mini Cooper S	24:18.222	13	12.051	128.96	1:44.104
3	21	B	Voyce/Mountain	Ford Escort Mk1	24:33.265	13	27.094	127.64	1:47.036
4	28	E	Brown/Brown	Aston Martin DB4 Lightweight	24:52.559	13	46.388	125.99	1:49.383
5	51	C	Hyde/Hyde	Ford Escort Mk1	25:09.036	13	1:02.865	124.62	1:49.696
6	48	C	Smart	Aston Martin DBS V8	24:08.078	12	1 LAP	119.86	1:53.448
7	1	C	Williams/Cann	Aston Martin DBS V8	25:08.470	12	1 LAP	115.06	1:57.652
8	64	C	Collett	Rivolta GT	26:09.037	12	1 LAP	110.62	2:00.341

NOT CLASSIFIED

56	E	McCallum/Bussell	Aston Martin DB5	21:28.052	11	D.N.F.	123.51	1:49.211
36	C	White	Jaguar E-Type	17:25.255	8	D.N.F.	110.63	1:57.364
76	A	Youles/Goff	Mini Cooper S	10:05.318	5	D.N.F.	119.27	1:58.993

FASTEST LAP

50	I	Death	Mini Cooper S	1:44.104	12	139.11kph	86.44mph
27	D	Wilson	MG BGT V8	1:45.816	7	136.86kph	85.04mph
21	B	Voyce/Mountain	Ford Escort Mk1	1:47.036	13	135.30kph	84.07mph
56	E	McCallum/Bussell	Aston Martin DB5	1:49.211	11	132.61kph	82.40mph
51	C	Hyde/Hyde	Ford Escort Mk1	1:49.696	4	132.02kph	82.03mph
76	A	Youles/Goff	Mini Cooper S	1:58.993	5	121.71kph	75.62mph

Race stopped car 23.

Weather/Track: Sun °/Dry °

These results are provisional until the conclusion of any judicial and technical matters.

Donington Park

Circuit Length = 4.0230 km.

Start: 9:43 End: 10:10

Race Director:	Steward:	Timekeeper:
----------------	----------	-------------

Heritage Grand Touring Car Challenge

Race 1 - Sector Analysis Report

Lap S1 Time S1 Spd S2 Time S2 Spd S3 Time S3 Spd Lap Time Pit Lap S1 Time S1 Spd S2 Time S2 Spd S3 Time S3 Spd Lap Time Pit

1 WILLIAMS						Aston Martin DBS V8						C			
1	29.372	135.1	49.247	47.814	160.3	2:06.433	8	26.360	150.6	46.527	48.787	138.4	2:01.674		
2	26.160	140.8	47.428	47.084	156.5	2:00.672	9	26.338	152.1	47.211	47.669	152.8	2:01.218		
3	25.753	140.8	49.644	47.769	137.8	2:03.166	10	25.909	146.7	45.633	47.848	152.8	1:59.390		
4	26.474	145.3	48.737	48.981	137.8	2:04.192	11	25.410	161.4	46.411	46.818	147.9	1:58.639		
5	26.201	156.7	46.966	47.365	160.3	2:00.532	12	25.520	157.4	45.863	46.269	158.0	1:57.652		
6	25.956	149.5	47.607	50.838		2:04.401 Pit									
7	1:13.122	150.4	47.617	49.762	144.6	2:50.501									

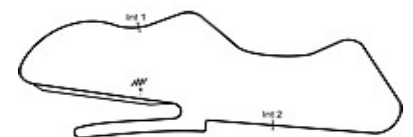
21 VOYCE						Ford Escort Mk1						B			
1	26.471	146.5	44.367	44.786	162.8	1:55.624	8	23.633	179.4	43.147	47.655		1:54.435 Pit		
2	23.857	162.1	43.080	44.691	162.8	1:51.628	9	1:05.312	161.4	43.070	43.250	164.4	2:31.632		
3	23.627	158.1	43.568	42.718	167.0	1:49.913	10	23.122	171.7	42.355	42.464	166.1	1:47.941		
4	23.464	166.4	42.788	43.618	162.8	1:49.870	11	22.811	164.8	41.961	42.657	167.0	1:47.429		
5	23.565	176.7	43.883	43.323	165.3	1:50.771	12	22.722	171.9	42.133	42.412	165.3	1:47.267		
6	23.414	175.3	43.221	43.040	162.0	1:49.675	13	22.734	178.8	41.850	42.452	166.1	1:47.036		
7	23.588	173.9	43.147	43.309	165.3	1:50.044									

23 COCHRANE						Sunbeam Tiger						D			
1	25.422	160.2		1:24.467	186.2	1:49.889	8	22.417	163.1		1:23.388	184.0	1:45.805		
2	23.328	154.9		1:24.221	190.5	1:47.549	9	22.383	157.8		1:23.024	187.2	1:45.407		
3	22.613	164.1		1:26.572	173.2	1:49.185	10	22.284	157.2		1:31.583		1:53.867 Pit		
4	23.046	159.7		1:23.659	184.0	1:46.705	11	1:21.811	145.3		1:25.567	186.2	2:47.378		
5	22.169	160.2		1:24.019	187.2	1:46.188	12	22.197	172.2		1:23.373	188.3	1:45.570		
6	23.374	163.3		1:23.438	186.2	1:46.812	13	22.128	170.0		1:22.657	188.3	1:44.785		
7	22.018	165.6		1:23.575	183.0	1:45.593									

27 WILSON						MG BGT V8						D			
1	25.595	158.1	43.258	42.793	150.0	1:51.646	8	22.565	170.6	41.783	41.511	171.4	1:45.859		
2	23.095	169.2	42.034	42.497	170.5	1:47.626	9	22.626	178.8	41.507	43.760		1:47.893 Pit		
3	22.560	171.1	41.912	41.696	171.4	1:46.168	10	1:12.809	170.3	42.388	42.335	173.2	2:37.532		
4	22.682	174.7	42.049	41.912	173.2	1:46.643	11	23.114	162.8	42.291	42.570	170.5	1:47.975		
5	22.675	172.2	42.035	42.497	173.2	1:47.207	12	22.839	177.9		1:23.566	173.2	1:46.405		
6	23.213	169.2	41.669	42.781	174.1	1:47.663	13	22.632	174.4	41.842	43.264	170.5	1:47.738		
7	22.637	176.7	41.470	41.709	167.8	1:45.816									

28 BROWN						Aston Martin DB4 Lightweight						E			
1	25.892	155.8	43.376	44.141	162.0	1:53.409	8	23.501	170.6	42.560	43.891	162.0	1:49.952		
2	23.351	163.3	42.605	44.303	163.6	1:50.259	9	23.530	171.7	42.631	47.579		1:53.740 Pit		
3	23.779	157.8	42.433	44.109	160.3	1:50.321	10	1:08.717	162.1	44.189	45.008	160.3	2:37.914		
4	23.656	151.4	43.177	44.296	158.0	1:51.129	11	23.832	164.1	43.725	44.480	161.1	1:52.037		
5	23.590	166.1	42.421	43.624	158.8	1:49.635	12	23.446	174.1	43.935	44.534	158.8	1:51.915		
6	23.773	160.4	42.158	43.452	158.0	1:49.383	13	23.548	169.0	43.638	44.494	160.3	1:51.680		
7	23.452	166.9	43.840	43.893	160.3	1:51.185									

36 WHITE						Jaguar E-Type						C			
1	29.778	136.7	47.879	47.685	155.0	2:05.342	6	24.977	147.1	47.431	52.614		2:05.022 Pit		
2	24.929	154.5	45.851	48.585	153.5	1:59.365	7	1:29.438	142.8	47.120	49.276	153.5	3:05.834		
3	24.490	147.3	1:05.700	46.372	151.4	2:16.562	8	24.442	155.1	45.923	47.710	152.1	1:58.075		
4	25.400	148.7	45.420	46.544	150.6	1:57.364									
5	24.562	155.1	45.055	48.074	155.7	1:57.691									



Weather/Track : Sun / Dry

Circuit Length - 4.023 kilometres
Donington Park
Donington

Heritage Grand Touring Car Challenge

Race 1 - Sector Analysis Report

Lap S1 Time S1 Spd S2 Time S2 Spd S3 Time S3 Spd Lap Time Pit Lap S1 Time S1 Spd S2 Time S2 Spd S3 Time S3 Spd Lap Time Pit

48 SMART						Aston Martin DBS V8						C	
1	27.453	143.6	45.891	45.089	156.5	1:58.433	8	24.408	163.3	44.288	50.005	1:58.701	Pit
2	24.709	156.2	45.686	44.933	157.2	1:55.328	9	1:26.701	159.0	44.370	44.708	153.5	2:55.779
3	24.868	157.2	45.062	45.944	150.6	1:55.874	10	24.835	158.8	44.454	45.086	158.0	1:54.375
4	24.476	162.1	45.291	45.659	155.7	1:55.426	11	25.198	155.3		1:29.744	155.7	1:54.942
5	24.487	165.8	45.188	45.651	152.1	1:55.326	12	24.072	171.4		1:29.376	155.0	1:53.448
6	24.127	164.1	44.742	45.763	153.5	1:54.632							
7	24.189	166.9	44.777	46.848	153.5	1:55.814							

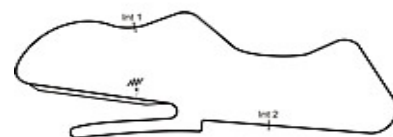
50 DEATH						Mini Cooper S						I	
1	25.011	157.4	42.029	42.095	167.0	1:49.135	8	22.495	167.1	42.379	41.706	168.7	1:46.580
2	23.811	153.6	42.408	42.888	167.0	1:49.107	9	22.230	173.6	40.524	41.941	164.4	1:44.695
3	23.225	158.5	42.150	43.333	163.6	1:48.708	10	22.658	170.6	41.983	47.654		1:52.295
4	23.563	160.0	41.467	41.981	165.3	1:47.011	11	1:28.889	144.0	41.650	41.774	169.6	2:52.313
5	22.491	163.8	41.152	42.472	169.6	1:46.115	12	22.250	168.7	40.470	41.384	170.5	1:44.104
6	23.187	160.7	41.624	42.662	169.6	1:47.473	13	22.055	174.7	40.636	41.753	167.0	1:44.444
7	22.761	160.2	41.169	42.312	169.6	1:46.242							

51 HYDE						Ford Escort Mk1						C	
1	26.262	151.4	44.187	44.579	162.0	1:55.028	8	23.156	171.4	42.986	43.829	163.6	1:49.971
2	23.828	162.1	43.418	44.449	162.0	1:51.695	9	23.676	168.2	43.241	49.144		1:56.061
3	23.504	169.2	43.891	44.037	164.4	1:51.432	10	1:15.724	161.4	45.144	45.221	149.3	2:46.089
4	23.507	165.6	42.812	43.377	166.1	1:49.696	11	24.536	159.5		1:28.209	161.1	1:52.745
5	23.508	170.3	43.259	44.096	166.1	1:50.863	12	23.691	172.2	43.260	45.517	155.7	1:52.468
6	23.105	174.4	43.601	43.558	163.6	1:50.264	13	23.807	169.2		1:28.065	159.6	1:51.872
7	23.259	170.6	43.217	44.376	165.3	1:50.852							

56 CALLUM						Aston Martin DB5						E	
1	27.146	145.9	45.573	44.877	158.8	1:57.596	7	1:02.818	165.1	43.368	43.888	167.0	2:30.074
2	25.050	152.3	45.374	44.925	153.5	1:55.349	8	23.521	166.9	43.199	43.302	171.4	1:50.022
3	25.221	149.7	44.660	45.330	155.0	1:55.211	9	23.754	166.1	42.978	43.697	169.6	1:50.429
4	24.572	145.9	45.792	45.490	157.2	1:55.854	10	23.691	156.2	43.581	43.510	167.8	1:50.782
5	24.704	145.3	45.539	45.450	161.1	1:55.693	11	23.373	166.4	42.773	43.065	168.7	1:49.211
6	24.249	151.6	44.742	48.840		1:57.831	Pit						

64 COLLETT						Rivolta GT						C	
1	32.684	148.3	48.042	48.791	144.6	2:09.517	8	27.373	152.3	48.225	48.082	141.4	2:03.680
2	26.277	152.5		1:35.022	140.2	2:01.299	9	26.406	144.5		1:35.058	145.2	2:01.464
3	26.287	136.0		1:34.668	148.6	2:00.955	10	27.951	123.2		1:35.071	142.1	2:03.022
4	25.775	154.5		1:36.311	138.4	2:02.086	11	26.213	161.1		1:34.866	139.6	2:01.079
5	25.988	158.8	46.748	47.605	146.6	2:00.341	12	26.665	155.1		1:38.338	142.7	2:05.003
6	25.726	165.6	46.877	1:00.993		2:13.596	Pit						
7	1:51.308	141.1	47.635	48.052	141.4	3:26.995							

76 YOULES						Mini Cooper S						A	
1	30.153	151.6	47.352	46.879	142.1	2:04.384	4	25.487	160.7	46.818	47.232	139.0	1:59.537
2	25.536	154.9	47.460	47.660	140.2	2:00.656	5	25.682	160.2	46.030	47.281	138.4	1:58.993
3	25.467	135.0	49.225	47.056	141.4	2:01.748							



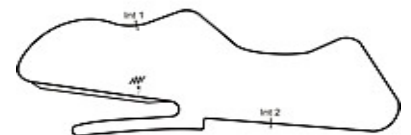
Weather/Track : Sun / Dry

Circuit Length - 4.023 kilometres
Donington Park
Donington

Heritage Grand Touring Car Challenge

Race 1 - Best Sector Speeds Report

SECTOR 1				SECTOR 2		SECTOR 3						
POS	NO	NAME	SPEED	LAP	NO	NAME	SPEED	LAP	NO	NAME	SPEED	LAP
1	21	VOYCE	179.4	8					23	COCHRANE	190.5	2
2	27	WILSON	178.8	9					27	WILSON	174.1	6
3	50	DEATH	174.7	13					56	CALLUM	171.4	8
4	51	HYDE	174.4	6					50	DEATH	170.5	12
5	28	BROWN	174.1	12					21	VOYCE	167.0	3
6	23	COCHRANE	172.2	12					51	HYDE	166.1	4
7	48	SMART	171.4	12					28	BROWN	163.6	2
8	56	CALLUM	166.9	8					1	WILLIAMS	160.3	1
9	64	COLLETT	165.6	6					48	SMART	158.0	10
10	1	WILLIAMS	161.4	11					36	WHITE	155.7	5
11	76	YOULES	160.7	4					64	COLLETT	148.6	3
12	36	WHITE	155.1	5					76	YOULES	142.1	1



Circuit Length - 4.023 kilometres
 Donington Park
 Donington

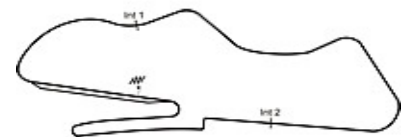
Weather/Track : Sun / Dry

Heritage Grand Touring Car Challenge

Race 1 - Best Sector Times Report

POS	NO	SECTOR 1		SECTOR 2		SECTOR 3		IDEAL/BEST LAP COMPARISON							
		TIME	LAP	NO	TIME	LAP	NO	TIME	LAP	NO	NAME	IDEAL	BEST	LAP	DIFF
1	23	22.018	7	50	40.470	12	50	41.384	12	50	DEATH	1:43.909	1:44.104	12	+ 0.195
2	50	22.055	13	27	41.470	7	27	41.511	8	27	WILSON	1:45.541	1:45.816	7	+ 0.275
3	27	22.560	3	21	41.850	13	21	42.412	12	21	VOYCE	1:46.984	1:47.036	13	+ 0.052
4	21	22.722	12	28	42.158	6	56	43.065	11	28	BROWN	1:48.961	1:49.383	6	+ 0.422
5	51	23.105	6	56	42.773	11	51	43.377	4	56	CALLUM	1:49.211	1:49.211	11	+ 0.000
6	28	23.351	2	51	42.812	4	28	43.452	6	51	HYDE	1:49.294	1:49.696	4	+ 0.402
7	56	23.373	11	48	44.288	8	48	44.708	9	48	SMART	1:53.068	1:53.448	12	+ 0.380
8	48	24.072	12	36	45.055	5	1	46.269	12	36	WHITE	1:55.869	1:57.364	4	+ 1.495
9	36	24.442	8	1	45.633	10	36	46.372	3	1	WILLIAMS	1:57.312	1:57.652	12	+ 0.340
10	1	25.410	11	76	46.030	5	76	46.879	1	76	YOULES	1:58.376	1:58.993	5	+ 0.617
11	76	25.467	3	64	46.748	5	64	47.605	5	64	COLLETT	2:00.079	2:00.341	5	+ 0.262

'Perfect Lap' - 1:43.872



Circuit Length - 4.023 kilometres
Donington Park
Donington

Weather/Track : Sun / Dry

Heritage Grand Touring Car Challenge

RACE 1 - LAP CHART

Lap 1			Lap 2			Lap 3			Lap 4			Lap 5		
No	Behind	Laptime	No	Behind	Laptime	No	Behind	Laptime	No	Behind	Laptime	No	Behind	Laptime
50		1:49.135	23		1:47.549	27		1:46.168	27		1:46.643	27		1:47.207
23	0.754	1:49.889	50	0.804	1:49.107	23	1.183	1:49.185	23	1.245	1:46.705	23	0.226	1:46.188
27	2.511	1:51.646	27	1.834	1:47.626	50	1.510	1:48.708	50	1.878	1:47.011	50	0.786	1:46.115
28	4.274	1:53.409	28	6.230	1:50.259	28	8.549	1:50.321	28	13.035	1:51.129	28	15.463	1:49.635
51	5.893	1:55.028	51	9.285	1:51.695	21	11.725	1:49.913	21	14.952	1:49.870	21	18.516	1:50.771
21	6.489	1:55.624	21	9.814	1:51.628	51	12.715	1:51.432	51	15.768	1:49.696	51	19.424	1:50.863
56	8.461	1:57.596	56	15.507	1:55.349	56	22.716	1:55.211	56	31.927	1:55.854	56	40.413	1:55.693
48	9.298	1:58.433	48	16.323	1:55.328	48	24.195	1:55.874	48	32.978	1:55.426	48	41.097	1:55.326
76	15.249	2:04.384	36	27.269	1:59.365	76	41.348	2:01.748	76	54.242	1:59.537	76	1:06.028	1:58.993
36	16.207	2:05.342	76	27.602	2:00.656	1	44.831	2:03.166	64	1:01.774	2:02.086	64	1:14.908	2:00.341
1	17.298	2:06.433	1	29.667	2:00.672	64	46.331	2:00.955	1	1:02.380	2:04.192	1	1:15.705	2:00.532
64	20.382	2:09.517	64	33.378	2:01.299	36	55.829	2:16.562	36	1:06.550	1:57.364	36	1:17.034	1:57.691

Race stopped car 23.
Weather/Track: Sun °/Dry °

Heritage Grand Touring Car Challenge

RACE 1 - LAP CHART

(contd.)

Lap 6			Lap 7			Lap 8			Lap 9			Lap 10		
No	Behind	Laptime	No	Behind	Laptime	No	Behind	Laptime	No	Behind	Laptime	No	Behind	Laptime
23		1:46.812	23		1:45.593	23		1:45.805	23		1:45.407	23		1:53.867P
27	0.625	1:47.663	27	0.848	1:45.816	27	0.902	1:45.859	50	1.933	1:44.695	50	0.361	1:52.295P
50	1.221	1:47.473	50	1.870	1:46.242	50	2.645	1:46.580	27	3.388	1:47.893P	64	2 LAPS	2:03.680
28	17.808	1:49.383	28	23.400	1:51.185	28	27.547	1:49.952	28	35.880	1:53.740P	48	1 LAP	2:55.779
21	21.153	1:49.675	21	25.604	1:50.044	51	32.075	1:49.971	51	42.729	1:56.061P	27	47.053	2:37.532
51	22.650	1:50.264	51	27.909	1:50.852	21	34.234	1:54.435P	1	1 LAP	2:01.674	21	1:14.533	1:47.941
48	48.691	1:54.632	48	58.912	1:55.814	1	1 LAP	2:50.501	21	1:20.459	2:31.632	1	1 LAP	2:01.218
56	51.206	1:57.831P	56	1:35.687	2:30.074	36	1 LAP	3:05.834	36	1 LAP	1:58.075	28	1:19.927	2:37.914
1	1:33.068	2:04.401P				48	1:11.808	1:58.701P	56	1:44.926	1:50.429	51	1:34.951	2:46.089
36	1:35.018	2:05.022P				64	1 LAP	3:26.995				56	1:41.841	1:50.782
64	1:41.466	2:13.596P				56	1:39.904	1:50.022				64	1 LAP	2:01.464
												48	2:22.688	1:54.375

Race stopped car 23.
Weather/Track: Sun °/Dry °

Heritage Grand Touring Car Challenge

RACE 1 - LAP CHART


(contd.)

Lap 11			Lap 12			Lap 13			Lap 14			Lap 15		
No	Behind	Laptime	No	Behind	Laptime	No	Behind	Laptime	No	Behind	Laptime	No	Behind	Laptime
27		1:47.975	27		1:46.405	27		1:47.738						
23	12.350	2:47.378	23	11.515	1:45.570	48	1 LAP	1:53.448						
50	17.646	2:52.313	50	15.345	1:44.104	23	8.562	1:44.785						
21	26.934	1:47.429	21	27.796	1:47.267	50	12.051	1:44.444						
28	36.936	1:52.037	28	42.446	1:51.915	21	27.094	1:47.036						
1	1 LAP	1:59.390	1	1 LAP	1:58.639	28	46.388	1:51.680						
51	52.668	1:52.745	51	58.731	1:52.468	1	1 LAP	1:57.652						
56	56.024	1:49.211	64	1 LAP	2:01.079	51	1:02.865	1:51.872						
64	1 LAP	2:03.022				64	1 LAP	2:05.003						
48	1:42.602	1:54.942												

Race stopped car 23.
Weather/Track: Sun °/Dry °

Heritage Grand Touring Car Challenge

GRID FOR RACE 11

ROW 6	76 Youles/Goff	23 Cochrane/Fildes
ROW 5	56 McCallum/Bussell	36 White
ROW 4	1 Williams/Cann	64 Collett
ROW 3	51 Hyde/Hyde	48 Smart
ROW 2	21 Voyce/Mountain	28 Brown/Brown
ROW 1	27 Wilson	50 Death
POLE		
		

Weather/Track: Sun °/Dry °

These results are provisional until the conclusion of any judicial and technical matters.

Donington Park
Circuit Length = 4.0230 km.

Race Director:	Steward:	Timekeeper:
----------------	----------	-------------

Heritage Grand Touring Car Challenge

RACE 11 - CLASSIFICATION

POS	NO	CL	DRIVER	CAR	TIME	LAPS	GAP	KPH	BEST
1	27	D	Wilson	MG BGT V8	40:38.874	22		130.55	1:47.131
2	50	I	Death	Mini Cooper S	40:43.259	22	4.385	130.32	1:44.934
3	21	B	Mountain/Voyce	Ford Escort Mk1	41:38.711	22	59.837	127.42	1:47.647
4	28	E	Brown/Brown	Aston Martin DB4 Lightweight	40:49.069	21	1 LAP	124.09	1:51.264
5	48	C	Smart	Aston Martin DBS V8	41:27.240	21	1 LAP	122.19	1:54.274
6	1	C	Williams/Cann	Aston Martin DBS V8	40:45.041	20	2 LAPS	118.37	1:55.102
7	15	TA	Cox/Hampshire	Honda Civic	41:26.614	20	2 LAPS	116.39	1:58.297
8	36	C	White	Jaguar E-Type	41:28.108	20	2 LAPS	116.32	1:56.831
9	151	FD	Briars/Harris	Porsche 944	41:53.314	20	2 LAPS	115.16	1:59.493
10	136	FC	Almah/Humphries	Toyota MR2	41:36.825	19	3 LAPS	110.12	2:04.182
11	8	SD	Baker/Barnet	Ford Capri	41:41.356	19	3 LAPS	109.92	2:03.403
12	35	FE	Jay/Murtha	Porsche 944 Turbo	41:47.444	19	3 LAPS	109.65	2:04.567

NOT CLASSIFIED

150	TA	Gammage/Hammond	Ford Focus	20:19.960	10	D.N.F.	118.53	1:59.876
51	C	Hyde/Hyde	Ford Escort Mk1	11:27.552	6	D.N.F.	126.07	1:52.509

FASTEST LAP

50	I	Death	Mini Cooper S	1:44.934	22	138.01kph	85.76mph
27	D	Wilson	MG BGT V8	1:47.131	4	135.18kph	84.00mph
21	B	Mountain/Voyce	Ford Escort Mk1	1:47.647	3	134.54kph	83.59mph
28	E	Brown/Brown	Aston Martin DB4 Lightweight	1:51.264	17	130.16kph	80.88mph
51	C	Hyde/Hyde	Ford Escort Mk1	1:52.509	2	128.72kph	79.98mph
15	TA	Cox/Hampshire	Honda Civic	1:58.297	12	122.42kph	76.07mph
151	FD	Briars/Harris	Porsche 944	1:59.493	7	121.20kph	75.31mph
8	SD	Baker/Barnet	Ford Capri	2:03.403	5	117.36kph	72.92mph
136	FC	Almah/Humphries	Toyota MR2	2:04.182	7	116.62kph	72.46mph
35	FE	Jay/Murtha	Porsche 944 Turbo	2:04.567	8	116.26kph	72.24mph

Weather/Track: Sun °/Dry °

These results are provisional until the conclusion of any judicial and technical matters.

Donington Park
Circuit Length = 4.0230 km.
Start: 16:54 End: 17:35

Race Director:	Steward:	Timekeeper:
----------------	----------	-------------

Heritage Grand Touring Car Challenge

Race 11 - Sector Analysis Report

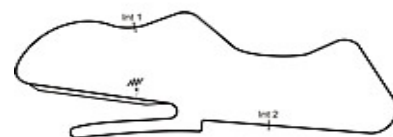
Lap S1 Time S1 Spd S2 Time S2 Spd S3 Time S3 Spd Lap Time Pit Lap S1 Time S1 Spd S2 Time S2 Spd S3 Time S3 Spd Lap Time Pit

1 WILLIAMS				Aston Martin DBS V8				C				
1	28.600	148.5		1:36.952	150.6	2:05.552	12	25.122	159.2	1:31.955	147.9	1:57.077
2	26.125	141.5		1:36.717	150.0	2:02.842	13	24.851	160.7	1:31.752	147.9	1:56.603
3	26.064	139.1		1:35.617	147.9	2:01.681	14	24.849	159.7	1:31.849	149.3	1:56.698
4	26.095	146.1		1:34.925	156.5	2:01.020	15	24.868	159.0	1:33.244	149.3	1:58.112
5	25.607	142.6		1:35.183	156.5	2:00.790	16	24.653	158.3	1:33.850	150.0	1:58.503
6	25.469	147.9		1:35.125	156.5	2:00.594	17	24.827	158.1	1:31.682	147.9	1:56.509
7	25.579	145.1		1:35.406	145.9	2:00.985	18	24.563	164.1	1:30.539	151.4	1:55.102
8	25.589	146.3		1:40.164		2:05.753 Pit	19	24.653	167.4	1:32.526	146.6	1:57.179
9	1:22.469	147.1		1:34.963	149.3	2:57.432	20	24.870	162.8	1:32.781	146.6	1:57.651
10	25.072	149.1		1:32.512	146.6	1:57.584						
11	24.967	160.9		1:32.407	147.9	1:57.374						

8 BAKER				Ford Capri				SD				
1	31.633	139.7		1:41.311	137.2	2:12.944	11	1:53.078	136.1	1:40.017	133.8	3:33.095
2	26.689	137.9		1:46.126	138.4	2:12.815	12	28.567	131.2	1:40.106	135.5	2:08.673
3	26.472	161.9		1:39.512	140.2	2:05.984	13	26.818	145.1	1:37.993	136.1	2:04.811
4	26.198	164.8		1:38.707	132.7	2:04.905	14	27.273	144.1	1:43.020	135.0	2:10.293
5	26.479	167.4		1:36.924	137.2	2:03.403	15	26.875	147.7	1:38.823	134.4	2:05.698
6	26.171	170.6		1:43.116	139.0	2:09.287	16	27.216	123.5	1:41.565	134.4	2:08.781
7	26.497	162.1		1:37.382	140.8	2:03.879	17	27.265	142.4	1:38.916	138.4	2:06.181
8	26.259	158.3		1:38.481	136.7	2:04.740	18	27.612	128.2	1:39.742	135.0	2:07.354
9	26.483	162.6		1:38.490	132.2	2:04.973	19	26.970	148.9	1:38.669	133.8	2:05.639
10	26.020	166.4		1:41.881		2:07.901 Pit						

15 COX				Honda Civic				TA				
1	29.980	139.8		1:36.935	143.3	2:06.915	12	25.550	156.7	1:32.747	138.4	1:58.297
2	26.254	144.0		1:37.401	142.1	2:03.655	13	25.924	153.6	1:33.352	141.4	1:59.276
3	26.012	147.5		1:35.259	141.4	2:01.271	14	25.941	153.4	1:33.409	143.3	1:59.350
4	25.861	152.3		1:36.219	142.1	2:02.080	15	26.299	148.7	1:34.657	144.6	2:00.956
5	26.192	154.0		1:34.143	142.7	2:00.335	16	25.878	151.0	1:33.355	142.1	1:59.233
6	26.159	154.7		1:35.000	140.8	2:01.159	17	25.826	151.2	1:33.485	144.6	1:59.311
7	25.875	147.3		1:35.696	142.7	2:01.571	18	26.041	151.0	1:33.471	144.0	1:59.512
8	25.856	153.8		1:35.090	142.7	2:00.946	19	25.854	154.2	1:33.728	142.7	1:59.582
9	25.852	153.1		1:38.170		2:04.022 Pit	20	26.071	152.9	1:33.789	142.7	1:59.860
10	1:35.270	157.8		1:34.277	141.4	3:09.547						
11	25.783	157.2		1:33.953	143.3	1:59.736						

21 MOUNTAIN				Ford Escort Mk1				B					
1	25.154	157.4	43.005	43.121	162.8	1:51.280	13	1:09.651	158.3	46.713	45.765	161.1	2:42.129
2	23.091	163.1	42.207	43.280	164.4	1:48.578	14	25.170	163.6	45.804	45.283	156.5	1:56.257
3	22.865	171.9	42.006	42.776	164.4	1:47.647	15	25.008	160.2	45.854	44.874	157.2	1:55.736
4	22.844	172.8	42.305	42.758	162.8	1:47.907	16	24.773	163.8	44.704	43.983	159.6	1:53.460
5	22.834	177.9	41.952	42.941	162.8	1:47.727	17	24.460	164.6		1:28.865	157.2	1:53.325
6	22.836	175.8	41.837	43.295	162.8	1:47.968	18	24.507	165.8	45.289	44.295	160.3	1:54.091
7	22.959	169.2	42.109	44.365	162.8	1:49.433	19	24.495	162.6	45.297	44.472	160.3	1:54.264
8	22.915	170.0	42.047	43.012	162.8	1:47.974	20	24.369	165.6	45.084	44.578	163.6	1:54.031
9	22.846	176.1	42.407	43.065	163.6	1:48.318	21	24.655	160.2		1:28.505	162.0	1:53.160
10	22.795	172.8		1:25.215	163.6	1:48.010	22	24.397	158.5	47.068	44.831	159.6	1:56.296
11	22.796	173.0	42.462	43.067	164.4	1:48.325							
12	22.856	168.7	43.064	46.875		1:52.795 Pit							



Circuit Length - 4.023 kilometres
Donington Park
Donington

Weather/Track : Sun / Dry

Heritage Grand Touring Car Challenge

Race 11 - Sector Analysis Report

Lap S1 Time S1 Spd S2 Time S2 Spd S3 Time S3 Spd Lap Time Pit Lap S1 Time S1 Spd S2 Time S2 Spd S3 Time S3 Spd Lap Time Pit

27 WILSON

1	24.490	165.1			1:25.822	170.5	1:50.312
2	22.954	171.7			1:24.769	169.6	1:47.723
3	23.057	168.2			1:24.682	169.6	1:47.739
4	22.877	172.5			1:24.254	169.6	1:47.131
5	23.071	174.1			1:25.224	170.5	1:48.295
6	23.033	174.7			1:24.915	168.7	1:47.948
7	23.169	167.9			1:25.307	171.4	1:48.476
8	23.099	173.3			1:25.146	169.6	1:48.245
9	23.306	171.1			1:26.369	171.4	1:49.675
10	22.942	170.8			1:28.883		1:51.825 Pit
11	1:11.003	166.1			1:25.961	168.7	2:36.964
12	22.994	172.5			1:25.984	168.7	1:48.978

MG BGT V8

13	23.469	175.6			1:26.763	167.8	1:50.232
14	23.163	169.0			1:25.824	167.8	1:48.987
15	22.918	175.0			1:25.590	169.6	1:48.508
16	23.510	169.5			1:24.943	167.8	1:48.453
17	23.156	175.8			1:26.044	168.7	1:49.200
18	23.362	173.0			1:25.139	169.6	1:48.501
19	22.863	176.7			1:26.103	168.7	1:48.966
20	23.077	165.3			1:24.983	169.6	1:48.060
21	22.884	176.1			1:24.559	170.5	1:47.443
22	22.914	177.3			1:24.299	168.7	1:47.213

D

28 BROWN

1	26.814	161.6	44.763		46.010	155.0	1:57.587
2	24.857	162.8	44.975		48.144	158.0	1:57.976
3	24.242	162.6	45.026		46.016	156.5	1:55.284
4	24.379	164.8	44.478		45.898	157.2	1:54.755
5	24.237	167.1	44.405		45.948	157.2	1:54.590
6	24.115	166.4	44.381		46.084	155.7	1:54.580
7	24.091	172.2			1:30.190	158.0	1:54.281
8	24.007	166.4	44.519		46.025	155.0	1:54.551
9	24.439	168.7	45.141		46.049	155.0	1:55.629
10	23.797	171.4	45.624		45.274	158.0	1:54.695
11	24.409	164.1	44.490		51.687		2:00.586 Pit

Aston Martin DB4 Lightweight

12	1:12.845	153.8	44.250		45.644	153.5	2:42.739
13	24.054	161.1	43.315		45.381	160.3	1:52.750
14	23.974	152.5	43.485		43.845	159.6	1:51.304
15	23.735	161.4			1:27.565	163.6	1:51.300
16	23.831	154.0			1:28.613	162.8	1:52.444
17	23.905	159.0	42.963		44.396	159.6	1:51.264
18	24.088	147.7	43.587		45.105	157.2	1:52.780
19	23.708	167.1			1:28.564	157.2	1:52.272
20	24.083	160.0			1:29.476	158.0	1:53.559
21	24.138	163.8			1:30.005	130.6	1:54.143

E

35 JAY

1	33.655	128.7	48.885		49.704	134.4	2:12.244
2	26.897	130.2	49.290		49.202	136.1	2:05.389
3	26.809	146.5	50.138		49.160	135.0	2:06.107
4	27.153	128.5	49.926		49.492	135.0	2:06.571
5	27.310	129.1	50.452		49.105	135.0	2:06.867
6	26.956	139.1			1:41.226	136.1	2:08.182
7	26.893	133.3	49.728		49.318	137.2	2:05.939
8	26.642	135.0	48.880		49.045	134.4	2:04.567
9	26.994	134.6	49.720		53.170		2:09.884 Pit
10	1:43.289	127.8	50.362		51.564	132.2	3:25.215

Porsche 944 Turbo

11	28.714	132.1	50.004		49.663	133.8	2:08.381
12	28.107	120.8	50.023		50.107	131.1	2:08.237
13	27.555	119.4	50.365		49.610	133.8	2:07.530
14	27.437	131.8	49.273		51.236	135.0	2:07.946
15	27.896	122.8	49.069		49.379	133.8	2:06.344
16	26.977	132.1	50.718		49.921	133.3	2:07.616
17	28.464	127.2	52.108		49.998	138.4	2:10.570
18	28.248	123.9	51.686		49.951	131.7	2:09.885
19	27.958	132.0	51.360		50.652	135.0	2:09.970

FE

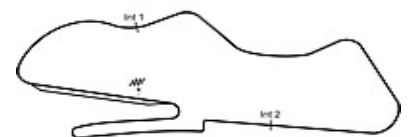
36 WHITE

1	29.143	138.6			1:36.955	155.0	2:06.098
2	26.014	138.8			1:36.870	153.5	2:02.884
3	25.765	139.8			1:36.015	149.3	2:01.780
4	25.758	141.3			1:35.378	153.5	2:01.136
5	25.245	144.7			1:35.089	150.6	2:00.334
6	25.562	147.5			1:35.481	148.6	2:01.043
7	25.699	143.6			1:36.391	149.3	2:02.090
8	25.114	146.5			1:34.726	148.6	1:59.840
9	25.563	144.0			1:38.143		2:03.706 Pit
10	1:27.936	146.9			1:34.740	150.6	3:02.676
11	25.121	147.3			1:34.080	146.6	1:59.201

Jaguar E-Type

12	25.308	148.7			1:33.482	148.6	1:58.790
13	25.170	143.6			1:34.220	138.4	1:59.390
14	25.252	146.3			1:34.380	146.6	1:59.632
15	25.328	150.8			1:31.503	151.4	1:56.831
16	26.307	148.5			1:33.626	147.2	1:59.933
17	25.831	136.3			1:36.552	150.6	2:02.383
18	26.667	145.9			1:34.241	146.6	2:00.908
19	25.245	141.3			1:35.168	139.0	2:00.413
20	25.920	134.3			1:43.120		2:09.040 Pit

C



Circuit Length - 4.023 kilometres
Donington Park
Donington

Weather/Track : Sun / Dry

Heritage Grand Touring Car Challenge

Race 11 - Sector Analysis Report

Lap S1 Time S1 Spd S2 Time S2 Spd S3 Time S3 Spd Lap Time Pit Lap S1 Time S1 Spd S2 Time S2 Spd S3 Time S3 Spd Lap Time Pit

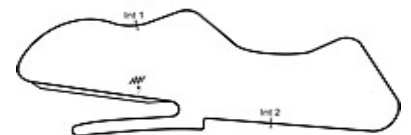
48 SMART						Aston Martin DBS V8						C	
1	27.196	151.6		1:30.712	154.2	1:57.908	12	24.419	168.4		1:30.937	152.8	1:55.356
2	24.859	155.3		1:31.198	153.5	1:56.057	13	24.167	167.4		1:31.786	154.2	1:55.953
3	24.443	163.3		1:29.831	152.8	1:54.274	14	24.561	165.6		1:30.440	156.5	1:55.001
4	25.050	159.0		1:30.131	154.2	1:55.181	15	24.871	168.7		1:30.741	154.2	1:55.612
5	24.666	163.8		1:30.311	152.1	1:54.977	16	24.563	169.0		1:29.929	150.0	1:54.492
6	24.642	170.0		1:30.346	148.6	1:54.988	17	24.042	167.1		1:31.173	154.2	1:55.215
7	24.538	163.3		1:29.845	151.4	1:54.383	18	24.324	173.9		1:30.369	154.2	1:54.693
8	24.458	168.4		1:30.598	150.0	1:55.056	19	24.269	172.5		1:30.596	154.2	1:54.865
9	24.716	160.2		1:33.240		1:57.956 Pit	20	24.428	167.9		1:31.590	151.4	1:56.018
10	1:26.049	163.6		1:30.996	149.3	2:57.045	21	24.612	171.9		1:31.329	156.5	1:55.941
11	24.712	162.8		1:31.557	156.5	1:56.269							

50 DEATH						Mini Cooper S						I	
1	25.087	152.1	42.685	43.076	166.1	1:50.848	13	23.099	158.8	41.324	42.596	164.4	1:47.019
2	23.338	159.5	41.842	42.963	166.1	1:48.143	14	23.389	155.3	41.635	43.093	163.6	1:48.117
3	23.144	163.1	41.822	42.536	165.3	1:47.502	15	22.864	170.3	42.439	42.781	165.3	1:48.084
4	22.961	164.6	41.709	42.392	166.1	1:47.062	16	22.958	162.6	41.599	42.435	162.8	1:46.992
5	22.911	166.9	42.251	43.002	167.0	1:48.164	17	22.718	164.6	41.176	42.540	164.4	1:46.434
6	22.973	168.4	41.830	43.040	165.3	1:47.843	18	22.472	167.4	42.199	43.568	162.8	1:48.239
7	23.153	166.6	42.265	43.506	162.8	1:48.924	19	22.803	172.5	41.292	42.334	167.8	1:46.429
8	22.734	172.2	41.952	43.206	163.6	1:47.892	20	22.753	165.3	42.481	42.101	165.3	1:47.335
9	23.251	166.1	43.484	48.937		1:55.672 Pit	21	22.240	167.1	41.560	41.922	168.7	1:45.722
10	1:33.529	173.6	41.316	42.190	164.4	2:57.035	22	22.178	171.1	40.743	42.013	159.6	1:44.934
11	22.919	147.5	41.939	42.925	162.8	1:47.783							
12	22.687	170.6	41.592	42.807	162.0	1:47.086							

51 HYDE						Ford Escort Mk1						C	
1	25.873	170.6		1:28.472	157.2	1:54.345	5	26.077	162.4		1:29.929	140.8	1:56.006
2	23.596	171.1		1:28.913	157.2	1:52.509	6	24.515	166.9		1:34.336		1:58.851 Pit
3	23.678	168.4		1:28.915	155.0	1:52.593							
4	23.937	165.3		1:29.311	157.2	1:53.248							

136 ALMAH						Toyota MR2						FC	
1	32.107	137.7		1:38.773	130.6	2:10.880	11	1:40.778	131.0		1:39.983	135.0	3:20.761
2	27.048	143.6		1:37.504	132.2	2:04.552	12	43.066	129.0		1:38.783	132.2	2:21.849
3	27.484	149.3		1:39.052	128.0	2:06.536	13	27.204	148.3		1:38.899	131.7	2:06.103
4	27.446	148.1		1:39.057	128.5	2:06.503	14	27.153	148.5		1:39.267	134.4	2:06.420
5	27.634	153.8		1:38.559	129.0	2:06.193	15	27.645	126.9		1:39.088	132.7	2:06.733
6	27.138	153.8		1:38.697	126.5	2:05.835	16	27.004	143.8		1:40.223	133.8	2:07.227
7	26.943	151.0		1:37.239	128.5	2:04.182	17	28.364	129.6		1:40.040	136.1	2:08.404
8	27.350	140.4		1:39.291	126.5	2:06.641	18	26.591	154.0		1:39.619	134.4	2:06.210
9	27.445	149.5		1:39.268	127.5	2:06.713	19	26.937	153.4		1:37.783	132.7	2:04.720
10	27.450	144.5		1:42.913		2:10.363 Pit							

150 GAMMAGE						Ford Focus						TA	
1	30.896	137.9		1:37.147	145.2	2:08.043	7	25.009	170.0		1:36.741	143.3	2:01.750
2	26.111	145.5		1:36.889	144.6	2:03.000	8	24.850	174.1		1:35.287	144.6	2:00.137
3	25.765	151.4		1:35.620	143.3	2:01.385	9	25.132	171.4		1:34.744	143.3	1:59.876
4	25.473	159.0		1:35.141	144.6	2:00.614	10	25.280	175.3		1:38.135		2:03.415 Pit
5	25.053	168.7		1:35.543	136.7	2:00.596							
6	25.133	172.5		1:36.011	139.6	2:01.144							



Circuit Length - 4.023 kilometres
Donington Park
Donington

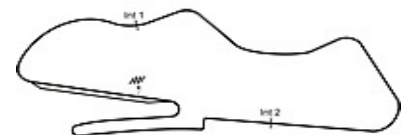
Weather/Track : Sun / Dry

Heritage Grand Touring Car Challenge

Race 11 - Sector Analysis Report

Lap S1 Time S1 Spd S2 Time S2 Spd S3 Time S3 Spd Lap Time Pit Lap S1 Time S1 Spd S2 Time S2 Spd S3 Time S3 Spd Lap Time Pit

151 BRIARS				Porsche 944				FD					
1	30.574	135.6		1:36.945	143.3	2:07.519	12	1:21.809	154.7		1:36.084	140.8	2:57.893
2	26.374	140.9		1:37.735	144.6	2:04.109	13	26.065	160.9		1:35.942	144.6	2:02.007
3	26.088	142.8		1:35.089	142.1	2:01.177	14	25.916	162.8		1:36.315	145.2	2:02.231
4	25.910	150.0		1:38.418	140.2	2:04.328	15	26.366	160.4		1:35.308	144.6	2:01.674
5	26.451	148.9		1:36.161	145.2	2:02.612	16	26.096	157.4		1:35.987	143.3	2:02.083
6	26.215	146.7		1:35.450	145.2	2:01.665	17	26.046	163.1		1:35.198	145.2	2:01.244
7	25.629	149.5		1:33.864	144.6	1:59.493	18	25.945	161.6		1:35.289	145.9	2:01.234
8	26.018	149.3		1:35.047	139.6	2:01.065	19	26.269	158.1		1:35.534	144.0	2:01.803
9	26.389	146.1		1:36.860	144.6	2:03.249	20	25.760	162.6		1:34.998	146.6	2:00.758
10	25.726	145.7		1:35.090	141.4	2:00.816							
11	25.867	150.0		1:50.487		2:16.354 Pit							



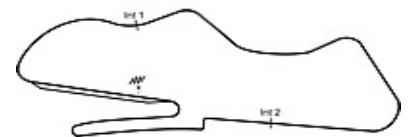
Weather/Track : Sun / Dry

Circuit Length - 4.023 kilometres
Donington Park
Donington

Heritage Grand Touring Car Challenge

Race 11 - Best Sector Speeds Report

SECTOR 1				SECTOR 2		SECTOR 3						
POS	NO	NAME	SPEED	LAP	NO	NAME	SPEED	LAP	NO	NAME	SPEED	LAP
1	21	MOUNTAIN	177.9	5	27	WILSON	171.4	7	27	WILSON	171.4	7
2	27	WILSON	177.3	22	50	DEATH	168.7	21	50	DEATH	168.7	21
3	150	GAMMAGE	175.3	10	21	MOUNTAIN	164.4	2	21	MOUNTAIN	164.4	2
4	48	SMART	173.9	18	28	BROWN	163.6	15	28	BROWN	163.6	15
5	50	DEATH	173.6	10	51	HYDE	157.2	1	51	HYDE	157.2	1
6	28	BROWN	172.2	7	1	WILLIAMS	156.5	4	1	WILLIAMS	156.5	4
7	51	HYDE	171.1	2	48	SMART	156.5	11	48	SMART	156.5	11
8	8	BAKER	170.6	6	36	WHITE	155.0	1	36	WHITE	155.0	1
9	1	WILLIAMS	167.4	19	151	BRIARS	146.6	20	151	BRIARS	146.6	20
10	151	BRIARS	163.1	17	150	GAMMAGE	145.2	1	150	GAMMAGE	145.2	1
11	15	COX	157.8	10	15	COX	144.6	15	15	COX	144.6	15
12	136	ALMAH	154.0	18	8	BAKER	140.8	7	8	BAKER	140.8	7
13	36	WHITE	150.8	15	35	JAY	138.4	17	35	JAY	138.4	17
14	35	JAY	146.5	3	136	ALMAH	136.1	17	136	ALMAH	136.1	17



Weather/Track : Sun / Dry

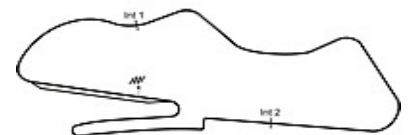
Circuit Length - 4.023 kilometres
Donington Park
Donington

Heritage Grand Touring Car Challenge

Race 11 - Best Sector Times Report

POS	NO	SECTOR 1		SECTOR 2		SECTOR 3		IDEAL/BEST LAP COMPARISON							
		TIME	LAP	NO	TIME	LAP	NO	TIME	LAP	NO	NAME	IDEAL	BEST	LAP	DIFF
1	50	22.178	22	50	40.743	22	50	41.922	21	50	DEATH	1:44.843	1:44.934	22	+ 0.091
2	21	22.795	10	21	41.837	6	21	42.758	4	21	MOUNTAIN	1:47.390	1:47.647	3	+ 0.257
3	27	22.863	19	28	42.963	17	28	43.845	14	28	BROWN	1:50.516	1:51.264	17	+ 0.748
4	51	23.596	2	35	48.880	8	35	49.045	8	35	JAY	2:04.567	2:04.567	8	+ 0.000

'Perfect Lap' - 1:44.843



Circuit Length - 4.023 kilometres
Donington Park
Donington

Weather/Track : Sun / Dry

Heritage Grand Touring Car Challenge

RACE 11 - LAP CHART

Lap 1			Lap 2			Lap 3			Lap 4			Lap 5		
No	Behind	Laptime	No	Behind	Laptime	No	Behind	Laptime	No	Behind	Laptime	No	Behind	Laptime
27		1:50.312	27		1:47.723	27		1:47.739	27		1:47.131	27		1:48.295
50	0.536	1:50.848	50	0.956	1:48.143	50	0.719	1:47.502	50	0.650	1:47.062	50	0.519	1:48.164
21	0.968	1:51.280	21	1.823	1:48.578	21	1.731	1:47.647	21	2.507	1:47.907	21	1.939	1:47.727
51	4.033	1:54.345	51	8.819	1:52.509	51	13.673	1:52.593	51	19.790	1:53.248	51	27.501	1:56.006
28	7.275	1:57.587	48	15.930	1:56.057	48	22.465	1:54.274	48	30.515	1:55.181	48	37.197	1:54.977
48	7.596	1:57.908	28	17.528	1:57.976	28	25.073	1:55.284	28	32.697	1:54.755	28	38.992	1:54.590
1	15.240	2:05.552	1	30.359	2:02.842	1	44.301	2:01.681	1	58.190	2:01.020	1	1:10.685	2:00.790
36	15.786	2:06.098	36	30.947	2:02.884	36	44.988	2:01.780	36	58.993	2:01.136	36	1:11.032	2:00.334
15	16.603	2:06.915	15	32.535	2:03.655	15	46.067	2:01.271	150	1:00.137	2:00.614	150	1:12.438	2:00.596
151	17.207	2:07.519	150	33.008	2:03.000	150	46.654	2:01.385	15	1:01.016	2:02.080	15	1:13.056	2:00.335
150	17.731	2:08.043	151	33.593	2:04.109	151	47.031	2:01.177	151	1:04.228	2:04.328	151	1:18.545	2:02.612
136	20.568	2:10.880	136	37.397	2:04.552	136	56.194	2:06.536	136	1:15.566	2:06.503	136	1:33.464	2:06.193
35	21.932	2:12.244	35	39.598	2:05.389	35	57.966	2:06.107	35	1:17.406	2:06.571	35	1:35.978	2:06.867
8	22.632	2:12.944	8	47.724	2:12.815	8	1:05.969	2:05.984	8	1:23.743	2:04.905	8	1:38.851	2:03.403

Weather/Track: Sun °/Dry °

www.mstworld.com

Page 1 of 5

Donington Park
Circuit Length = 4.0230 km.
Start: 16:54 End: 17:35

Printed - 17:39 Sunday, 16 August 2009

Heritage Grand Touring Car Challenge

RACE 11 - LAP CHART

(contd.)

Lap 6			Lap 7			Lap 8			Lap 9			Lap 10		
No	Behind	Laptime	No	Behind	Laptime	No	Behind	Laptime	No	Behind	Laptime	No	Behind	Laptime
27		1:47.948	27		1:48.476	27		1:48.245	27		1:49.675	21		1:48.010
50	0.414	1:47.843	50	0.862	1:48.924	50	0.509	1:47.892	150	1 LAP	2:00.137	27	2.527	1:51.825P
21	1.959	1:47.968	136	1 LAP	2:05.835	21	2.645	1:47.974	21	1.288	1:48.318	150	1 LAP	1:59.876
51	38.404	1:58.851P	21	2.916	1:49.433	136	1 LAP	2:04.182	15	1 LAP	2:00.946	36	1 LAP	2:03.706P
48	44.237	1:54.988	35	1 LAP	2:08.182	35	1 LAP	2:05.939	1	1 LAP	2:05.753P	15	1 LAP	2:04.022P
28	45.624	1:54.580	8	1 LAP	2:09.287	8	1 LAP	2:03.879	50	6.506	1:55.672P	151	1 LAP	2:03.249
1	1:23.331	2:00.594	48	50.144	1:54.383	48	56.955	1:55.056	151	1 LAP	2:01.065	136	1 LAP	2:06.713
36	1:24.127	2:01.043	28	51.429	1:54.281	28	57.735	1:54.551	136	1 LAP	2:06.641	8	1 LAP	2:04.973
150	1:25.634	2:01.144	1	1:35.840	2:00.985	36	1:49.336	1:59.840	35	1 LAP	2:04.567	35	1 LAP	2:09.884P
15	1:26.267	2:01.159	36	1:37.741	2:02.090				8	1 LAP	2:04.740	28	1:09.086	1:54.695
151	1:32.262	2:01.665	150	1:38.908	2:01.750				28	1:03.689	1:55.629	1	1 LAP	2:57.432
			15	1:39.362	2:01.571				48	1:05.236	1:57.956P	50	1:14.243	2:57.035
			151	1:43.279	1:59.493									

Weather/Track: Sun °/Dry °

www.mstworld.com

Page 2 of 5

Donington Park
Circuit Length = 4.0230 km.
Start: 16:54 End: 17:35

Printed - 17:39 Sunday, 16 August 2009

Heritage Grand Touring Car Challenge

RACE 11 - LAP CHART

(contd.)

Lap 11			Lap 12			Lap 13			Lap 14			Lap 15		
No	Behind	Laptime	No	Behind	Laptime	No	Behind	Laptime	No	Behind	Laptime	No	Behind	Laptime
21		1:48.325	21		1:52.795P	27		1:50.232	27		1:48.987	27		1:48.508
48	1 LAP	2:57.045	48	1 LAP	1:56.269	21	4.548	2:42.129	21	11.818	1:56.257	50	16.136	1:48.084
150	1 LAP	2:03.415P	35	2 LAPS	3:25.215	136	2 LAPS	3:20.761	50	16.560	1:48.117	21	19.046	1:55.736
151	1 LAP	2:00.816	27	47.349	1:48.978	35	2 LAPS	2:08.381	35	2 LAPS	2:08.237	35	2 LAPS	2:07.530
27	51.166	2:36.964	151	1 LAP	2:16.354P	50	17.430	1:47.019	136	2 LAPS	2:21.849	136	2 LAPS	2:06.103
50	1:13.701	1:47.783	50	1:07.992	1:47.086	8	2 LAPS	3:33.095	8	2 LAPS	2:08.673	8	2 LAPS	2:04.811
136	1 LAP	2:10.363P	1	1 LAP	1:57.374	1	1 LAP	1:57.077	1	1 LAP	1:56.603	1	1 LAP	1:56.698
8	1 LAP	2:07.901P	36	1 LAP	1:59.201	36	1 LAP	1:58.790	36	1 LAP	1:59.390	36	1 LAP	1:59.632
28	1:21.347	2:00.586P	15	1 LAP	1:59.736	15	1 LAP	1:58.297	15	1 LAP	1:59.276	15	1 LAP	1:59.350
1	1 LAP	1:57.584	28	2:11.291	2:42.739	151	1 LAP	2:57.893	28	1:28.777	1:51.304	28	1:31.569	1:51.300
36	1 LAP	3:02.676	48	2:23.488	1:55.356	28	1:26.460	1:52.750	151	1 LAP	2:02.007	151	1 LAP	2:02.231
15	1 LAP	3:09.547				48	1:41.860	1:55.953	48	1:47.874	1:55.001			

Weather/Track: Sun °/Dry °

www.mstworld.com

Page 3 of 5

Donington Park
Circuit Length = 4.0230 km.
Start: 16:54 End: 17:35

Printed - 17:39 Sunday, 16 August 2009

Heritage Grand Touring Car Challenge

RACE 11 - LAP CHART

(contd.)

Lap 16			Lap 17			Lap 18			Lap 19			Lap 20		
No	Behind	Laptime	No	Behind	Laptime	No	Behind	Laptime	No	Behind	Laptime	No	Behind	Laptime
27		1:48.453	27		1:49.200	27		1:48.501	27		1:48.966	27		1:48.060
48	1 LAP	1:55.612	151	2 LAPS	2:01.674	15	2 LAPS	1:59.233	35	3 LAPS	2:07.616	50	8.385	1:47.335
50	14.675	1:46.992	48	1 LAP	1:54.492	50	11.647	1:48.239	136	3 LAPS	2:07.227	36	2 LAPS	2:00.908
21	24.053	1:53.460	50	11.909	1:46.434	48	1 LAP	1:55.215	36	2 LAPS	2:02.383	136	3 LAPS	2:08.404
1	1 LAP	1:58.112	21	28.178	1:53.325	151	2 LAPS	2:02.083	8	3 LAPS	2:08.781	15	2 LAPS	1:59.512
35	2 LAPS	2:07.946	1	1 LAP	1:58.503	21	33.768	1:54.091	50	9.110	1:46.429	35	3 LAPS	2:10.570
136	2 LAPS	2:06.420	35	2 LAPS	2:06.344	1	1 LAP	1:56.509	15	2 LAPS	1:59.311	8	3 LAPS	2:06.181
8	2 LAPS	2:10.293	136	2 LAPS	2:06.733	28	1:41.903	1:52.780	48	1 LAP	1:54.693	48	1 LAP	1:54.865
36	1 LAP	1:56.831	8	2 LAPS	2:05.698				151	2 LAPS	2:01.244	21	45.037	1:54.031
28	1:35.560	1:52.444	36	1 LAP	1:59.933				21	39.066	1:54.264	151	2 LAPS	2:01.234
15	1 LAP	2:00.956	28	1:37.624	1:51.264				1	1 LAP	1:55.102	1	1 LAP	1:57.179
									28	1:45.209	1:52.272			

Weather/Track: Sun °/Dry °

www.mstworld.com

Page 4 of 5

Donington Park
Circuit Length = 4.0230 km.
Start: 16:54 End: 17:35

Printed - 17:39 Sunday, 16 August 2009

Heritage Grand Touring Car Challenge

RACE 11 - LAP CHART

(contd.)

Lap 21			Lap 22			Lap 23			Lap 24			Lap 25		
No	Behind	Laptime	No	Behind	Laptime	No	Behind	Laptime	No	Behind	Laptime	No	Behind	Laptime
27		1:47.443	27		1:47.213									
28	1 LAP	1:53.559	50	4.385	1:44.934									
50	6.664	1:45.722	1	2 LAPS	1:57.651									
36	2 LAPS	2:00.413	28	1 LAP	1:54.143									
15	2 LAPS	1:59.582	15	2 LAPS	1:59.860									
48	1 LAP	1:56.018	48	1 LAP	1:55.941									
136	3 LAPS	2:06.210	36	2 LAPS	2:09.040P									
8	3 LAPS	2:07.354	136	3 LAPS	2:04.720									
35	3 LAPS	2:09.885	21	59.837	1:56.296									
21	50.754	1:53.160	8	3 LAPS	2:05.639									
151	2 LAPS	2:01.803	35	3 LAPS	2:09.970									
			151	2 LAPS	2:00.758									

Weather/Track: Sun °/Dry °

www.mstworld.com

Page 5 of 5

Donington Park
Circuit Length = 4.0230 km.
Start: 16:54 End: 17:35

Printed - 17:39 Sunday, 16 August 2009