



# Heritage Grand Touring Cars

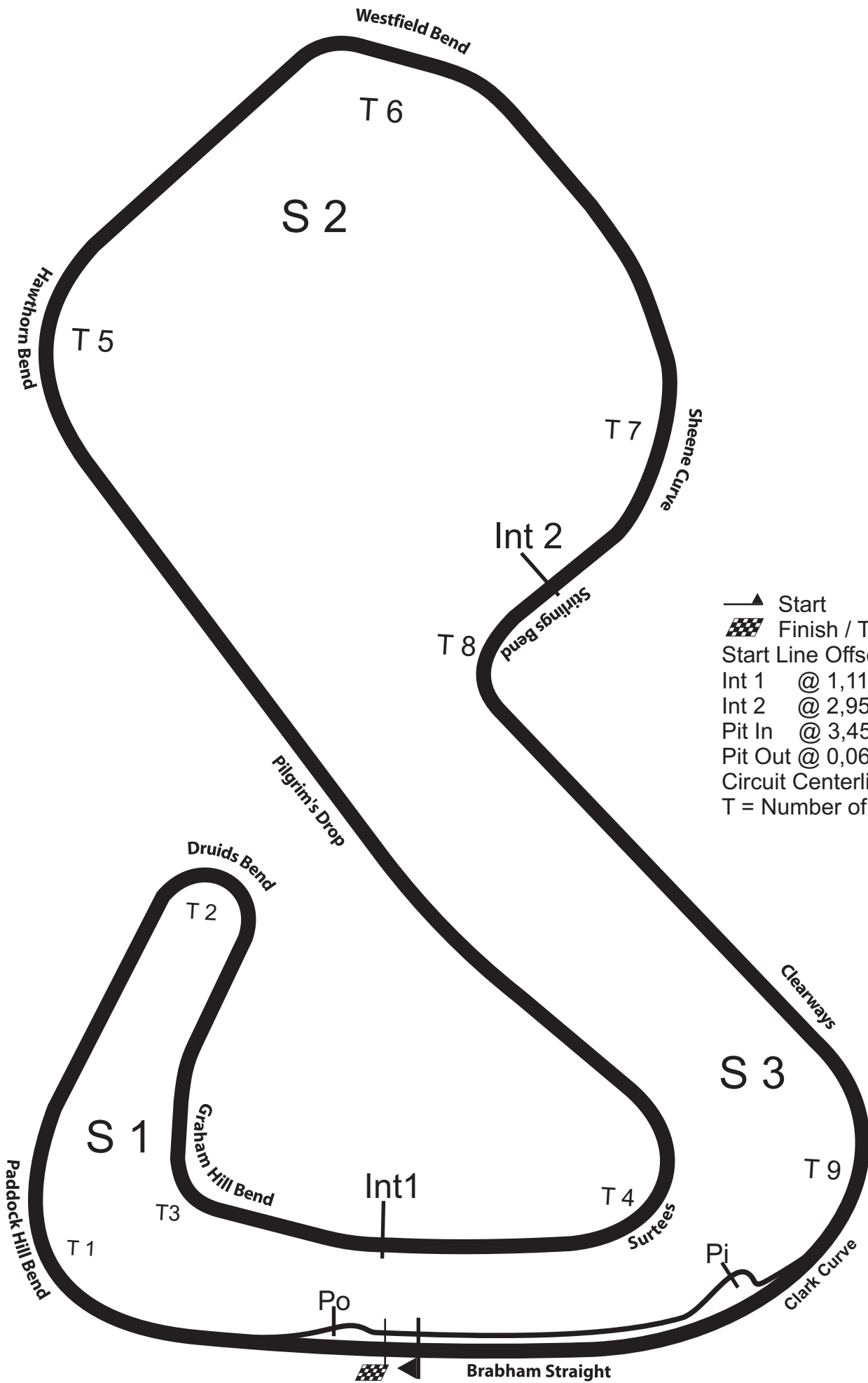
Brands Hatch, UK  
21-23 September 2007



Timing and Results by MST Systems Ltd

[www.fiawtcc.com](http://www.fiawtcc.com)

[www.mstworld.com](http://www.mstworld.com)



- ▲ Start
- ▣ Finish / Timing "Line"
- Start Line Offset -0,030Km
- Int 1 @ 1,113 Km
- Int 2 @ 2,952Km
- Pit In @ 3,453 Km
- Pit Out @ 0,064 Km
- Circuit Centerline 3,703Km
- T = Number of the Turn

## Heritage Grand Touring Cars QUALIFYING

POS	NO	CL	DRIVERS	CAR	TIME	LAPS	GAP	KPH
1	11	D	Hall/Rouse	Chevrolet Camaro	1:38.939	12		134.73
2	27	C	Lloyd/Horsman	Morgan Plus 8	1:39.848	17	0.909	133.51
3	74	D	Thurtle/Thurtle/Bennington	Chevrolet Camaro	1:40.198	17	1.259	133.04
4	78	D	Miller/Goble	Aston Martin V8	1:42.519	16	3.580	130.03
5	21	D	Scragg	Aston Martin DB5	1:42.599	15	3.660	129.93
6	92	C	McCarthy/McCarthy	MGB GT V8	1:43.078	16	4.139	129.32
7	56	C	McCallum/Bussell	Aston Martin DB5	1:43.378	14	4.439	128.95
8	10	D	Cann/Cann	Aston Martin DBS V8	1:43.544	12	4.605	128.74
9	45	D	Hammond/Jenkinson	Chevrolet Camaro	1:44.138	15	5.199	128.01
10	80	B	Chalmers/Davids	Porsche 911	1:44.672	15	5.733	127.35
11	91	I	Young	Aston Martin V8	1:45.067	11	6.128	126.87
12	69	C	Hollins	Morgan Plus 8	1:45.141	16	6.202	126.79
13	26	B	Christoforou	Ford Escort Mk1	1:45.209	16	6.270	126.70
14	79	C	O'Brien/Kemp	Aston Martin DB4	1:45.265	16	6.326	126.64
15	8	C	Wheeler/Samuelson	Aston Martin DB4	1:45.492	16	6.553	126.36
16	7	D	North/North	Ford Mustang	1:45.612	16	6.673	126.22
17	44	D	Searles/Jardine	Aston Martin DBS V8	1:45.685	15	6.746	126.13
18	49	B	Tooms/Caine	Lotus Elan S4	1:47.313	15	8.374	124.22
19	37	B	Lees	Morgan Plus 8	1:47.498	13	8.559	124.01
20	85	A	Death/Death	Mini Cooper S	1:47.772	13	8.833	123.69
21	9	B	Williams/Williams	Rover SD1	1:47.826	5	8.887	123.63
22	33	B	Bloohn/Nunn	Shelby 350GT	1:47.946	15	9.007	123.49
23	4	D	Shoesmith/Barrow	Chevrolet Camaro	1:48.845	15	9.906	122.47
24	6	B	Bryan	Porsche 928	1:48.893	16	9.954	122.42
25	29	B	Thomas/Dobson	Lotus 47	1:50.530	15	11.591	120.60
26	19	A	Streeter	Ford Anglia	1:52.545	12	13.606	118.44
27	31	B	Masters	Jaguar XJS	1:52.833	8	13.894	118.14
28	40	D	Williams/Cann/Cann	Aston Martin DBS V8	1:54.754	11	15.815	116.16
29	75	B	White/White	Triumph TR6	1:54.780	15	15.841	116.14
30	12	A	Voyce/Brown	Lotus Cortina Mk1	1:54.806	12	15.867	116.11
31	50	A	Mountain/Hathaway	Lotus Cortina Mk1	1:56.660	14	17.721	114.27
32	60	A	Forster/Letts	Morris Mini Minor	1:56.886	13	17.947	114.05
33	35	D	Dickson/Miller	Ram Cobra	1:57.368	6	18.429	113.58
34	32	A	Cox/McCarthy	MGB	1:58.113	13	19.174	112.86
35	86	B	Cooke/Brewer	Triumph TR4	1:59.444	14	20.505	111.60
36	47	B	Cooke/Cooke/Verschueren	Ford Mustang	1:59.606	14	20.667	111.45
37	61	A	Hawcroft/Hawcroft	Morris Mini	2:02.547	10	23.608	108.78

Weather/Track: Cloud 17°/Dry 20°

Brands Hatch GP  
Circuit Length = 3.7030 km.  
Start: 14:41 End: 15:20

Race Director:	Steward:	Timekeeper:
----------------	----------	-------------

# Heritage Grand Touring Cars Qualifying - Sector Analysis Report

Lap S1 Time S1 Spd S2 Time S2 Spd S3 Time S3 Spd Lap Time Pit Lap S1 Time S1 Spd S2 Time S2 Spd S3 Time S3 Spd Lap Time Pit

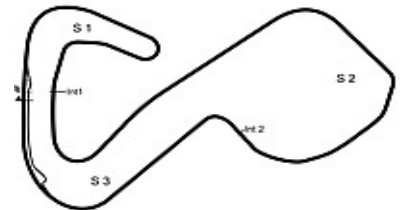
4 SHOESMITH								Chevrolet Camaro								D	
1	6:52.814	127.2	51.455	26.341	189.4	8:10.610		9	50.423	111.4	56.282	26.024	193.8	2:12.729			
2	36.725	132.6	50.428	25.704	198.8	1:52.857		10	35.788	143.0	49.808	26.304	195.2	1:51.900			
3	34.859	146.3	48.737	25.833	193.2	1:49.429		11	2:43.588	78.8		7:23.920		8:49.493	Pit		
4	34.948	147.5	48.347	25.550	189.8	1:48.845		12	44.645	147.7	49.846	27.192	192.5	2:01.683			
5	35.236	151.8	48.594	26.005	198.5	1:49.835		13	34.504	150.4	48.933	25.789	202.2	1:49.226			
6	34.742	155.3	48.777	25.869	201.4	1:49.388		14	34.894	145.5	50.184	25.310	200.0	1:50.388			
7	34.894	145.9	48.639	25.541	197.0	1:49.074		15	35.029	152.7	48.812	25.457	194.2	1:49.298			
8	34.768	144.0	48.833	2:03.654		3:27.255	Pit										

6 BRYAN								Porsche 928								B	
1	8:05.058	143.0	54.014	26.763	183.3	9:25.835		10	35.226	151.6	49.042	25.163	202.6	1:49.431			
2	36.971	138.6	50.149	25.241	190.8	1:52.361		11	36.470	143.8	48.363	25.690	190.8	1:50.523			
3	34.901	149.7	49.335	26.144	201.1	1:50.380		12	34.704	156.5	1:00.470	6:17.487		7:52.661	Pit		
4	34.440	154.7	51.293	26.119	199.6	1:51.852		13	43.351	139.5	51.363	27.293	189.1	2:02.007			
5	34.471	146.7	49.714	25.733	196.7	1:49.918		14	35.518	129.8	49.559	25.615	201.1	1:50.692			
6	34.316	149.7	49.063	25.514	200.7	1:48.893		15	35.055	145.3	49.431	25.562	199.2	1:50.048			
7	35.797	148.9	49.181	25.438	195.2	1:50.416		16	35.120	150.8	49.477	29.399	141.7	1:53.996			
8	34.605	148.1	48.505	25.966	198.1	1:49.076											
9	34.916	152.9	48.859	25.474	204.1	1:49.249											

7 NORTH								Ford Mustang								D	
1	7:17.071	133.4	52.267	26.864	181.5	8:36.202		10	34.682	142.8	49.118	25.638	208.4	1:49.438			
2	35.293	145.7	52.225	25.110	200.7	1:52.628		11	35.273	140.0	49.581	7:02.806		8:27.660	Pit		
3	34.240	152.5	47.719	24.930	206.8	1:46.889		12	42.568	147.7	49.742	26.532	200.0	1:58.842			
4	33.684	150.2	47.416	24.512	206.5	1:45.612		13	34.490	146.7	47.809	25.379	206.5	1:47.678			
5	1:02.424	129.1	48.490	25.145	202.6	2:16.059		14	34.726	140.9	48.878	25.988	206.5	1:49.592			
6	33.836	140.9	53.330	24.550	193.8	1:51.716		15	34.310	142.2	48.161	25.972	203.0	1:48.443			
7	34.182	136.1	48.651	24.553	201.1	1:47.386		16	34.740	152.1	47.870	25.562	204.1	1:48.172			
8	34.282	150.2	48.426	1:50.952		3:13.660	Pit										
9	46.913	140.6	49.329	26.002	201.8	2:02.244											

8 WHEELER								Aston Martin DB4								C	
1	6:58.284	115.3	55.307	28.024	179.1	8:21.615		10	34.104	144.3	48.029	25.254	200.7	1:47.387			
2	35.701	144.0	51.636	27.264	183.9	1:54.601		11	34.460	149.3	47.460	27.474	197.8	1:49.394			
3	34.704	144.3	49.511	25.848	191.8	1:50.063		12	34.449	138.6	1:06.772	6:15.322		7:56.543	Pit		
4	35.525	140.8	51.229	25.868	196.3	1:52.622		13	47.981	132.8	50.662	27.806	190.4	2:06.449			
5	34.321	142.2	49.510	25.706	193.2	1:49.537		14	34.034	145.9	47.354	25.753	197.8	1:47.141			
6	38.418	129.9	51.737	27.710	192.1	1:57.865		15	33.980	147.5	48.470	26.451	205.3	1:48.901			
7	34.847	142.6	49.290	25.537	193.8	1:49.674		16	34.486	150.6	46.352	24.654	203.3	1:45.492			
8	37.371	134.6	52.207	1:18.160		2:47.738	Pit										
9	46.842	131.8	50.277	25.629	198.8	2:02.748											

9 WILLIAMS								Rover SD1								B	
1	6:56.216	117.9	49.195	25.682	180.3	8:11.093		4	34.188	130.7	49.909	8:01.419		9:25.516	Pit		
2	35.596	139.8	48.705	25.601	186.5	1:49.902		5	50.883	115.2	1:00.933	37.583	122.5	2:29.399			
3	33.644	142.1	47.738	26.444	184.6	1:47.826											



Circuit Length - 3.703 kilometres  
Grand Prix Circuit  
Brands Hatch

Weather/Track: Cloud 17° /Dry 20°

# Heritage Grand Touring Cars Qualifying - Sector Analysis Report

Lap S1 Time S1 Spd S2 Time S2 Spd S3 Time S3 Spd Lap Time Pit Lap S1 Time S1 Spd S2 Time S2 Spd S3 Time S3 Spd Lap Time Pit

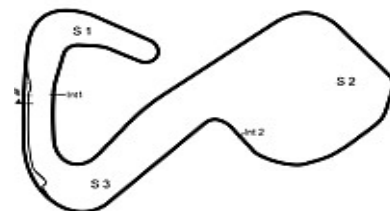
10 CANN							Aston Martin DBS V8							D	
1	8:02.920	125.1	54.609		27.276	192.8	9:24.805	8	9:47.991	135.6	51.279	26.591	204.9	11:05.861	
2	35.591	150.0	50.579		24.712	201.1	1:50.882	9	33.363	150.2	46.599	25.322	207.6	1:45.284	
3	34.203	159.0	47.804		24.511	201.8	1:46.518	10	33.186	153.6	46.222	24.451	208.8	1:43.859	
4	35.283	159.0	50.822		26.615	199.2	1:52.720	11	33.127	157.2	46.331	24.267	203.7	1:43.725	
5	34.869	161.1	4:37.009		2:21.166		7:33.044	Pit	12	33.142	158.5	46.114	24.288	206.8	1:43.544
6	44.427	142.6	49.686		25.239	196.7	1:59.352								
7	34.228	146.5	47.735		24.939	203.7	1:46.902								

11 HALL							Chevrolet Camaro							D	
1	8:48.793	138.4	57.484		25.735	205.3	10:12.012	8	32.396	153.1	45.179	23.695	212.5	1:41.270	
2	31.837	162.8	43.658		23.444	210.9	1:38.939	9	32.033	155.1	44.178	23.790	211.7	1:40.001	
3	32.484	158.5	43.656		23.205	212.5	1:39.345	10	32.062	161.4	46.297			11:34.822	Pit
4	31.806	168.7	44.468		23.392	215.5	1:39.666	11	44.195	147.1	46.720	27.754	210.1	1:58.669	
5	31.677	165.8	48.704		3:02.485		4:22.866	Pit	12	31.802	162.8	45.691	23.634	214.7	1:41.127
6	42.295	132.8	50.960		25.164	198.8	1:58.419								
7	33.207	150.0	45.061		23.583	211.7	1:41.851								

12 VOYCE							Lotus Cortina Mk1							A	
1	8:21.099	126.9	54.755		28.194	167.9	9:44.048	8	36.416	130.2	54.025	4:19.797		5:50.238	Pit
2	36.583	129.9	51.954		27.134	168.7	1:55.671	9	53.341	114.5	1:00.951	7:34.479		9:28.771	Pit
3	35.873	130.1	51.737		29.673	165.3	1:57.283	10	1:02.238	105.2	55.534	30.262	166.9	2:28.034	
4	35.913	132.3	51.660		27.993	164.8	1:55.566	11	36.768	132.0	54.449	29.847	165.6	2:01.064	
5	37.391	130.5	50.731		27.199	169.2	1:55.321	12	38.933	125.7	55.210	28.934	165.3	2:03.077	
6	36.758	108.4	54.194		27.248	170.3	1:58.200								
7	36.065	130.2	51.452		27.289	170.8	1:54.806								

19 STREETER							Ford Anglia							A	
1	7:45.778	117.0	54.725		28.144	174.1	9:08.647	8	35.247	137.2	50.443	26.855	177.9	1:52.545	
2	36.159	136.1	51.652		27.704	174.7	1:55.515	9	36.030	134.4	50.648			14:23.125	Pit
3	35.647	138.6	51.859		27.546	176.7	1:55.052	10	45.392	125.7	52.472	27.851	176.7	2:05.715	
4	35.525	133.1	53.053		28.391	175.0	1:56.969	11	36.659	134.3	51.805	26.895	176.7	1:55.359	
5	35.788	136.1	52.126		27.328	176.7	1:55.242	12	36.555	138.4	51.829	27.148	176.4	1:55.532	
6	36.605	104.0	52.279		26.804	175.8	1:55.688								
7	35.438	132.6	51.523		26.626	179.4	1:53.587								

21 SCRAGG							Aston Martin DBS							D	
1	6:57.992	140.9	48.786		24.826	203.3	8:11.604	9	33.128	162.4	46.021	23.989	210.1	1:43.138	
2	36.017	135.5	50.614		25.483	195.2	1:52.114	10	33.298	154.5	49.983	6:42.783		8:06.064	Pit
3	33.661	152.1	47.097		24.844	202.6	1:45.602	11	39.036	133.3	47.200	25.133	207.6	1:51.369	
4	33.578	156.0	46.991		25.362	198.8	1:45.931	12	32.928	144.5	45.876	24.779	212.5	1:43.583	
5	33.967	145.3	48.760		25.541	193.8	1:48.268	13	33.152	153.4	45.596	24.262	216.4	1:43.010	
6	35.267	122.3	48.953		5:08.748		6:32.968	Pit	14	32.818	156.9	46.877	24.084	207.6	1:43.779
7	42.402	134.1	49.235		25.042	206.5	1:56.679	15	32.894	152.5	45.376	24.329	212.5	1:42.599	
8	33.734	149.3	47.795		24.441	214.2	1:45.970								



Circuit Length - 3.703 kilometres  
Grand Prix Circuit  
Brands Hatch

Weather/Track: Cloud 17° /Dry 20°

Printed at 15:23, Friday, 21 September, 2007

© MST Systems Ltd, 2005 (www.mstworld.com)

Page 2

# Heritage Grand Touring Cars Qualifying - Sector Analysis Report

Lap S1 Time S1 Spd S2 Time S2 Spd S3 Time S3 Spd Lap Time Pit Lap S1 Time S1 Spd S2 Time S2 Spd S3 Time S3 Spd Lap Time Pit

## 26 CHRISTOFOROU

## Ford Escort Mk1

## B

1	7:30.477	115.0	58.814	26.996	173.3	8:56.287	10	33.792	147.3	46.480	24.937	190.1	1:45.209
2	35.920	126.3	52.866	25.762	185.8	1:54.548	11	33.758	142.2	47.758	25.079	188.4	1:46.595
3	34.345	145.9	51.442	25.656	187.5	1:51.443	12	33.524	147.7	48.091	7:24.711		8:46.326 Pit
4	34.169	142.2	48.087	25.371	188.4	1:47.627	13	42.526	132.8	47.760	26.027	189.4	1:56.313
5	34.651	138.2	48.809	25.157	191.1	1:48.617	14	33.733	145.3	47.671	25.909	188.8	1:47.313
6	33.823	133.9	50.849	25.218	189.4	1:49.890	15	33.679	145.1	48.043	25.493	187.1	1:47.215
7	33.904	130.1	48.080	25.053	187.8	1:47.037	16	34.598	146.5	47.470	25.359	187.1	1:47.427
8	33.486	143.2	47.855	24.974	190.8	1:46.315							
9	37.492	144.3	50.120	25.889	191.1	1:53.501							

## 27 LLOYD

## Morgan Plus 8

## C

1	7:14.612	144.9	49.234	25.738	205.7	8:29.584	10	32.005	159.5	59.625	27.085	210.5	1:58.715
2	33.039	157.4	48.415	24.253	206.5	1:45.707	11	32.150	158.8	45.649	23.705	208.8	1:41.504
3	32.836	157.2	46.718	24.088	207.6	1:43.642	12	33.445	158.3	47.496	8:08.635		9:29.576 Pit
4	32.521	164.8	46.042	24.183	208.0	1:42.746	13	39.197	144.0	47.145	24.778	211.3	1:51.120
5	31.971	161.6	47.499	23.587	202.6	1:43.057	14	32.632	155.8	46.725	24.236	211.3	1:43.593
6	33.010	107.5	48.108	24.217	206.1	1:45.335	15	31.720	159.5	44.793	23.594	210.1	1:40.107
7	32.501	147.1	46.973	23.773	203.3	1:43.247	16	32.879	144.3	44.709	23.829	208.4	1:41.417
8	32.308	163.8	45.982	23.719	211.3	1:42.009	17	31.777	165.1	44.188	23.883	211.3	1:39.848
9	31.576	170.0	46.208	24.255	211.7	1:42.039							

## 29 THOMAS

## Lotus 47

## B

1				168.2	9:19.010	9	49.857	119.3	54.023	28.719	180.9	2:12.599	
2		1:26.992		184.3	1:53.301	10	36.637	127.0	55.829	29.881	171.9	2:02.347	
3	38.554	148.3	51.038	27.314	189.4	1:56.906	11	37.338	92.8	6:23.334		7:00.672 Pit	
4	34.547	147.1	51.032	26.358	187.5	1:51.937	12	46.316	120.0	54.462	27.760	176.4	2:08.538
5	34.393	145.1	50.135	26.031	186.5	1:50.559	13	35.703	133.0	50.397	27.461	176.7	1:53.561
6	34.837	136.0	49.662	26.031	187.8	1:50.530	14	36.578	116.1	53.800	26.410	180.6	1:56.788
7	35.003	125.8	50.117	26.407	188.1	1:51.527	15	35.044	133.3	51.128	26.980	180.0	1:53.152
8	36.249	140.9	51.748	2:03.229		3:31.226 Pit							

## 31 MASTERS

## Jaguar XJS

## B

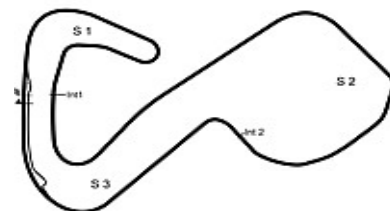
1	7:06.706	124.7	54.869	28.043	148.1	8:29.618	6	36.244	135.3	51.741	26.682	175.0	1:54.667
2	40.641	133.0	55.644	27.059	176.1	2:03.344	7	35.594	138.6	50.591	26.648	177.9	1:52.833
3	36.799	135.3	52.028	29.095	164.6	1:57.922	8	36.437	139.3	51.006	26.918	168.2	1:54.361
4	37.337	136.1	51.733	26.598	177.9	1:55.668							
5	36.706	113.8	51.794	27.073	160.2	1:55.573							

## 32 COX

## MGB

## A

1	7:21.942	109.9	1:01.580	30.536	153.1	8:54.058	8	39.335	120.1	57.110	30.157	155.3	2:06.602
2	41.764	113.3	59.914	30.181	155.8	2:11.859	9	37.838	120.4	55.063	29.373	157.8	2:02.274
3	39.585	119.6	58.460	29.354	156.0	2:07.399	10	38.145	123.8	57.029	7:57.612		9:32.786 Pit
4	38.147	118.2	58.167	29.620	156.7	2:05.934	11	46.127	114.5	55.169	30.022	158.1	2:11.318
5	38.035	120.5	57.001	30.686	154.9	2:05.722	12	37.386	121.4	53.369	28.706	162.1	1:59.461
6	38.964	112.5	57.736	29.961	158.5	2:06.661	13	36.499	123.8	53.614	28.000	162.6	1:58.113
7	38.392	120.9	57.451	30.054	158.1	2:05.897							



Circuit Length - 3.703 kilometres  
Grand Prix Circuit  
Brands Hatch

Weather/Track: Cloud 17° /Dry 20°

Printed at 15:23, Friday, 21 September, 2007

© MST Systems Ltd, 2005 (www.mstworld.com)

Page 3

# Heritage Grand Touring Cars Qualifying - Sector Analysis Report

Lap S1 Time S1 Spd S2 Time S2 Spd S3 Time S3 Spd Lap Time Pit Lap S1 Time S1 Spd S2 Time S2 Spd S3 Time S3 Spd Lap Time Pit

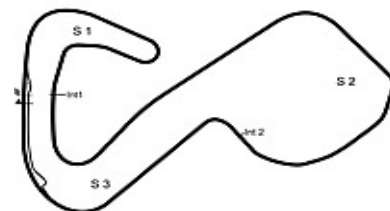
33 BLOOHN				Shelby 350GT				B				
1					177.9	9:55.823	9	35.303	155.8	48.514	25.663	1:49.480
2		1:26.248			160.9	1:55.492	10	36.080	144.1	48.827	25.574	1:50.481
3	37.202	144.5	48.410		25.709	1:51.321	11	36.557	142.6	51.444	8:36.739	10:04.740 Pit
4	35.128	153.1	48.627		25.863	1:49.618	12	50.701	131.0	53.858	27.329	2:11.888
5	35.219	159.2	49.210		25.755	1:50.184	13	35.370	145.7	50.639	26.001	1:52.010
6	34.782	155.1	47.845		25.319	1:47.946	14	36.758	140.0	49.335	26.343	1:52.436
7	37.068	128.1			1:14.528	1:51.596	15	35.912	142.1		1:15.752	1:51.664
8	35.335	155.3	47.692		25.537	1:48.564						

35 DICKSON				Ram Cobra				D						
1	8:03.844	125.7	54.621		26.917	184.9	9:25.382	5	37.147	102.6	51.159	4:18.215	5:46.521 Pit	
2	38.427	133.8	54.994		3:08.683	4:42.104	Pit	6	47.122	143.4	48.975	24.380	206.8	2:00.477
3	48.014	141.3	52.845		26.831	201.1								
4	35.555	119.0	55.479		26.334	201.1	1:57.368							

37 LEES				Morgan Plus 8				B						
1	7:13.112	121.6	52.571		26.724	183.6	8:32.407	8	34.515	127.9	48.831	7:08.783	8:32.129 Pit	
2	35.392	135.3	49.644		25.739	191.4	1:50.775	9	47.708	119.0	1:15.641	5:39.737	7:43.086 Pit	
3	34.231	149.1	48.666		25.540	195.2	1:48.437	10	42.976	117.7	52.018	27.261	192.5	2:02.255
4	35.075	150.4	48.017		25.355	194.2	1:48.447	11	34.233	145.7	48.359	25.872	194.2	1:48.464
5	33.758	148.5	49.451		25.392	195.6	1:48.601	12	34.793	143.4	49.562	25.615	194.9	1:49.970
6	33.590	148.3	48.534		25.374	192.8	1:47.498	13	35.897	144.5	48.486	25.706	193.8	1:50.089
7	35.545	116.1	50.378		26.096	193.2	1:52.019							

40 WILLIAMS				Aston Martin DBS V8				D						
1			8:34.788		175.8	9:02.549	7	37.106	136.5	51.387	26.513	183.3	1:55.006	
2	36.486	132.0	52.989		27.357	178.5	1:56.832	8	37.707	134.8	53.588	26.698	183.3	1:57.993
3	36.036	135.5	51.958		26.932	177.6	1:54.926	9	37.251	135.6	51.086	26.417	182.1	1:54.754
4	36.896	130.5	54.887		1:59.841	3:31.624	Pit	10	37.911	138.8	1:01.922	7:45.326		9:25.159 Pit
5	48.063	105.0	56.569		27.376	183.3	2:12.008	11	47.732	122.0	58.585	30.405	158.1	2:16.722
6	38.809	125.7	53.249		27.165	186.2	1:59.223							

44 SEARLES				Aston Martin DBS V8				D						
1	7:07.482	118.0	54.842		27.897	183.9	8:30.221	9	34.792	155.3	47.146	24.846	205.3	1:46.784
2	35.730	130.1	50.339		25.454	201.4	1:51.523	10	34.069	157.8	47.035	25.062	198.5	1:46.166
3	34.564	150.0	48.637		25.984	200.0	1:49.185	11	34.055	157.4	47.568	8:08.478		9:30.101 Pit
4	36.168	127.3	49.017		25.078	197.0	1:50.263	12	47.061	147.7	49.937	26.460	199.6	2:03.458
5	38.694	141.3	50.072		25.770	201.4	1:54.536	13	34.191	158.3	46.847	25.883	201.4	1:46.921
6	35.326	139.3	50.635		25.398	203.0	1:51.359	14	34.091	156.5	47.374	25.534	202.2	1:46.999
7	35.182	140.9	54.392		1:45.536	3:15.110	Pit	15	33.957	158.8	46.712	25.016	203.0	1:45.685
8	46.229	148.1	48.066		24.914	202.2	1:59.209							



Circuit Length - 3.703 kilometres  
Grand Prix Circuit  
Brands Hatch

Weather/Track: Cloud 17° /Dry 20°

Printed at 15:23, Friday, 21 September, 2007

© MST Systems Ltd, 2005 (www.mstworld.com)

Page 4

# Heritage Grand Touring Cars Qualifying - Sector Analysis Report

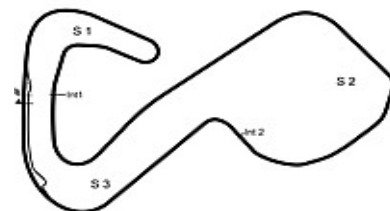
Lap S1 Time S1 Spd S2 Time S2 Spd S3 Time S3 Spd Lap Time Pit Lap S1 Time S1 Spd S2 Time S2 Spd S3 Time S3 Spd Lap Time Pit

45 HAMMOND							Chevrolet Camaro							D
1	7:10.802	115.3	52.842	26.836	181.2	8:30.480	9	33.702	150.0	46.423	24.013	198.1	1:44.138	
2	35.250	135.3	49.093	24.993	196.0	1:49.336	10	33.707	144.7	46.762	1:28.338		2:48.807 Pit	
3	35.122	140.6	49.167	25.977	200.7	1:50.266	11	40.450	106.2		6:54.756		7:35.206 Pit	
4	33.459	142.2	48.264	2:15.380		3:37.103 Pit	12	41.564	117.9	50.843	26.166	182.7	1:58.573	
5	44.014	132.5	49.082	24.540	204.9	1:57.636	13	34.373	140.6	47.364	24.903	208.0	1:46.640	
6	33.494	147.3	47.453	25.125	199.2	1:46.072	14	33.409	153.8	47.370	24.253	201.8	1:45.032	
7	35.006	114.5	48.270	25.035	201.1	1:48.311	15	1:12.300	139.8	48.005	24.609	203.7	2:24.914	
8	1:03.420	145.9	49.160	25.252	198.1	2:17.832								

47 COOKE							Ford Mustang							B
1	7:33.188	108.7	57.222	28.524	172.2	8:58.934	9	39.575	127.6	56.830	32.646	145.3	2:09.051	
2	37.468	119.3	54.944	28.472	170.6	2:00.884	10	39.084	120.1	1:16.773	6:06.360		8:02.217 Pit	
3	38.174	128.4	53.269	28.163	163.8	1:59.606	11	50.054	120.2	58.422	30.315	151.6	2:18.791	
4	39.733	130.2	54.318	29.376	173.3	2:03.427	12	37.868	124.7	53.771	28.445	166.4	2:00.084	
5	37.633	136.7	55.736	2:31.779		4:05.148 Pit	13	38.681	125.4	54.141	28.990	153.6	2:01.812	
6	57.413	118.5	59.783	32.057	144.7	2:29.253	14	39.605	117.1	53.936	28.272	171.9	2:01.813	
7	41.811	121.6	57.885	29.434	162.8	2:09.130								
8	40.629	122.1	57.936	29.375	166.4	2:07.940								

49 TOOMS							Lotus Elan S4							B
1	7:18.648	126.9	51.749	26.944	182.7	8:37.341	9	37.822	138.8	50.899	1:43.712		3:12.433 Pit	
2	36.025	130.2	51.545	26.359	182.4	1:53.929	10	47.636	136.1	48.807	25.989	181.8	2:02.432	
3	34.967	139.7	50.528	26.349	182.1	1:51.844	11	2:40.112	91.9		7:29.688		8:54.465 Pit	
4	35.012	139.1	49.736	26.141	184.3	1:50.889	12	41.925	135.1	51.930	27.271	182.7	2:01.126	
5	34.843	141.9	49.105	26.035	183.0	1:49.983	13	33.765	142.4	47.861	26.960	183.0	1:48.586	
6	35.162	133.8	50.670	26.409	182.7	1:52.241	14	33.825	143.4	47.932	25.556	185.5	1:47.313	
7	34.825	136.7	49.910	26.742	181.2	1:51.477	15	34.510	142.4	54.208	26.587	183.3	1:55.305	
8	34.596	138.8	49.851	26.516	182.7	1:50.963								

50 MOUNTAIN							Lotus Cortina Mk1							A
1	7:40.109	113.2	56.766	29.122	170.0	9:05.997	9	37.280	118.1	53.106	28.335	173.6	1:58.721	
2	37.623	126.4	54.615	29.408	169.2	2:01.646	10	36.536	126.6	52.344	28.202	173.3	1:57.082	
3	39.072	120.1	54.585	29.068	173.9	2:02.725	11	37.064	126.7	53.957	8:18.914		9:49.935 Pit	
4	37.769	125.0	54.071	29.090	172.5	2:00.930	12	49.117	113.8	55.372	29.469	172.5	2:13.958	
5	37.009	126.6	53.485	28.643	171.4	1:59.137	13	36.418	131.3	52.327	27.915	173.6	1:56.660	
6	37.052	123.7	53.646	28.700	173.0	1:59.398	14	36.293	131.0	52.274	28.385	172.5	1:56.952	
7	37.260	127.8	53.620	28.469	172.5	1:59.349								
8	36.959	124.7	53.367	28.453	172.5	1:58.779								



Circuit Length - 3.703 kilometres  
Grand Prix Circuit  
Brands Hatch

Weather/Track: Cloud 17° /Dry 20°

# Heritage Grand Touring Cars Qualifying - Sector Analysis Report

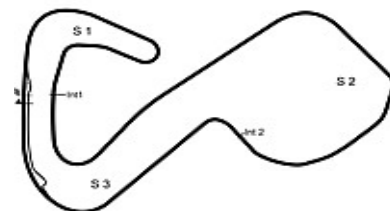
Lap S1 Time S1 Spd S2 Time S2 Spd S3 Time S3 Spd Lap Time Pit Lap S1 Time S1 Spd S2 Time S2 Spd S3 Time S3 Spd Lap Time Pit

56 MCCALLUM								Aston Martin DB5				C	
1	7:54.392	135.3	52.628	27.121	171.1	9:14.141	9	32.977	162.8	46.121	24.280	206.5	1:43.378
2	35.543	148.9	51.989	26.038	194.5	1:53.570	10	32.727	163.1	47.399	7:49.520		9:09.646 Pit
3	34.811	142.4	51.054	26.421	187.8	1:52.286	11	55.708	142.1	53.098	27.089	195.6	2:15.895
4	35.299	146.7	51.747	25.757	201.4	1:52.803	12	34.468	156.9	49.787	26.190	196.3	1:50.445
5	34.518	154.2	49.837	3:05.810		4:30.165 Pit	13	34.736	152.1	50.973	26.876	193.2	1:52.585
6	52.948	102.7	57.098	27.022	176.7	2:17.068	14	34.710	145.5	50.064	25.403	194.2	1:50.177
7	38.041	151.6	47.803	24.665	205.7	1:50.509							
8	32.983	159.2	46.143	24.520	207.6	1:43.646							

60 FORSTER							Morris Mini Minor				A		
1	7:15.021	109.8	59.248	30.593	149.1	8:44.862	8	36.688	122.4	52.299	28.368	157.2	1:57.355
2	39.445	109.9	58.772	29.883	156.2	2:08.100	9	36.599	124.5	51.840	28.447	155.3	1:56.886
3	38.038	120.9	57.441	29.264	154.0	2:04.743	10	2:46.315	83.2		9:00.673		10:29.651 Pit
4	40.232	122.4	58.442	29.233	155.1	2:07.907	11	55.416	110.4	58.678	29.580	154.0	2:23.674
5	38.463	120.9	55.402	1:52.237		3:26.102 Pit	12	38.696	115.2	58.392	29.740	155.1	2:06.828
6	1:04.154	115.8	54.092	28.783	154.7	2:27.029	13	38.684	120.6	55.809	29.443	154.9	2:03.936
7	37.485	122.5	53.070	28.747	154.7	1:59.302							

61 HAWCROFT							Morris Mini				A		
1	7:42.003	104.3	1:00.395	31.018	148.5	9:13.416	7	38.584	113.8	56.677	2:05.777		3:41.038 Pit
2	38.796	116.0	55.046	29.150	153.4	2:02.992	8	49.271	109.3	59.269	30.847	151.8	2:19.387
3	37.828	117.2	55.333	29.705	153.1	2:02.866	9	38.325	115.5	54.889	29.333	153.8	2:02.547
4	38.325	114.1	56.022	29.963	152.7	2:04.310	10	37.738	122.3	1:04.666	9:31.542		11:13.946 Pit
5	38.218	113.0	56.747	30.659	151.0	2:05.624							
6	38.336	111.8	55.887	30.403	152.9	2:04.626							

69 HOLLINS							Morgan Plus 8				C		
1	7:25.227	126.9	55.897	27.648	192.8	8:48.772	10	33.387	151.6	47.719	24.558	208.4	1:45.664
2	35.765	149.1	52.794	25.512	203.0	1:54.071	11	33.393	157.2	46.852	24.896	204.9	1:45.141
3	33.376	156.2	47.671	25.592	203.3	1:46.639	12	33.464	163.6	49.745	7:51.178		9:14.387 Pit
4	33.902	155.8	47.463	25.050	205.3	1:46.415	13	44.111	138.9	54.028	28.775	190.8	2:06.914
5	33.552	159.0	47.771	24.877	203.0	1:46.200	14	34.399	146.3	50.647	27.378	198.8	1:52.424
6	33.714	154.9	48.705	25.153	203.3	1:47.572	15	33.816	161.1	48.241	25.180	208.0	1:47.237
7	33.570	144.5	48.447	24.712	203.0	1:46.729	16	34.045	152.3	46.866	24.726	207.6	1:45.637
8	35.993	150.8	47.995	25.152	199.2	1:49.140							
9	33.712	158.3	47.126	24.998	203.7	1:45.836							



Circuit Length - 3.703 kilometres  
Grand Prix Circuit  
Brands Hatch

Weather/Track: Cloud 17° /Dry 20°

Printed at 15:23, Friday, 21 September, 2007

© MST Systems Ltd, 2005 (www.mstworld.com)

Page 6

# Heritage Grand Touring Cars Qualifying - Sector Analysis Report

Lap S1 Time S1 Spd S2 Time S2 Spd S3 Time S3 Spd Lap Time Pit Lap S1 Time S1 Spd S2 Time S2 Spd S3 Time S3 Spd Lap Time Pit

## 74 THURTLÉ

1	7:09.331	127.3	53.387	26.381	199.6	8:29.099
2	34.864	133.0	49.873	25.590	196.0	1:50.327
3	34.824	144.7	49.274	1:30.861		2:54.959 Pit
4	46.135	140.4	47.051	23.255	219.0	1:56.441
5	33.071	156.9	47.026	23.963	220.8	1:44.060
6	33.542	101.1	48.077	23.843	225.0	1:45.462
7	32.531	160.9	46.767	23.583	222.2	1:42.881
8	33.322	150.8	47.278	1:19.464		2:40.064 Pit
9	41.438	158.5	47.087	23.380	222.6	1:51.905

## Chevrolet Camaro

10	32.160	157.8	46.534	23.850	219.9	1:42.544
11	32.885	159.2	46.975	26.111	212.5	1:45.971
12	34.679	84.6		6:47.834		7:22.513 Pit
13	41.123	120.2	51.434	25.166	220.4	1:57.723
14	32.303	150.8	45.682	24.449	223.1	1:42.434
15	32.384	157.8	47.478	23.625	217.3	1:43.487
16	32.511	158.5	46.601	23.661	219.5	1:42.773
17	31.880	154.0	45.045	23.273	222.6	1:40.198

D

## 75 WHITE

1			7:49.005	176.1	8:15.820	
2	35.976	130.2	1:28.745	27.277	178.2	2:31.998
3	35.711	124.1	52.740	27.294	179.4	1:55.745
4	35.539	132.5	1:04.340	29.657	166.6	2:09.536
5	36.990	123.5	56.884	28.250	171.1	2:02.124
6	36.295	122.3	54.474	26.805	176.1	1:57.574
7	36.403	129.4	54.131	26.390	175.6	1:56.924
8	35.505	131.5	52.684	26.687	174.1	1:54.876

## Triumph TR6

9	35.967	133.1	52.542	26.271	176.7	1:54.780
10	36.318	122.5	53.388	27.330	177.9	1:57.036
11	36.744	133.1	56.352	7:26.193		8:59.289 Pit
12	52.318	85.3	58.190	29.914	168.4	2:20.422
13	36.937	136.7	52.971	31.007	164.8	2:00.915
14	37.486	129.8	52.795	26.253	182.7	1:56.534
15	37.144	131.3	51.711	26.581	182.4	1:55.436

B

## 78 MILLER

1				179.1	9:24.523	
2			1:34.941	183.3	2:04.918	
3	36.545	130.4	51.472	27.099	190.4	1:55.116
4	35.529	142.8	52.336	26.241	199.2	1:54.106
5	35.689	147.3	51.199	26.364	191.8	1:53.252
6	36.462	124.8	51.449	26.609	189.4	1:54.520
7	35.998	145.9	50.121	26.167	197.8	1:52.286
8	36.058	145.1	49.699	27.265	189.4	1:53.022
9	36.344	136.7	51.432	1:29.069		2:56.845 Pit

## Aston Martin V8

10	44.700	158.8	48.101	24.810	209.3	1:57.611
11	33.579	142.4	1:00.195	6:18.811		7:52.585 Pit
12	40.405	149.7	46.922	25.398	207.2	1:52.725
13	33.701	135.8	46.839	24.690	212.1	1:45.230
14	32.992	143.0	47.041	24.472	215.5	1:44.505
15	32.895	154.5	45.397	24.227	215.5	1:42.519
16	33.130	140.0	45.917	24.661	209.7	1:43.708

D

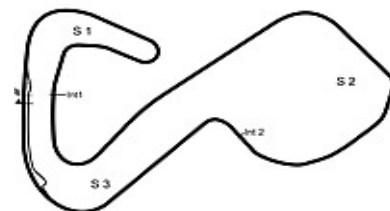
## 79 O'BRIEN

1	7:24.341	129.8	56.109	27.707	183.3	8:48.157
2	35.783	138.4	55.199	26.461	188.8	1:57.443
3	35.453	139.7	50.797	26.523	192.1	1:52.773
4	35.230	144.9	50.152	26.027	180.9	1:51.409
5	36.561	133.3	50.409	26.399	188.4	1:53.369
6	35.840	115.1	52.516	26.971	188.1	1:55.327
7	36.278	141.1	52.543	2:06.506		3:35.327 Pit
8	44.253	116.1	50.951	25.669	198.8	2:00.873
9	34.942	131.2	49.278	27.702	193.5	1:51.922

## Aston Martin DB4

10	34.315	135.8	47.940	25.079	201.4	1:47.334
11	34.144	146.9	53.786	6:23.087		7:51.017 Pit
12	41.986	140.0	49.162	26.434	200.7	1:57.582
13	34.613	147.1	47.980	25.591	201.4	1:48.184
14	34.436	130.4	47.722	25.057	200.0	1:47.215
15	35.431	151.2	47.473	25.278	202.6	1:48.182
16	33.743	153.8	46.611	24.911	204.9	1:45.265

C



Circuit Length - 3.703 kilometres  
Grand Prix Circuit  
Brands Hatch

Weather/Track: Cloud 17° /Dry 20°

# Heritage Grand Touring Cars Qualifying - Sector Analysis Report

Lap S1 Time S1 Spd S2 Time S2 Spd S3 Time S3 Spd Lap Time Pit Lap S1 Time S1 Spd S2 Time S2 Spd S3 Time S3 Spd Lap Time Pit

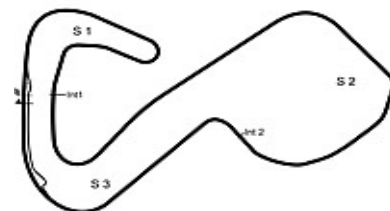
80 CHALMERS							Porsche 911							B		
1	6:59.588	121.6	56.435		28.888	153.1	8:24.911	9	32.970	155.6	47.364	24.859	190.8	1:45.193		
2	39.603	115.6	56.787		28.012	160.7	2:04.402	10	33.122	150.6	46.684	24.866	192.5	1:44.672		
3	38.335	134.4	53.420		2:20.207		3:51.962 Pit	11	33.655	132.8	55.979	7:03.423		8:33.057 Pit		
4	44.117	136.1	50.098		26.436	187.5	2:00.651	12	44.565	137.7	53.077	29.541	178.8	2:07.183		
5	33.282	150.2	48.270		25.330	190.1	1:46.882	13	36.469	141.5	49.525	27.926	188.4	1:53.920		
6	34.061	139.8	47.959		25.175	188.1	1:47.195	14	35.117	149.1	50.104	26.533	189.4	1:51.754		
7	33.239	152.9	47.051		24.911	191.8	1:45.201	15	34.810	139.8	50.564	27.222	189.4	1:52.596		
8	37.436	149.3	49.082		26.608	192.8	1:53.126									

85 DEATH							Mini Cooper S							A		
1	7:33.872	118.0	55.773		27.513	175.0	8:57.158	8	55.426	97.8	53.841	26.310	171.1	2:15.577		
2	37.597	127.8	51.006		26.510	173.6	1:55.113	9	34.677	136.8	49.748	25.517	173.3	1:49.942		
3	35.381	132.5	50.211		26.215	176.7	1:51.807	10	34.259	136.0	49.227	25.646	173.3	1:49.132		
4	35.544	133.6	52.943		26.577	173.6	1:55.064	11	33.585	138.2	1:02.307	7:04.562		8:40.454 Pit		
5	35.397	135.1	50.678		26.124	173.0	1:52.199	12	1:00.973	106.5	56.429	27.491	173.0	2:24.893		
6	35.462	116.8	52.655		26.284	173.0	1:54.401	13	34.061	137.9	48.145	25.566	174.7	1:47.772		
7	38.219	115.8	53.611		1:46.908		3:18.738 Pit									

86 COOKE							Triumph TR4							B		
1	7:49.234	108.2	1:00.984		30.977	163.6	9:21.195	9	47.459	120.5	55.808	29.977	162.8	2:13.244		
2	39.351	123.2	56.330		29.826	165.1	2:05.507	10	38.976	129.4	1:05.878	6:10.579		7:55.433 Pit		
3	38.722	122.7	54.785		29.096	168.2	2:02.603	11	43.588	125.8	55.403	29.348	171.7	2:08.339		
4	39.224	126.9	54.522		28.698	166.1	2:02.444	12	38.144	128.2	56.239	31.384	161.9	2:05.767		
5	38.747	128.4	53.798		28.653	160.4	2:01.198	13	37.740	129.3	54.461	28.393	171.4	2:00.594		
6	37.645	126.9	54.776		28.983	168.2	2:01.404	14	37.391	132.8	53.734	28.319	163.3	1:59.444		
7	38.395	118.0	55.630		29.025	169.0	2:03.050									
8	37.753	130.7	56.124		2:22.483		3:56.360 Pit									

91 YOUNG							Aston Martin V8							I		
1	7:56.796	136.5	54.567		27.553	186.5	9:18.916	7	35.191	117.9	50.834	24.695	209.7	1:50.720		
2	34.861	138.4	48.582		25.685	170.8	1:49.128	8	33.366	136.5	47.131	24.570	203.3	1:45.067		
3	35.111	146.7	50.915		25.350	181.8	1:51.376	9	34.859	143.8	47.062	24.673	206.8	1:46.594		
4	35.212	134.1	50.104		24.845	206.1	1:50.161	10	34.264	141.3	47.105	24.548	203.3	1:45.917		
5	34.368	142.8	47.425		24.371	209.7	1:46.164	11	33.713	148.3	47.145	24.348	210.1	1:45.206		
6	35.132	103.7	52.085		24.585	200.0	1:51.802									

92 MCCARTHY							MGB GT V8							C		
1	7:37.170	134.1	50.999		25.035	201.8	8:53.204	10	34.363	149.3	50.240	26.235	198.5	1:50.838		
2	33.119	140.0	49.846		24.283	203.7	1:47.248	11	34.402	94.0		6:31.704		7:06.106 Pit		
3	33.318	152.1	47.601		24.447	199.2	1:45.366	12	42.316	150.4	47.546	25.397	206.5	1:55.259		
4	32.848	147.9	46.121		24.109	194.9	1:43.078	13	34.508	128.8	47.310	25.381	208.0	1:47.199		
5	32.913	151.6	46.659		24.232	201.1	1:43.804	14	34.408	142.1	49.593	24.686	203.0	1:48.687		
6	33.403	146.7	46.601		23.823	204.1	1:43.827	15	33.658	147.7	46.547	24.576	206.8	1:44.781		
7	34.665	118.0	48.458		24.744	202.2	1:47.867	16	33.376	150.2	47.966	24.805	206.1	1:46.147		
8	34.432	121.8	48.063		3:42.042		5:04.537 Pit									
9	46.144	145.5	46.133		24.333	208.8	1:56.610									

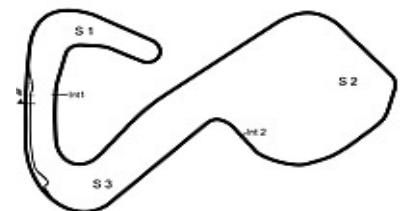


Circuit Length - 3.703 kilometres  
Grand Prix Circuit  
Brands Hatch

Weather/Track: Cloud 17° /Dry 20°

# Heritage Grand Touring Cars Qualifying - Best Sector Speeds Report

SECTOR 1				SECTOR 2		SECTOR 3		
POS	NO	NAME	SPEED	LAP	NO	NAME	SPEED	LAP
1	27	LLOYD	170.0	9	74	THURTL	225.0	6
2	11	HALL	168.7	4	21	SCRAGG	216.4	13
3	69	HOLLINS	163.6	12	11	HALL	215.5	4
4	56	MCCALLUM	163.1	10	78	MILLER	215.5	14
5	21	SCRAGG	162.4	9	27	LLOYD	211.7	9
6	10	CANN	161.1	5	91	YOUNG	210.1	11
7	74	THURTL	160.9	7	10	CANN	208.8	10
8	33	BLOOHN	159.2	5	92	MCCARTHY	208.8	9
9	44	SEARLES	158.8	15	7	NORTH	208.4	10
10	78	MILLER	158.8	10	69	HOLLINS	208.4	10
11	6	BRYAN	156.5	12	45	HAMMOND	208.0	13
12	80	CHALMERS	155.6	9	56	MCCALLUM	207.6	8
13	4	SHOESMITH	155.3	6	35	DICKSON	206.8	6
14	45	HAMMOND	153.8	14	8	WHEELER	205.3	15
15	79	O'BRIEN	153.8	16	44	SEARLES	205.3	9
16	7	NORTH	152.5	3	79	O'BRIEN	204.9	16
17	92	MCCARTHY	152.1	3	6	BRYAN	204.1	9
18	8	WHEELER	150.6	16	4	SHOESMITH	202.2	13
19	37	LEES	150.4	4	33	BLOOHN	197.8	10
20	29	THOMAS	148.3	3	37	LEES	195.6	5
21	91	YOUNG	148.3	11	80	CHALMERS	192.8	8
22	26	CHRISTOFOR	147.7	12	26	CHRISTOFOR	191.1	5
23	35	DICKSON	143.4	6	29	THOMAS	189.4	3
24	49	TOOMS	143.4	14	9	WILLIAMS	186.5	2
25	9	WILLIAMS	142.1	3	40	WILLIAMS	186.2	6
26	31	MASTERS	139.3	8	49	TOOMS	185.5	14
27	40	WILLIAMS	138.8	10	75	WHITE	182.7	14
28	19	STREETER	138.6	3	19	STREETER	179.4	7
29	85	DEATH	138.2	11	31	MASTERS	177.9	4
30	47	COOKE	136.7	5	85	DEATH	176.7	3
31	75	WHITE	136.7	13	50	MOUNTAIN	173.9	3
32	86	COOKE	132.8	14	47	COOKE	173.3	4
33	12	VOYCE	132.3	4	86	COOKE	171.7	11
34	50	MOUNTAIN	131.3	13	12	VOYCE	170.8	7
35	60	FORSTER	124.5	9	32	COX	162.6	13
36	32	COX	123.8	10	60	FORSTER	157.2	8
37	61	HAWCROFT	122.3	10	61	HAWCROFT	153.8	9



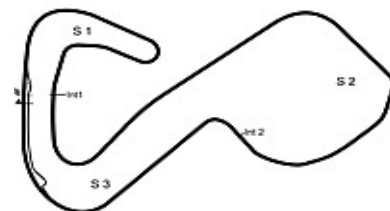
Circuit Length - 3.703 kilometres  
Grand Prix Circuit  
Brands Hatch

Weather/Track: Cloud 17° /Dry 20°

## Heritage Grand Touring Cars Qualifying - Best Sector Times Report

POS	NO	SECTOR 1		SECTOR 2		SECTOR 3		IDEAL/BEST LAP COMPARISON							
		TIME	LAP	NO	TIME	LAP	NO	TIME	LAP	NO	NAME	IDEAL	BEST	LAP	DIFF
1	27	31.576	9	11	43.656	3	11	23.205	3	11	HALL	1:38.538	1:38.939	2	+ 0.401
2	11	31.677	5	27	44.188	17	74	23.255	4	27	LLOYD	1:39.351	1:39.848	17	+ 0.497
3	74	31.880	17	74	45.045	17	27	23.587	5	74	THURTLÉ	1:40.180	1:40.198	17	+ 0.018
4	56	32.727	10	21	45.376	15	92	23.823	6	21	SCRAGG	1:42.183	1:42.599	15	+ 0.416
5	21	32.818	14	78	45.397	15	21	23.989	9	78	MILLER	1:42.519	1:42.519	15	+ 0.000
6	92	32.848	4	10	46.114	12	45	24.013	9	92	MCCARTHY	1:42.792	1:43.078	4	+ 0.286
7	78	32.895	15	56	46.121	9	78	24.227	15	56	MCCALLUM	1:43.128	1:43.378	9	+ 0.250
8	80	32.970	9	92	46.121	4	10	24.267	11	10	CANN	1:43.508	1:43.544	12	+ 0.036
9	10	33.127	11	8	46.352	16	56	24.280	9	45	HAMMOND	1:43.845	1:44.138	9	+ 0.293
10	91	33.366	8	45	46.423	9	91	24.348	11	80	CHALMERS	1:44.513	1:44.672	10	+ 0.159
11	69	33.376	3	26	46.480	10	35	24.380	6	91	YOUNG	1:44.776	1:45.067	8	+ 0.291
12	45	33.409	14	79	46.611	16	7	24.512	4	69	HOLLINS	1:44.786	1:45.141	11	+ 0.355
13	26	33.486	8	80	46.684	10	69	24.558	10	26	CHRISTOFO	1:44.903	1:45.209	10	+ 0.306
14	85	33.585	11	44	46.712	15	8	24.654	16	8	WHEELER	1:44.986	1:45.492	16	+ 0.506
15	37	33.590	6	69	46.852	11	44	24.846	9	79	O'BRIEN	1:45.265	1:45.265	16	+ 0.000
16	9	33.644	3	91	47.062	9	80	24.859	9	44	SEARLES	1:45.515	1:45.685	15	+ 0.170
17	7	33.684	4	7	47.416	4	79	24.911	16	7	NORTH	1:45.612	1:45.612	4	+ 0.000
18	79	33.743	16	33	47.692	8	26	24.937	10	37	LEES	1:46.962	1:47.498	6	+ 0.536
19	49	33.765	13	9	47.738	3	6	25.163	10	9	WILLIAMS	1:46.983	1:47.826	3	+ 0.843
20	44	33.957	15	49	47.861	13	4	25.310	14	49	TOOMS	1:47.182	1:47.313	14	+ 0.131
21	8	33.980	15	37	48.017	4	33	25.319	6	85	DEATH	1:47.247	1:47.772	13	+ 0.525
22	6	34.316	6	85	48.145	13	37	25.355	4	33	BLOOHN	1:47.793	1:47.946	6	+ 0.153
23	29	34.393	5	4	48.347	4	85	25.517	9	6	BRYAN	1:47.842	1:48.893	6	+ 1.051
24	4	34.504	13	6	48.363	11	49	25.556	14	4	SHOESMITH	1:48.161	1:48.845	4	+ 0.684
25	33	34.782	6	35	48.975	6	9	25.601	2	35	DICKSON	1:48.910	1:57.368	4	+ 8.458
26	19	35.247	8	29	49.662	6	29	26.031	5	29	THOMAS	1:50.086	1:50.530	6	+ 0.444
27	75	35.505	8	19	50.443	8	75	26.253	14	19	STREETER	1:52.316	1:52.545	8	+ 0.229
28	35	35.555	4	31	50.591	7	40	26.417	9	31	MASTERS	1:52.783	1:52.833	7	+ 0.050
29	31	35.594	7	12	50.731	5	31	26.598	4	75	WHITE	1:53.469	1:54.780	9	+ 1.311
30	12	35.873	3	40	51.086	9	19	26.626	7	40	WILLIAMS	1:53.539	1:54.754	9	+ 1.215
31	40	36.036	3	75	51.711	15	12	27.134	2	12	VOYCE	1:53.738	1:54.806	7	+ 1.068
32	50	36.293	14	60	51.840	9	50	27.915	13	50	MOUNTAIN	1:56.482	1:56.660	13	+ 0.178
33	32	36.499	13	50	52.274	14	32	28.000	13	60	FORSTER	1:56.807	1:56.886	9	+ 0.079
34	60	36.599	9	47	53.269	3	47	28.163	3	32	COX	1:57.868	1:58.113	13	+ 0.245
35	86	37.391	14	32	53.369	12	86	28.319	14	47	COOKE	1:58.900	1:59.606	3	+ 0.706
36	47	37.468	2	86	53.734	14	60	28.368	8	86	COOKE	1:59.444	1:59.444	14	+ 0.000
37	61	37.738	10	61	54.889	9	61	29.150	2	61	HAWCROFT	2:01.777	2:02.547	9	+ 0.770

'Perfect Lap' - 1:38.437



Circuit Length - 3.703 kilometres  
Grand Prix Circuit  
Brands Hatch

Weather/Track: Cloud 17° /Dry 20°

# Heritage Grand Touring Cars

## GRID FOR RACE 1

ROW 19	61	Hawcroft/Hawcroft	1	Bryant/Bryant
ROW 18	86	Cooke/Brewer	47	Cooke/Cooke/Verschueren
ROW 17	35	Dickson/Miller	32	Cox/McCarthy
ROW 16	50	Mountain/Hathaway	60	Forster/Letts
ROW 15	75	White/White	12	Voyce/Brown
ROW 14	31	Masters	40	Williams/Cann/Cann
ROW 13	29	Thomas/Dobson	19	Streeter
ROW 12	4	Shoemith/Barrow	6	Bryan
ROW 11	9	Williams/Williams	33	Bloohn/Nunn
ROW 10	37	Lees	85	Death/Death
ROW 9	44	Searles/Jardine	49	Tooms/Caine
ROW 8	8	Wheeler/Samuelson	7	North/North
ROW 7	26	Christoforou	79	O'Brien/Kemp
ROW 6	91	Young	69	Hollins
ROW 5	45	Hammond/Jenkinson	80	Chalmers/Davids
ROW 4	56	McCallum/Bussell	10	Cann/Cann
ROW 3	21	Scragg	92	McCarthy/McCarthy
ROW 2	74	Thurtle/Thurtle/Bennington	78	Miller/Goble
ROW 1	11	Hall/Rouse	27	Lloyd/Horsman

POLE

Car 1 allowed to start  
Weather/Track: Cloud 17°/Dry 20°

Brands Hatch GP  
Circuit Length = 3.7030 km.  
Start: 14:41 End: 15:20

Race Director:

Steward:

Timekeeper:

# Heritage Grand Touring Cars

## RACE CLASSIFICATION - RACE 1

POS	NO	CL	DRIVERS	CAR	TIME	LAPS	GAP	KPH	BEST
1	27	C	Lloyd/Horsman	Morgan Plus 8	30:53.396	17		122.33	1:38.203
2	11	D	Rouse/Hall	Chevrolet Camaro	30:54.818	17	1.422	122.23	1:38.839
3	1	C	Bryant/Bryant	Morgan Plus 8	31:58.871	17	1:05.475	118.15	1:38.337
4	21	D	Scragg	Aston Martin DBS	32:19.636	17	1:26.240	116.89	1:42.750
5	8	C	Wheeler/Samuelson	Aston Martin DB4	32:26.510	17	1:33.114	116.48	1:43.261
6	45	D	Hammond/Jenkinson	Chevrolet Camaro	31:04.380	16	1 LAP	114.46	1:45.042
7	56	C	McCallum/Bussell	Aston Martin DB5	31:11.379	16	1 LAP	114.03	1:44.283
8	91	I	Young	Aston Martin V8	31:22.860	16	1 LAP	113.33	1:45.215
9	69	C	Hollins	Morgan Plus 8	31:25.161	16	1 LAP	113.20	1:44.998
10	80	B	Davids/Chalmers	Porsche 911	31:25.162	16	1 LAP	113.20	1:46.422
11	44	D	Searles/Jardine	Aston Martin DBS V8	31:25.638	16	1 LAP	113.17	1:46.536
12	37	B	Lees	Morgan Plus 8	31:43.012	16	1 LAP	112.13	1:45.614
13	7	D	North/North	Ford Mustang	31:46.990	16	1 LAP	111.90	1:45.868
14	85	A	Death/Death	Mini Cooper S	31:55.441	16	1 LAP	111.41	1:47.965
15	79	C	O'Brien/Kemp	Aston Martin DB4	31:57.518	16	1 LAP	111.29	1:45.094
16	49	B	Tooms/Caine	Lotus Elan S4	32:00.919	16	1 LAP	111.09	1:47.471
17	4	I	Shoesmith/Barrow	Ford Escort	32:32.128	16	1 LAP	109.31	1:46.578
18	6	B	Bryan	Porsche 928	30:53.995	15	2 LAPS	107.91	1:49.380
19	19	A	Streeter	Ford Anglia	30:55.412	15	2 LAPS	107.83	1:49.821
20	29	B	Thomas/Dobson	Lotus 47	31:08.967	15	2 LAPS	107.04	1:51.768
21	35	D	Dickson/Miller	Ram Cobra	31:30.560	15	2 LAPS	105.82	1:45.035
22	40	D	Cann/Williams	Aston Martin DBS V8	31:55.078	15	2 LAPS	104.47	1:54.177
23	12	A	Voyce/Brown	Lotus Cortina Mk1	31:59.648	15	2 LAPS	104.22	1:54.301
24	50	A	Hathaway/Mountain	Lotus Cortina Mk1	32:11.699	15	2 LAPS	103.57	1:56.882
25	32	A	Cox/McCarthy	MGB	32:17.864	15	2 LAPS	103.24	1:57.655
26	86	B	Cooke/Brewer	Triumph TR4	32:27.197	15	2 LAPS	102.74	1:57.913
27	47	B	Cooke/Verschueren	Ford Mustang	32:32.911	15	2 LAPS	102.44	1:53.667
28	61	A	Hawcroft/Hawcroft	Morris Mini	32:47.365	15	2 LAPS	101.69	1:58.066
29	75	B	White/White	Triumph TR6	31:30.094	14	3 LAPS	98.79	1:53.904

### NOT CLASSIFIED

78	D	Miller/Goble	Aston Martin V8	29:17.893	16	D.N.F.	113.81	1:42.703
9	B	Williams/Williams	Rover SD1	28:59.453	14	D.N.F.	107.35	1:49.104
92	C	McCarthy/McCarthy	MGB GT V8	25:59.299	13	D.N.F.	111.20	1:43.119
31	B	Masters	Jaguar XJS	25:06.024	11	D.N.F.	97.44	1:53.007
10	D	Cann/Cann	Aston Martin DBS V8	15:36.479	8	D.N.F.	113.99	1:42.995
60	A	Forster	Morris Mini Minor	14:34.551	5	D.N.F.	76.33	2:07.852
33	B	Nunn	Shelby 350GT	4:35.549	2	D.N.F.	97.15	2:02.948
26	B	Christoforou	Ford Escort Mk1	7:27.077	2	D.N.F.	59.87	1:58.965
71	I	Glover/Knight	Ford Escort	24:34.231	2	D.N.F.	18.15	
74	D	Thurtle/Thurtle	Chevrolet Camaro		0	D.N.F.	N/A	

### FASTEST LAP

27	C	Lloyd/Horsman	Morgan Plus 8	1:38.203	10	135.74kph	84.35mph
11	D	Rouse/Hall	Chevrolet Camaro	1:38.839	6	134.87kph	83.80mph
91	I	Young	Aston Martin V8	1:45.215	5	126.70kph	78.72mph
37	B	Lees	Morgan Plus 8	1:45.614	13	126.22kph	78.43mph
85	A	Death/Death	Mini Cooper S	1:47.965	16	123.47kph	76.72mph

Weather/Track: Sun 21°/Dry 30° Car 78 not Classified - Not running at Red Flag

Circuit Length = 3.7030 km.  
Start: 13:22 End: 13:55

Race Director:	Steward:	Timekeeper:
----------------	----------	-------------

# Heritage Grand Touring Cars

## Race 1 - Sector Analysis Report

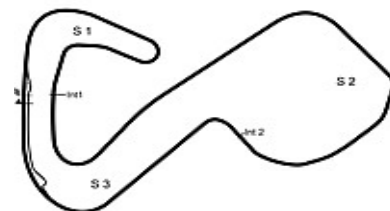
Lap S1 Time S1 Spd S2 Time S2 Spd S3 Time S3 Spd Lap Time Pit Lap S1 Time S1 Spd S2 Time S2 Spd S3 Time S3 Spd Lap Time Pit

1 BRYANT						Morgan Plus 8						C		
1	59.251	154.6	47.090		23.820	166.6	2:10.161	10	31.469	151.5	44.629	23.388	211.3	1:39.486
2	42.961	97.2	1:10.215		35.418	108.2	2:28.594	11	31.506	158.6	43.674	23.157	211.7	1:38.337
3	58.778	108.1	1:07.434		32.532	191.8	2:38.744	12	31.545	158.1	44.406	23.115	211.3	1:39.066
4	33.214	157.9	46.919		23.890	207.2	1:44.023	13	31.693	154.4	44.647	1:18.470		2:34.810 Pit
5	31.362	147.8	44.779		24.078	209.7	1:40.219	14	40.038	140.7	47.465	25.066	201.1	1:52.569
6	31.310	154.8	47.339		23.281	210.9	1:41.930	15	33.492	147.8	46.428	24.364	202.6	1:44.284
7	31.531	160.1	45.329		24.099	204.9	1:40.959	16	33.304	145.0	46.449	24.458	201.8	1:44.211
8	31.436	160.1	43.843		23.207	210.1	1:38.486	17	33.410	142.8	46.011	24.407	204.5	1:43.828
9	31.369	156.2	44.547		23.248	211.7	1:39.164							

4 SHOESMITH						Ford Escort						I		
1	1:03.399	126.2	55.288		28.073		2:26.760	10	34.638	145.4	49.370	24.999		1:49.007
2	37.745	137.5	1:04.523		36.157		2:18.425	11	34.617	147.4	49.335	25.584		1:49.536
3	1:03.542	114.2	1:00.788		32.240	170.8	2:36.570	12	34.506	137.0	49.705	1:31.080		2:55.291 Pit
4	37.247	133.6	52.857		26.875		1:56.979	13	39.620	146.0	48.988	25.513		1:54.121
5	36.045	135.4	53.092		27.769		1:56.906	14	33.850	147.4	48.307	25.098		1:47.255
6	35.664	141.2	50.119		25.611		1:51.394	15	33.621	144.3	48.985	25.698	195.2	1:48.304
7	35.427	145.6	51.341		26.038	185.2	1:52.806	16	33.560	147.4	47.699	25.319		1:46.578
8	35.514	136.2	50.675		26.078		1:52.267							
9	35.257	141.0	49.245		25.427	197.4	1:49.929							

6 BRYAN						Porsche 928						B		
1	43.638	131.9	50.936		26.095	186.8	2:00.669	9	34.764	146.2	49.812	25.925	192.8	1:50.501
2	43.237	117.8	1:13.199		36.814	76.0	2:33.250	10	34.842	144.3	49.471	25.972	177.3	1:50.285
3	53.142	122.9	1:12.614		30.749	166.4	2:36.505	11	35.880	138.0	51.462	1:52.799		3:20.141 Pit
4	36.096	137.1	50.462		26.518	192.1	1:53.076	12	40.859	137.9	50.535	25.933	188.1	1:57.327
5	35.133	138.4	49.706		25.583	195.2	1:50.422	13	35.047	143.0	49.000	25.631	188.4	1:49.678
6	34.841	149.3	49.338		25.667	193.2	1:49.846	14	34.991	145.4	49.482	26.048	195.2	1:50.521
7	34.487	150.0	48.782		26.111	193.5	1:49.380	15	34.776	146.2	49.957	25.905	184.3	1:50.638
8	35.289	144.0	50.225		26.242	193.5	1:51.756							

7 NORTH						Ford Mustang						D		
1	39.781	141.2	50.552		25.317	175.3	1:55.650	10	39.878	137.7	48.718	25.988	200.3	1:54.584
2	40.655	111.1	1:14.045		37.525	86.4	2:32.225	11	35.115	143.2	48.223	25.533	204.1	1:48.871
3	51.032	99.8	1:13.784		27.378	197.0	2:32.194	12	34.183	145.4	49.187	25.764	202.6	1:49.134
4	34.262	154.4	50.242		27.021	197.8	1:51.525	13	34.296	147.8	48.420	25.633	203.7	1:48.349
5	33.976	152.1	47.454		24.438	205.7	1:45.868	14	35.065	144.5	49.479	25.569	204.1	1:50.113
6	34.115	144.0	49.448		24.973	203.0	1:48.536	15	34.421	138.6	48.612	25.116	204.5	1:48.149
7	34.555	146.6	48.082		24.839	206.1	1:47.476	16	34.839	139.0	48.516	25.275	200.0	1:48.630
8	33.859	144.0	48.481		24.899	203.0	1:47.239							
9	34.617	144.0	51.504		1:32.326		2:58.447 Pit							



Circuit Length - 3.703 kilometres  
Grand Prix Circuit  
Brands Hatch

Weather/Track: Sun 18°/Dry 21°

# Heritage Grand Touring Cars

## Race 1 - Sector Analysis Report

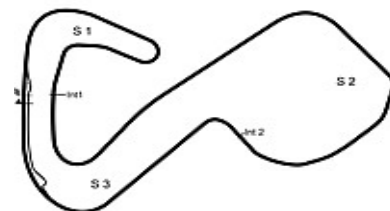
Lap S1 Time S1 Spd S2 Time S2 Spd S3 Time S3 Spd Lap Time Pit Lap S1 Time S1 Spd S2 Time S2 Spd S3 Time S3 Spd Lap Time Pit

8 WHEELER						Aston Martin DB4						C	
1	41.197	140.7	50.560	25.562	193.8	1:57.319	10	32.864	148.7	45.894	24.503	203.0	1:43.261
2	41.392	91.7	1:14.096	37.312	91.6	2:32.800	11	33.334	143.6	46.216	24.635	201.8	1:44.185
3	52.622	105.4	1:12.621	29.829	173.9	2:35.072	12	33.301	146.6	45.968	24.459	203.3	1:43.728
4	34.338	141.6	48.603	25.599	193.8	1:48.540	13	33.072	146.4	46.247	24.436	205.7	1:43.755
5	34.629	136.4	48.705	25.870	194.9	1:49.204	14	33.359	149.7	45.908	24.391	205.3	1:43.658
6	34.372	136.1	48.640	25.724	191.4	1:48.736	15	33.507	147.0	46.806	24.129	202.6	1:44.442
7	34.308	143.6	49.292	1:07.412		2:31.012 Pit	16	33.197	150.6	45.861	24.395	202.6	1:43.453
8	38.662	141.0	47.572	24.285	204.1	1:50.519	17	32.884	151.3	46.006	24.503	202.6	1:43.393
9	32.993	147.8	46.213	24.227	203.7	1:43.433							

9 WILLIAMS						Rover SD1						B	
1	42.906	131.3	52.609	26.156	182.1	2:01.671	9	39.771	125.7	48.243	25.680	180.9	1:53.694
2	44.773	113.9	1:12.436	35.957		2:33.166	10	34.915	130.8	47.980	26.209	179.4	1:49.104
3	53.185	109.5	1:12.843	30.062	173.3	2:36.090	11	36.544	123.8	49.550	26.784	166.1	1:52.878
4	36.124	136.1	50.631	26.655	185.5	1:53.410	12	35.387	125.1	49.753	26.489	164.6	1:51.629
5	34.765	138.0	49.731	25.998	181.5	1:50.494	13	35.367	121.8	49.719	26.585	159.5	1:51.671
6	34.548	139.2	49.025	26.229	181.5	1:49.802	14	35.912	122.2	49.723	26.548	165.6	1:52.183
7	34.203	137.9	48.867	26.190	180.3	1:49.260							
8	35.598	133.5	50.013	1:48.790		3:14.401 Pit							

10 CANN						Aston Martin DBS V8						D	
1	38.411	137.9	47.845	24.789	198.1	1:51.045	6	33.069	155.3	46.611	24.339	198.1	1:44.019
2	37.291	85.4	1:16.022	38.389	97.3	2:31.702	7	33.489	147.0	46.598	24.142	204.9	1:44.229
3	50.924	89.5	1:13.316	28.813	201.4	2:33.053	8	33.174	152.8	45.685	24.136	201.1	1:42.995
4	33.326	149.3	46.593	26.005	206.5	1:45.924							
5	33.042	147.0	46.095	24.375	202.2	1:43.512							

11 ROUSE						Chevrolet Camaro						D	
1	33.915	155.1	43.731	23.302	196.7	1:40.948	10	31.986	158.6	44.140	23.111	214.7	1:39.237
2	44.245	89.5	1:16.045	38.287	100.0	2:38.577	11	31.495	162.6	44.951	23.526	214.7	1:39.972
3	50.468	94.3	1:14.312	29.525	211.3	2:34.305	12	31.762	160.8	43.456	23.753	217.3	1:38.971
4	31.770	158.1	43.619	23.981	200.7	1:39.370	13	31.480	162.6	44.672	1:04.806		2:20.958 Pit
5	32.101	152.6	44.571	23.924	206.5	1:40.596	14	35.579	162.8	44.634	24.269	210.5	1:44.482
6	31.659	162.1	43.840	23.340	216.0	1:38.839	15	32.251	153.0	44.940	23.392	213.8	1:40.583
7	31.791	162.8	43.844	23.637	210.1	1:39.272	16	31.932	159.8	44.935	23.930	212.1	1:40.797
8	32.051	160.3	43.871	23.504	213.4	1:39.426	17	31.535	156.9	44.335	23.162	215.1	1:39.032
9	31.744	156.7	43.941	23.768	202.2	1:39.453							



Circuit Length - 3.703 kilometres  
Grand Prix Circuit  
Brands Hatch

Weather/Track: Sun 18°/Dry 21°

Printed at 14:24, Saturday, 22 September, 2007

© MST Systems Ltd, 2005 (www.mstworld.com)

Page 2

# Heritage Grand Touring Cars

## Race 1 - Sector Analysis Report

Lap S1 Time S1 Spd S2 Time S2 Spd S3 Time S3 Spd Lap Time Pit Lap S1 Time S1 Spd S2 Time S2 Spd S3 Time S3 Spd Lap Time Pit

### 12 VOYCE

1	53.370	120.4	54.888	27.935	168.4	2:16.193
2	38.202	97.0	1:10.230	35.737	102.2	2:24.169
3	1:01.508	94.4	1:04.331	33.140	162.8	2:38.979
4	35.801	130.3	51.548	27.518	168.7	1:54.867
5	35.979	128.4	52.164	27.621	167.7	1:55.764
6	36.001	127.6	52.781	27.858	167.4	1:56.640
7	37.462	126.2	52.706	27.727	166.9	1:57.895
8	36.447	122.8	53.080	27.940	167.1	1:57.467

### Lotus Cortina Mk1

9	36.256	126.3	53.817	28.073	166.9	1:58.146
10	36.250	127.0	53.555	1:50.260		3:20.065 Pit
11	42.667	127.0	51.244	27.262	168.4	2:01.173
12	35.568	129.3	51.051	27.804	168.2	1:54.423
13	36.184	126.6	50.881	27.366	165.8	1:54.431
14	36.174	127.9	50.977	27.150	166.6	1:54.301
15	35.850	122.3	51.400	27.885	168.4	1:55.135

A

### 19 STREETER

1	45.056	132.9	52.255	26.776	176.7	2:04.087
2	44.881	84.3	1:12.644	35.154		2:32.679
3	59.033	99.6	1:07.668	33.548	168.2	2:40.249
4	35.632	134.8	51.116	26.726	176.7	1:53.474
5	35.249	132.4	50.551	26.725	176.4	1:52.525
6	35.409	134.7	50.356	1:38.243		3:04.008 Pit
7	40.441	129.3	51.876	26.653	177.6	1:58.970
8	34.578	134.5	50.882	26.805	178.5	1:52.265

### Ford Anglia

9	34.838	135.4	49.679	26.576	176.1	1:51.093
10	34.713	134.1	49.934	26.474	176.4	1:51.121
11	34.558	134.5	50.352	26.772	175.6	1:51.682
12	35.051	134.7	50.405	26.792	177.9	1:52.248
13	34.434	140.5	48.964	26.423	178.8	1:49.821
14	34.525	133.8	49.582	26.086	178.5	1:50.193
15	34.491	135.2	50.045	26.461	178.5	1:50.997

A

### 21 SCRAGG

1	35.605	141.0	46.282	24.891	189.4	1:46.778
2	40.924	85.0	1:15.528	38.027	94.5	2:34.479
3	51.253	84.3	1:13.900	28.737	206.1	2:33.890
4	32.943	146.4	46.202	26.496	210.5	1:45.641
5	32.927	146.2	46.097	24.193	210.1	1:43.217
6	32.955	150.8	46.421	24.306	209.3	1:43.682
7	32.962	147.8	46.059	24.091	210.1	1:43.112
8	33.038	150.2	45.623	24.191	201.1	1:42.852
9	33.590	151.9	47.718	25.044	208.8	1:46.352

### Aston Martin DBS

10	33.371	151.5	46.327	24.562	207.6	1:44.260
11	33.247	149.1	46.211	1:31.030		2:50.488 Pit
12	36.557	144.1	45.542	24.358	211.3	1:46.457
13	32.938	142.8	45.473	24.339	207.6	1:42.750
14	33.314	151.5	45.986	24.295	207.6	1:43.595
15	33.288	144.3	46.039	24.119	206.5	1:43.446
16	33.155	140.1	46.178	24.804	203.3	1:44.137
17	33.453	144.5	46.590	24.457	203.3	1:44.500

D

### 26 CHRISTOFOROU

1				1:58.965		
2				5:28.112	Pit	

### Ford Escort Mk1

B

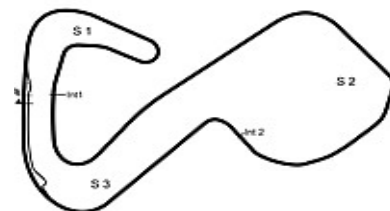
### 27 LLOYD

1	34.197	152.8	44.373	23.274	205.7	1:41.844
2	43.908	87.0	1:15.938	38.387	98.8	2:38.233
3	50.808	92.7	1:14.136	29.087	207.2	2:34.031
4	32.321	144.5	45.208	23.332	208.8	1:40.861
5	31.239	163.1	44.537	23.330	211.3	1:39.106
6	31.574	155.8	44.311	23.049	211.7	1:38.934
7	31.883	159.1	44.597	22.991	212.1	1:39.471
8	31.679	155.8	44.375	23.076	213.8	1:39.130
9	31.815	152.6	44.759	24.045	202.2	1:40.619

### Morgan Plus 8

10	31.253	165.4	43.910	23.040	213.8	1:38.203
11	31.334	157.2	44.146	22.987	208.8	1:38.467
12	31.197	158.6	44.785	1:04.223		2:20.205 Pit
13	35.473	150.0	45.148	23.555	210.1	1:44.176
14	31.787	164.1	44.662	24.820	207.2	1:41.269
15	31.946	158.1	44.533	23.719	207.6	1:40.198
16	31.373	154.8	44.515	23.753	207.6	1:39.641
17	31.254	157.2	44.080	23.674	207.2	1:39.008

C



Circuit Length - 3.703 kilometres  
Grand Prix Circuit  
Brands Hatch

Weather/Track: Sun 18°/Dry 21°

Printed at 14:24, Saturday, 22 September, 2007

© MST Systems Ltd, 2005 (www.mstworld.com)

Page 3

# Heritage Grand Touring Cars

## Race 1 - Sector Analysis Report

Lap S1 Time S1 Spd S2 Time S2 Spd S3 Time S3 Spd Lap Time Pit Lap S1 Time S1 Spd S2 Time S2 Spd S3 Time S3 Spd Lap Time Pit

### 29 THOMAS

1	44.469	130.3	52.246	26.928	150.6	2:03.643
2	44.765	90.2	1:12.030	35.586		2:32.381
3	59.052	106.7	1:07.316	33.258	178.5	2:39.626
4	35.193	137.7	51.206	26.522	182.7	1:52.921
5	35.027	137.5	51.010	26.375	185.5	1:52.412
6	35.051	138.6	50.304	26.530	186.2	1:51.885
7	35.415	133.8	50.651	26.356	186.8	1:52.422
8	34.577	138.0	50.933	26.258	186.2	1:51.768

### Lotus 47

9	34.830	133.3	50.926	26.701	174.7	1:52.457
10	36.322	135.4	50.935	1:42.913		3:10.170 Pit
11	40.728	116.6	50.927	25.973	182.1	1:57.628
12	35.845	122.5	50.364	26.344	186.2	1:52.553
13	35.392	124.8	51.387	26.312	180.6	1:53.091
14	36.292	123.5	50.373	26.827	178.2	1:53.492
15	35.086	119.8	51.354	26.078	183.6	1:52.518

### B

### 31 MASTERS

1	46.123	130.5	52.240	26.906	173.9	2:05.269
2	44.416	96.1	1:12.561	35.375		2:32.352
3	58.634	95.7	1:07.791	33.182	171.1	2:39.607
4	37.035	134.8	51.210	26.690	173.3	1:54.935
5	35.591	134.1	50.875	27.144	171.1	1:53.610
6	35.487	135.4	51.522	27.187	170.3	1:54.196

### Jaguar XJS

7	35.632	133.8	51.532	26.772	172.5	1:53.936
8	35.006	137.0	50.112	27.889	166.9	1:53.007
9	36.442	128.8	51.841	26.841	173.0	1:55.124
10	35.686	136.2	51.338	27.073	173.3	1:54.097
11	36.100	127.4	53.868	2:59.923		4:29.891 Pit

### B

### 32 COX

1	1:02.005	122.6	58.022	28.280	161.4	2:28.307
2	39.577	117.4	1:02.955	35.476	80.8	2:18.008
3	1:07.848	112.8	58.466	31.460	153.6	2:37.774
4	38.545	121.8	55.094	28.689	159.0	2:02.328
5	37.479	121.6	54.754	28.429	159.5	2:00.662
6	37.193	119.4	54.164	28.161	158.8	1:59.518
7	37.384	119.8	54.017	28.385	160.0	1:59.786
8	36.783	120.1	54.284	28.280	160.9	1:59.347

### MGB

9	36.945	121.9	54.085	1:20.786		2:51.816 Pit
10	43.028	110.9	55.541	29.267	159.7	2:07.836
11	38.331	108.8	54.471	28.049	160.7	2:00.851
12	36.284	118.0	53.283	28.088	160.7	1:57.655
13	36.737	116.9	53.348	27.918	159.5	1:58.003
14	36.393	119.3	53.836	27.967	159.5	1:58.196
15	36.234	118.7	53.429	28.114	159.0	1:57.777

### A

### 33 NUNN

1	43.508	123.1	52.755	26.685		2:02.948
2	44.977	96.4	1:11.928	35.696		2:32.601

### Shelby 350GT


### B

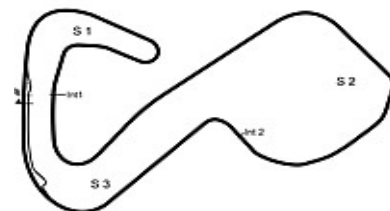
### 35 DICKSON

1	57.067	129.2	51.817	25.608	205.7	2:14.492
2	39.363	94.4	1:10.058	35.697	94.9	2:25.118
3	58.929	104.5	1:07.090	32.743	190.4	2:38.762
4	34.215	150.4	47.231	24.823	186.5	1:46.269
5	34.336	141.6	47.801	24.914	196.3	1:47.051
6	33.957	132.3	47.875	24.768	212.1	1:46.600
7	34.868	136.8	47.867	24.754	206.5	1:47.489
8	33.405	131.6	47.228	24.402	212.5	1:45.035

### Ram Cobra

9	33.199	143.2	47.886	25.137	194.9	1:46.222
10	34.041	137.9	46.821	2:48.507		4:09.369 Pit
11	40.960	160.6	48.274	25.830	199.6	1:55.064
12	34.850	145.6	49.026	25.934	213.4	1:49.810
13	34.771	156.9	51.335	25.504	208.4	1:51.610
14	34.263	154.8	48.169	25.937	210.1	1:48.369
15	38.858	132.1	53.906	26.536	173.0	1:59.300

### D



Circuit Length - 3.703 kilometres  
Grand Prix Circuit  
Brands Hatch

Weather/Track: Sun 18°/Dry 21°

Printed at 14:24, Saturday, 22 September, 2007

© MST Systems Ltd, 2005 (www.mstworld.com)

# Heritage Grand Touring Cars

## Race 1 - Sector Analysis Report

Lap S1 Time S1 Spd S2 Time S2 Spd S3 Time S3 Spd Lap Time Pit Lap S1 Time S1 Spd S2 Time S2 Spd S3 Time S3 Spd Lap Time Pit

### 37 LEES

1	41.681	138.2	50.580	26.006	184.6	1:58.267
2	40.996	98.0	1:14.488	37.222	86.8	2:32.706
3	52.564	111.8	1:12.751	29.227	178.2	2:34.542
4	34.502	138.6	48.726	25.552	192.8	1:48.780
5	34.593	138.6	48.440	25.762	194.5	1:48.795
6	33.519	143.8	47.574	25.178	192.1	1:46.271
7	33.472	142.4	48.091	25.535	192.5	1:47.098
8	33.404	146.4	48.842	25.204	193.5	1:47.450
9	33.242	143.8	48.535	25.404	193.2	1:47.181

### Morgan Plus 8

10	33.306	143.2	47.616	25.286	194.2	1:46.208
11	33.561	141.2	47.741	25.038	196.3	1:46.340
12	33.815	143.0	47.619	25.454	193.8	1:46.888
13	33.075	143.0	47.325	25.214	189.4	1:45.614
14	33.463	145.4	47.743	1:48.067		3:09.273 Pit
15	38.445	136.2	48.279	25.141	191.1	1:51.865
16	33.241	144.0	47.299	25.194	192.1	1:45.734

### B

### 40 CANN

1	51.287	124.1	56.785	27.255	144.9	2:15.327
2	41.028	105.2	1:09.567	34.962	107.0	2:25.557
3	1:02.077	104.7	1:04.550	32.699	167.9	2:39.326
4	37.227	136.1	52.892	27.648	180.3	1:57.767
5	36.572	138.0	53.846	27.807	175.3	1:58.225
6	36.160	139.5	51.135	1:41.946		3:09.241 Pit
7	44.986	128.4	51.118	26.425	179.7	2:02.529
8	36.672	138.4	52.023	26.556	183.6	1:55.251

### Aston Martin DBS V8

9	36.440	140.8	51.775	26.725	174.4	1:54.940
10	36.708	135.2	51.163	27.352	181.5	1:55.223
11	36.666	140.3	52.518	27.702	176.4	1:56.886
12	38.846	136.4	52.314	27.178	183.9	1:58.338
13	36.967	137.5	52.025	26.561	176.7	1:55.553
14	36.343	137.7	53.070	27.325	175.6	1:56.738
15	36.182	134.7	51.405	26.590	172.5	1:54.177

### D

### 44 SEARLES

1	40.236	147.4	51.196	25.226	194.5	1:56.658
2	41.385	96.1	1:14.040	37.416		2:32.841
3	52.407	102.7	1:12.571	27.828	200.3	2:32.806
4	34.096	145.4	48.641	27.066	201.1	1:49.803
5	33.959	148.9	48.302	25.007	201.4	1:47.268
6	33.645	147.6	48.502	25.103	201.4	1:47.250
7	34.506	149.7	48.372	25.098	200.7	1:47.976
8	33.856	146.4	47.774	24.906	204.1	1:46.536
9	33.760	143.8	47.900	25.345	202.2	1:47.005

### Aston Martin DBS V8

10	34.387	142.6	48.550	25.272	199.2	1:48.209
11	33.929	142.0	47.636	25.181	198.1	1:46.746
12	33.712	146.0	47.816	1:21.350		2:42.878 Pit
13	41.472	147.0	48.702	24.936	204.9	1:55.110
14	34.064	154.4	47.605	24.982	201.8	1:46.651
15	34.526	151.9	48.075	25.547	198.1	1:48.148
16	35.324	144.0	49.289	25.140	198.5	1:49.753

### D

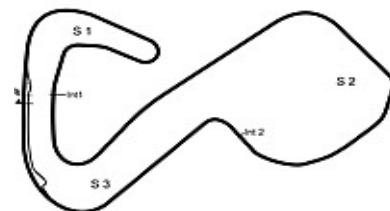
### 45 HAMMOND

1	39.529	135.2	50.387	24.996	182.1	1:54.912
2	40.149	114.7	1:13.865	37.441		2:31.455
3	50.913	98.2	1:14.084	27.472	194.9	2:32.469
4	34.601	138.2	48.135	25.235	201.1	1:47.971
5	33.575	138.8	47.122	24.345	194.9	1:45.042
6	33.944	136.4	47.545	24.661	197.4	1:46.150
7	34.074	143.0	47.898	24.723	192.5	1:46.695
8	33.975	144.7	47.379	24.273	203.3	1:45.627
9	33.876	142.8	55.073	24.212	202.2	1:53.161

### Chevrolet Camaro

10	33.871	134.5	47.544	1:17.680		2:39.095 Pit
11	38.430	135.2	48.168	25.278	205.3	1:51.876
12	34.018	150.6	46.735	24.909	204.9	1:45.662
13	33.437	154.4	47.190	24.757	204.9	1:45.384
14	33.711	147.2	46.943	24.971	203.7	1:45.625
15	33.538	142.0	48.482	24.530	198.1	1:46.550
16	34.490	141.6	47.360	24.856	203.0	1:46.706

### D



Circuit Length - 3.703 kilometres  
Grand Prix Circuit  
Brands Hatch

Weather/Track: Sun 18°/Dry 21°

Printed at 14:24, Saturday, 22 September, 2007

© MST Systems Ltd, 2005 (www.mstworld.com)

Page 5

# Heritage Grand Touring Cars

## Race 1 - Sector Analysis Report

Lap S1 Time S1 Spd S2 Time S2 Spd S3 Time S3 Spd Lap Time Pit Lap S1 Time S1 Spd S2 Time S2 Spd S3 Time S3 Spd Lap Time Pit

### 47 COOKE

### Ford Mustang

### B

1	59.910	121.2	53.820	28.184	167.1	2:21.914	9	37.419	129.2	53.908	1:50.464	3:21.791	Pit
2	39.708	127.0	1:06.821	36.053	103.9	2:22.582	10	41.937	124.8	53.027	28.500	176.1	2:03.464
3	1:05.685	115.4	1:00.632	32.048	163.1	2:38.365	11	38.334	113.6	51.352	27.925	167.9	1:57.611
4	39.016	125.4	55.160	28.216	175.0	2:02.392	12	36.505	127.9	52.265	27.333	177.9	1:56.103
5	37.523	133.3	55.214	28.443	171.7	2:01.180	13	35.682	139.3	50.578	27.407	171.4	1:53.667
6	39.076	113.1	55.859	27.978	173.0	2:02.913	14	36.088	142.2	50.508	28.575	175.8	1:55.171
7	39.010	109.6	54.747	27.534	176.4	2:01.291	15	36.090	140.1	50.363	27.494	169.5	1:53.947
8	38.125	125.6	54.413	27.982	175.0	2:00.520							

### 49 TOOMS

### Lotus Elan S4

### B

1	41.122	134.8	50.913	26.932	150.0	1:58.967	10	34.741	133.6	49.356	1:26.239	2:50.336	Pit
2	41.905	99.1	1:14.263	36.426	82.5	2:32.594	11	39.295	137.3	48.475	25.735	181.2	1:53.505
3	53.259	106.0	1:12.324	28.935	180.9	2:34.518	12	34.758	134.7	48.660	25.785	180.9	1:49.203
4	34.695	134.5	50.848	26.819	181.5	1:52.362	13	33.988	139.0	47.735	25.748	181.5	1:47.471
5	34.590	137.3	49.833	25.973	182.7	1:50.396	14	33.962	138.4	49.153	25.641	180.9	1:48.756
6	34.603	135.9	49.816	26.071	183.6	1:50.490	15	34.010	138.4	47.924	25.955	180.0	1:47.889
7	35.179	130.9	50.924	27.177	177.0	1:53.280	16	33.892	137.1	48.244	25.533	183.0	1:47.669
8	34.991	134.1	51.381	26.602	181.8	1:52.974							
9	34.717	135.4	49.403	26.389	183.3	1:50.509							

### 50 HATHAWAY

### Lotus Cortina Mk1

### A

1	53.833	123.9	54.688	28.068	159.2	2:16.589	9	36.780	126.0	52.497	1:32.747	3:02.024	Pit
2	40.382	114.9	1:09.571	35.275	103.2	2:25.228	10	42.210	121.6	55.079	29.176	172.2	2:06.465
3	1:01.934	109.3	1:04.360	32.508	161.9	2:38.802	11	37.664	128.4	53.444	27.988	173.6	1:59.096
4	36.764	129.5	54.790	28.016	173.3	1:59.570	12	37.752	127.9	53.351	29.078	173.3	2:00.181
5	36.226	129.8	53.120	27.913	173.6	1:57.259	13	37.214	130.1	52.785	27.875	170.8	1:57.874
6	36.327	128.8	52.405	28.150	171.7	1:56.882	14	37.605	124.1	52.540	28.961	171.4	1:59.106
7	36.549	130.5	52.659	28.242	172.2	1:57.450	15	37.339	129.6	52.448	28.153	170.3	1:57.940
8	36.444	128.5	52.648	28.141	173.0	1:57.233							

### 56 MCCALLUM

### Aston Martin DB5

### C

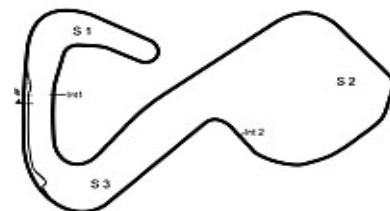
1	38.060	143.0	49.743	25.174	198.8	1:52.977	10	36.974	150.8	46.524	24.819	204.1	1:48.317
2	36.387	82.0	1:16.204	38.746	89.4	2:31.337	11	32.915	157.2	46.563	24.805	204.1	1:44.283
3	50.017	89.0	1:13.601	28.610	199.6	2:32.228	12	33.694	154.4	47.303	24.948	201.4	1:45.945
4	34.394	154.2	49.374	26.570	193.2	1:50.338	13	33.439	154.2	45.926	25.091	204.9	1:44.456
5	34.344	151.7	49.437	25.425	202.2	1:49.206	14	32.836	158.4	46.726	24.885	203.7	1:44.447
6	34.387	145.8	49.337	25.437	201.1	1:49.161	15	33.321	151.7	46.443	24.647	203.7	1:44.411
7	35.187	148.9	50.095	25.750	194.2	1:51.032	16	33.352	149.5	46.700	24.817	203.0	1:44.869
8	34.676	149.3	49.906	25.851	195.6	1:50.433							
9	33.943	147.2	49.966	1:24.030		2:47.939	Pit						

### 60 FORSTER

### Morris Mini Minor

### A

1	4:26.013	110.1	59.591	32.261	144.3	5:57.865	4	38.943	114.4	57.779	31.154	152.1	2:07.876
2	40.584	106.9	57.803	30.785	149.5	2:09.172	5	42.454	118.0	58.348	30.984	151.6	2:11.786
3	40.177	113.2	57.549	30.126	151.2	2:07.852							



Circuit Length - 3.703 kilometres  
Grand Prix Circuit  
Brands Hatch

Weather/Track: Sun 18°/Dry 21°

Printed at 14:24, Saturday, 22 September, 2007

© MST Systems Ltd, 2005 (www.mstworld.com)

Page 6

# Heritage Grand Touring Cars

## Race 1 - Sector Analysis Report

Lap S1 Time S1 Spd S2 Time S2 Spd S3 Time S3 Spd Lap Time Pit Lap S1 Time S1 Spd S2 Time S2 Spd S3 Time S3 Spd Lap Time Pit

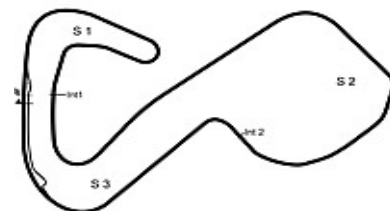
61 HAWCROFT						Morris Mini						A	
1	1:06.158	114.9	54.632	29.241	2:30.031	9	37.280	113.2	56.947	1:32.367	3:06.594	Pit	
2	38.763	113.1	1:03.191	34.834	2:16.788	10	43.685	115.3	54.361	28.790	2:06.836		
3	1:10.728	102.3	57.983	31.510	2:40.221	11	36.980	117.0	54.144	29.511	2:00.635		
4	37.203	114.8	54.048	28.860	1:53.8	2:00.111	12	37.332	116.3	54.406	29.077	2:00.815	
5	37.581	115.6	54.342	28.718	2:00.641	13	36.486	117.9	53.098	28.482	1:58.066		
6	37.399	115.8	55.709	29.700	2:02.808	14	36.905	116.2	54.214	29.554	2:00.673		
7	37.457	113.8	55.507	28.967	2:01.931	15	37.253	114.8	53.420	29.658	2:00.331		
8	38.356	111.7	53.755	28.773	1:52.9	2:00.884							

69 HOLLINS						Morgan Plus 8						C	
1	39.298	148.7	50.166	25.911	1:55.375	10	33.059	151.3	47.181	25.424	204.1	1:45.664	
2	40.512	111.6	1:14.049	37.269	2:31.830	11	33.042	154.6	47.094	24.862	205.7	1:44.998	
3	51.156	100.5	1:13.760	27.591	1:48.032	2:32.507	12	33.098	155.5	47.018	1:45.688	3:05.804	Pit
4	34.272	150.4	48.541	25.219	207.6	1:48.032	13	39.015	142.6	47.849	24.976	204.1	1:51.840
5	33.918	155.3	46.949	24.507	208.4	1:45.374	14	33.581	156.9	47.253	24.496	206.8	1:45.330
6	33.065	140.8	47.689	24.691	208.4	1:45.445	15	33.355	155.3	47.021	24.764	206.8	1:45.140
7	33.817	152.8	48.657	24.223	210.1	1:46.697	16	34.487	145.4	48.490	25.901	205.3	1:48.878
8	33.797	153.3	47.591	24.612	206.8	1:46.000							
9	33.291	149.5	47.361	25.595	204.1	1:46.247							

71 GLOVER						Ford Escort						I	
1					19:09.273	Pit							
2	46.343	110.9	1:03.631	3:34.984	5:24.958	Pit							

75 WHITE						Triumph TR6						B	
1	53.019	121.6	57.297	27.985	163.6	2:18.301	9	35.742	126.6	52.128	26.946	1:54.816	
2	39.631	117.4	1:09.399	35.585	107.6	2:24.615	10	37.528	125.9	52.029	26.957	1:56.514	
3	1:02.275	113.6	1:03.780	32.471	151.8	2:38.526	11	36.473	125.4	51.987	26.548	1:55.008	
4	37.907	117.4	54.564	28.110	161.9	2:00.581	12	36.389	118.3	51.906	27.879	1:56.174	
5	37.416	126.6	54.013	27.893	166.6	1:59.322	13	38.609	125.7	52.384	27.084	174.4	1:58.077
6	37.084	127.6	54.626	2:56.093		4:27.803	Pit	14	36.985	123.8	55.495	26.609	1:59.089
7	45.645	128.4	54.687	27.032	178.8	2:07.364							
8	37.275	134.3	50.467	26.162		1:53.904							

78 MILLER						Aston Martin V8						D		
1	37.886	134.3	51.054	25.410	198.5	1:54.350	9	33.792	146.6	47.187	24.431	202.2	1:45.410	
2	39.509	125.1	1:14.034	37.864	83.2	2:31.407	10	33.208	144.5	45.653	23.869	207.2	1:42.730	
3	50.461	96.3	1:13.845	28.591	191.1	2:32.897	11	33.550	150.8	46.035	24.460	212.5	1:44.045	
4	34.573	141.2	50.222	29.269	191.8	1:54.064	12	32.965	147.2	46.441	24.025	212.1	1:43.431	
5	36.454	127.9	50.276	26.098	193.5	1:52.828	13	33.181	140.8	46.111	24.104	215.5	1:43.396	
6	35.404	137.1	50.050	26.254	189.4	1:51.708	14	32.661	155.3	45.948	24.094	213.4	1:42.703	
7	36.008	132.8	51.124	1:15.984		2:43.116	Pit	15	33.322	137.1	47.606	24.326	210.9	1:45.254
8	39.401	140.8	46.460	24.693	212.5	1:50.554								



Circuit Length - 3.703 kilometres  
Grand Prix Circuit  
Brands Hatch

Weather/Track: Sun 18°/Dry 21°

# Heritage Grand Touring Cars

## Race 1 - Sector Analysis Report

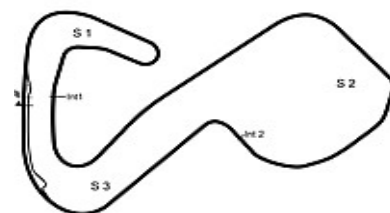
Lap S1 Time S1 Spd S2 Time S2 Spd S3 Time S3 Spd Lap Time Pit Lap S1 Time S1 Spd S2 Time S2 Spd S3 Time S3 Spd Lap Time Pit

79 O'BRIEN						Aston Martin DB4						C	
1	41.712	135.4	51.671	26.059	152.5	1:59.442	10	34.492	144.0	48.614	25.350	200.7	1:48.456
2	42.325	98.0	1:14.298	36.864	86.0	2:33.487	11	33.993	142.2	47.225	25.004	201.1	1:46.222
3	52.778	96.6	1:12.368	28.268	193.5	2:33.414	12	33.860	139.2	46.764	24.855	203.0	1:45.479
4	35.146	137.7	49.746	26.248	194.5	1:51.140	13	33.435	145.0	46.973	24.686	203.3	1:45.094
5	34.830	147.0	49.662	25.904	192.1	1:50.396	14	33.722	137.9	48.209	24.728	202.6	1:46.659
6	35.056	136.2	49.431	25.929	193.2	1:50.416	15	33.392	149.1	46.936	26.056	180.3	1:46.384
7	35.680	130.8	51.231	26.563	190.8	1:53.474	16	33.831	141.8	46.976	25.084	202.6	1:45.891
8	34.996	139.9	50.822	1:39.917		3:05.735 Pit							
9	39.163	139.2	50.820	25.846	200.3	1:55.829							

80 DAVIDS						Porsche 911						B	
1	38.832	143.2	49.293	25.339	178.8	1:53.464	10	33.823	146.0	47.830	25.634	188.4	1:47.287
2	39.574	108.7	1:14.249	37.842		2:31.665	11	34.182	143.8	48.419	25.590	179.1	1:48.191
3	50.635	97.2	1:13.545	28.158	188.1	2:32.338	12	33.901	146.6	48.032	1:21.370		2:43.303 Pit
4	33.824	148.0	47.307	25.939	188.4	1:47.070	13	39.851	135.0	48.748	26.612	189.4	1:55.211
5	33.703	144.0	47.673	25.532	183.3	1:46.908	14	34.625	150.0	48.865	25.833	191.4	1:49.323
6	33.521	144.3	47.400	25.501	184.6	1:46.422	15	34.963	151.0	48.432	27.120	191.4	1:50.515
7	33.354	146.0	47.925	25.426	186.5	1:46.705	16	34.441	138.6	50.020	26.262	190.8	1:50.723
8	33.768	145.8	49.072	25.943	179.4	1:48.783							
9	33.837	146.6	47.771	25.646	182.4	1:47.254							

85 DEATH						Mini Cooper S						A	
1	42.800	131.1	52.321	26.269	174.7	2:01.390	10	34.746	129.5	49.556	1:14.016		2:38.318 Pit
2	43.199	106.8	1:12.961	36.737		2:32.897	11	38.446	135.9	49.812	25.938	173.3	1:54.196
3	53.234	116.5	1:12.808	30.484	167.7	2:36.526	12	34.118	137.1	48.345	25.929	174.1	1:48.392
4	35.277	132.9	52.307	26.690	176.4	1:54.274	13	34.293	135.2	48.892	25.930	174.1	1:49.115
5	35.187	129.6	49.563	25.803	177.3	1:50.553	14	34.192	134.8	48.925	25.546	174.1	1:48.663
6	34.927	129.5	49.784	26.030	174.1	1:50.741	15	34.140	135.0	48.748	25.793	173.6	1:48.681
7	34.832	128.8	49.926	26.137	173.3	1:50.895	16	33.686	136.4	48.706	25.573	177.0	1:47.965
8	34.523	132.9	50.217	26.515	176.4	1:51.255							
9	35.333	131.9	50.254	25.993	174.1	1:51.580							

86 COOKE						Triumph TR4						B	
1	1:02.917	120.1	56.266	28.541	163.3	2:27.724	9	37.613	126.6	53.623	1:32.744		3:03.980 Pit
2	39.280	121.2	1:03.206	35.482	89.3	2:17.968	10	42.933	127.7	54.603	28.541		2:06.077
3	1:07.657	116.6	58.249	31.740	157.2	2:37.646	11	37.413	127.6	54.141	28.937	166.9	2:00.491
4	37.943	125.1	53.104	28.187	168.7	1:59.234	12	36.601	127.9	53.488	27.824	171.9	1:57.913
5	37.375	130.5	53.688	28.011		1:59.074	13	37.019	122.9	53.365	27.605	168.7	1:57.989
6	37.389	125.1	54.429	28.645	165.3	2:00.463	14	36.998	128.7	53.508	28.180		1:58.686
7	37.831	122.8	53.773	28.295	163.1	1:59.899	15	36.880	128.5	53.990	28.179	171.1	1:59.049
8	38.812	121.1	53.741	28.451		2:01.004							



Circuit Length - 3.703 kilometres  
Grand Prix Circuit  
Brands Hatch

Weather/Track: Sun 18°/Dry 21°

# Heritage Grand Touring Cars

## Race 1 - Sector Analysis Report

Lap S1 Time S1 Spd S2 Time S2 Spd S3 Time S3 Spd Lap Time Pit Lap S1 Time S1 Spd S2 Time S2 Spd S3 Time S3 Spd Lap Time Pit

### 91 YOUNG

1	40.221	149.7	50.827	24.833	171.7	1:55.881
2	41.476	104.5	1:14.084	37.328	85.2	2:32.888
3	52.212	102.4	1:12.678	27.384	194.5	2:32.274
4	33.856	145.0	49.135	28.540	198.1	1:51.531
5	34.016	132.8	47.034	24.165	204.1	1:45.215
6	34.317	136.1	48.268	24.874	203.3	1:47.459
7	34.151	142.2	47.213	24.451	206.1	1:45.815
8	33.555	141.8	47.273	24.665	210.5	1:45.493
9	33.770	138.6	47.122	24.357	208.4	1:45.249

### Aston Martin V8

10	33.870	144.1	47.446	24.701	205.3	1:46.017
11	34.433	142.8	47.422	24.591	210.9	1:46.446
12	33.285	140.5	47.573	24.445	206.1	1:45.303
13	33.541	143.6	46.427	1:40.142		3:00.110 Pit
14	39.640	134.7	46.506	24.184	211.7	1:50.330
15	33.297	143.2	47.620	24.526	204.5	1:45.443
16	33.978	137.5	48.608	24.820	207.6	1:47.406

### I

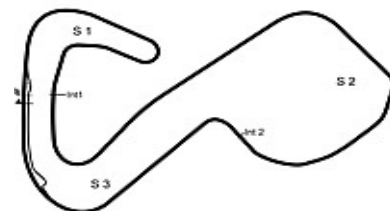
### 92 MCCARTHY

1	36.101	144.0	46.144	24.234	201.1	1:46.479
2	40.293	86.2	1:15.822	38.182	94.5	2:34.297
3	50.870	88.2	1:13.817	29.256	204.5	2:33.943
4	32.854	143.6	45.777	1:14.117	186.2	2:32.748
5	33.590	141.4	47.313	24.452	204.1	1:45.355
6	32.486	150.0	46.465	24.168	201.4	1:43.119
7	33.029	144.7	46.574	1:15.250		2:34.853 Pit

### MGB GT V8

8	37.771	142.4	46.705	24.905	209.3	1:49.381
9	33.656	141.4	46.340	24.477	197.0	1:44.473
10	33.503	149.1	46.056	24.473	205.7	1:44.032
11	32.898	148.5	45.877	24.672	200.0	1:43.447
12	33.286	150.6	45.609	24.662	201.4	1:43.557
13	32.993	148.0	46.525	24.097	206.8	1:43.615

### C



Circuit Length - 3.703 kilometres  
Grand Prix Circuit  
Brands Hatch

Weather/Track: Sun 18°/Dry 21°

Printed at 14:24, Saturday, 22 September, 2007

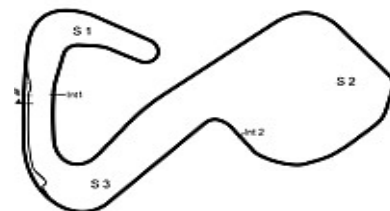
© MST Systems Ltd, 2005 (www.mstworld.com)

Page 9

# Heritage Grand Touring Cars

## Race 1 - Best Sector Speeds Report

SECTOR 1				SECTOR 2		SECTOR 3		
POS	NO	NAME	SPEED	LAP	NO	NAME	SPEED	LAP
1	27	LLOYD	165.4	10	11	ROUSE	217.3	12
2	11	ROUSE	162.8	7	78	MILLER	215.5	13
3	35	DICKSON	160.6	11	27	LLOYD	213.8	8
4	1	BRYANT	160.1	7	35	DICKSON	213.4	12
5	56	MCCALLUM	158.4	14	1	BRYANT	211.7	9
6	69	HOLLINS	156.9	14	91	YOUNG	211.7	14
7	10	CANN	155.3	6	21	SCRAGG	211.3	12
8	78	MILLER	155.3	14	69	HOLLINS	210.1	7
9	7	NORTH	154.4	4	92	MCCARTHY	209.3	8
10	44	SEARLES	154.4	14	10	CANN	206.5	4
11	45	HAMMOND	154.4	13	7	NORTH	206.1	7
12	21	SCRAGG	151.9	9	8	WHEELER	205.7	13
13	8	WHEELER	151.3	17	45	HAMMOND	205.3	11
14	80	DAVIDS	151.0	15	44	SEARLES	204.9	13
15	92	MCCARTHY	150.6	12	56	MCCALLUM	204.9	13
16	6	BRYAN	150.0	7	79	O'BRIEN	203.3	13
17	91	YOUNG	149.7	1	4	SHOESMITH	197.4	9
18	79	O'BRIEN	149.1	15	37	LEES	196.3	11
19	4	SHOESMITH	147.4	11	6	BRYAN	195.2	5
20	37	LEES	146.4	8	80	DAVIDS	191.4	14
21	47	COOKE	142.2	14	29	THOMAS	186.8	7
22	40	CANN	140.8	9	9	WILLIAMS	185.5	4
23	19	STREETER	140.5	13	40	CANN	183.9	12
24	9	WILLIAMS	139.2	6	49	TOOMS	183.6	6
25	49	TOOMS	139.0	13	19	STREETER	178.8	13
26	29	THOMAS	138.6	6	75	WHITE	178.8	7
27	85	DEATH	137.1	12	47	COOKE	177.9	12
28	31	MASTERS	137.0	8	85	DEATH	177.3	5
29	75	WHITE	134.3	8	31	MASTERS	173.9	1
30	50	HATHAWAY	130.5	7	50	HATHAWAY	173.6	5
31	86	COOKE	130.5	5	86	COOKE	171.9	12
32	12	VOYCE	130.3	4	12	VOYCE	168.7	4
33	33	NUNN	123.1	1	32	COX	161.4	1
34	32	COX	122.6	1	61	HAWCROFT	153.8	4
35	60	FORSTER	118.0	5	60	FORSTER	152.1	4
36	61	HAWCROFT	117.9	13				
37	71	GLOVER	110.9	2				



Circuit Length - 3.703 kilometres  
Grand Prix Circuit  
Brands Hatch

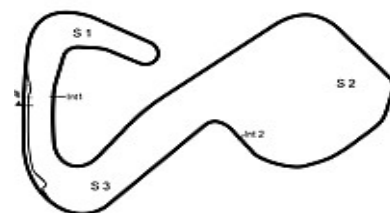
Weather/Track: Sun 18°/Dry 21°

# Heritage Grand Touring Cars

## Race 1 - Best Sector Times Report

POS	NO	SECTOR 1		NO	SECTOR 2		NO	SECTOR 3		NO	NAME	IDEAL/BEST LAP COMPARISON			
		TIME	LAP		TIME	LAP		TIME	LAP			IDEAL	BEST	LAP	DIFF
1	27	31.197	12	11	43.456	12	27	22.987	11	11	ROUSE	1:38.047	1:38.839	6	+ 0.792
2	1	31.310	6	1	43.674	11	11	23.111	10	27	LLOYD	1:38.094	1:38.203	10	+ 0.109
3	11	31.480	13	27	43.910	10	1	23.115	12	1	BRYANT	1:38.099	1:38.337	11	+ 0.238
4	92	32.486	6	21	45.473	13	78	23.869	10	78	MILLER	1:42.183	1:42.703	14	+ 0.520
5	78	32.661	14	92	45.609	12	21	24.091	7	92	MCCARTHY	1:42.192	1:43.119	6	+ 0.927
6	56	32.836	14	78	45.653	10	92	24.097	13	21	SCRAGG	1:42.491	1:42.750	13	+ 0.259
7	8	32.864	10	10	45.685	8	8	24.129	15	8	WHEELER	1:42.854	1:43.261	10	+ 0.407
8	21	32.927	5	8	45.861	16	10	24.136	8	10	CANN	1:42.863	1:42.995	8	+ 0.132
9	10	33.042	5	56	45.926	13	91	24.165	5	56	MCCALLUM	1:43.409	1:44.283	11	+ 0.874
10	69	33.042	11	91	46.427	13	45	24.212	9	91	YOUNG	1:43.877	1:45.215	5	+ 1.338
11	37	33.075	13	45	46.735	12	69	24.223	7	69	HOLLINS	1:44.214	1:44.998	11	+ 0.784
12	35	33.199	9	79	46.764	12	35	24.402	8	45	HAMMOND	1:44.384	1:45.042	5	+ 0.658
13	91	33.285	12	35	46.821	10	7	24.438	5	35	DICKSON	1:44.422	1:45.035	8	+ 0.613
14	80	33.354	7	69	46.949	5	56	24.647	15	79	O'BRIEN	1:44.842	1:45.094	13	+ 0.252
15	79	33.392	15	37	47.299	16	79	24.686	13	37	LEES	1:45.412	1:45.614	13	+ 0.202
16	45	33.437	13	80	47.307	4	44	24.906	8	7	NORTH	1:45.751	1:45.868	5	+ 0.117
17	4	33.560	16	7	47.454	5	4	24.999	10	80	DAVIDS	1:46.000	1:46.422	6	+ 0.422
18	44	33.645	6	44	47.605	14	37	25.038	11	44	SEARLES	1:46.156	1:46.536	8	+ 0.380
19	85	33.686	16	4	47.699	16	80	25.339	1	4	SHOESMITH	1:46.258	1:46.578	16	+ 0.320
20	7	33.859	8	49	47.735	13	49	25.533	16	49	TOOMS	1:47.160	1:47.471	13	+ 0.311
21	49	33.892	16	9	47.980	10	85	25.546	14	85	DEATH	1:47.577	1:47.965	16	+ 0.388
22	9	34.203	7	85	48.345	12	6	25.583	5	9	WILLIAMS	1:47.863	1:49.104	10	+ 1.241
23	19	34.434	13	6	48.782	7	9	25.680	9	6	BRYAN	1:48.852	1:49.380	7	+ 0.528
24	6	34.487	7	19	48.964	13	29	25.973	11	19	STREETER	1:49.484	1:49.821	13	+ 0.337
25	29	34.577	8	31	50.112	8	19	26.086	14	29	THOMAS	1:50.854	1:51.768	8	+ 0.914
26	31	35.006	8	29	50.304	6	75	26.162	8	31	MASTERS	1:51.808	1:53.007	8	+ 1.199
27	12	35.568	12	47	50.363	15	40	26.425	7	75	WHITE	1:52.371	1:53.904	8	+ 1.533
28	47	35.682	13	75	50.467	8	33	26.685	1	47	COOKE	1:53.378	1:53.667	13	+ 0.289
29	75	35.742	9	12	50.881	13	31	26.690	4	12	VOYCE	1:53.599	1:54.301	14	+ 0.702
30	40	36.160	6	40	51.118	7	12	27.150	14	40	CANN	1:53.703	1:54.177	15	+ 0.474
31	50	36.226	5	50	52.405	6	47	27.333	12	50	HATHAWAY	1:56.506	1:56.882	6	+ 0.376
32	32	36.234	15	33	52.755	1	86	27.605	13	86	COOKE	1:57.310	1:57.913	12	+ 0.603
33	61	36.486	13	61	53.098	13	50	27.875	13	32	COX	1:57.435	1:57.655	12	+ 0.220
34	86	36.601	12	86	53.104	4	32	27.918	13	61	HAWCROFT	1:58.066	1:58.066	13	+ 0.000
35	60	38.943	4	32	53.283	12	61	28.482	13	33	NUNN	2:02.948	2:02.948	1	+ 0.000
36	33	43.508	1	60	57.549	3	60	30.126	3	60	FORSTER	2:06.618	2:07.852	3	+ 1.234
37	71	46.343	2	71	1:03.631	2	71	3:34.984	2	71	GLOVER	5:24.958	5:24.958	2	+ 0.000

'Perfect Lap' - 1:37.640



Circuit Length - 3.703 kilometres  
Grand Prix Circuit  
Brands Hatch

Weather/Track: Sun 18°/Dry 21°

# Heritage Grand Touring Cars

## LAP CHART - RACE 1

Lap 1			Lap 2			Lap 3			Lap 4			Lap 5		
No	Behind	Laptime	No	Behind	Laptime	No	Behind	Laptime	No	Behind	Laptime	No	Behind	Laptime
11		1:40.948	11		2:38.577	11		2:34.305	11		1:39.370	11		1:40.596
27	0.896	1:41.844	27	0.552	2:38.233	27	0.278	2:34.031	27	1.769	1:40.861	27	0.279	1:39.106
92	5.531	1:46.479	92	1.251	2:34.297	92	0.889	2:33.943	21	7.588	1:45.641	60	2 LAPS	2:07.852
21	5.830	1:46.778	21	1.732	2:34.479	21	1.317	2:33.890	10	8.524	1:45.924	21	10.209	1:43.217
10	10.097	1:51.045	10	3.222	2:31.702	10	1.970	2:33.053	80	11.337	1:47.070	10	11.440	1:43.512
56	12.029	1:52.977	56	4.789	2:31.337	56	2.712	2:32.228	45	13.607	1:47.971	80	17.649	1:46.908
80	12.516	1:53.464	80	5.604	2:31.665	80	3.637	2:32.338	56	13.680	1:50.338	45	18.053	1:45.042
78	13.402	1:54.350	78	6.232	2:31.407	78	4.824	2:32.897	69	14.544	1:48.032	69	19.322	1:45.374
45	13.964	1:54.912	45	6.842	2:31.455	45	5.006	2:32.469	7	18.394	1:51.525	56	22.290	1:49.206
69	14.427	1:55.375	69	7.680	2:31.830	69	5.882	2:32.507	44	18.908	1:49.803	7	23.666	1:45.868
7	14.702	1:55.650	7	8.350	2:32.225	7	6.239	2:32.194	91	19.374	1:51.531	91	23.993	1:45.215
91	14.933	1:55.881	91	9.244	2:32.888	91	7.213	2:32.274	78	19.518	1:54.064	44	25.580	1:47.268
44	15.710	1:56.658	44	9.974	2:32.841	44	8.475	2:32.806	8	20.531	1:48.540	1	27.945	1:40.219
8	16.371	1:57.319	8	10.594	2:32.800	8	11.361	2:35.072	37	21.095	1:48.780	8	29.139	1:49.204
37	17.319	1:58.267	37	11.448	2:32.706	37	11.685	2:34.542	79	24.283	1:51.140	37	29.294	1:48.795
49	18.019	1:58.967	49	12.036	2:32.594	49	12.249	2:34.518	49	25.241	1:52.362	78	31.750	1:52.828
26	18.017	1:58.965	79	13.404	2:33.487	79	12.513	2:33.414	1	28.322	1:44.023	79	34.083	1:50.396
79	18.494	1:59.442	6	14.394	2:33.250	6	16.594	2:36.505	6	30.300	1:53.076	49	35.041	1:50.396
6	19.721	2:00.669	85	14.762	2:32.897	85	16.983	2:36.526	9	31.137	1:53.410	35	37.896	1:47.051
85	20.442	2:01.390	9	15.312	2:33.166	9	17.097	2:36.090	35	31.441	1:46.269	6	40.126	1:50.422
9	20.723	2:01.671	33	16.024	2:32.601	29	21.820	2:39.626	85	31.887	1:54.274	9	41.035	1:50.494
33	22.000	2:02.948	29	16.499	2:32.381	19	23.185	2:40.249	29	35.371	1:52.921	85	41.844	1:50.553
29	22.695	2:03.643	19	17.241	2:32.679	31	23.398	2:39.607	19	37.289	1:53.474	29	47.187	1:52.412
19	23.139	2:04.087	31	18.096	2:32.352	1	23.669	2:38.744	31	38.963	1:54.935	19	49.218	1:52.525
31	24.321	2:05.269	1	19.230	2:28.594	35	24.542	2:38.762	12	41.008	1:54.867	31	51.977	1:53.610
1	29.213	2:10.161	35	20.085	2:25.118	12	25.511	2:38.979	40	44.777	1:57.767	12	56.176	1:55.764
35	33.544	2:14.492	12	20.837	2:24.169	40	26.380	2:39.326	4	45.534	1:56.979	92	59.026	1:45.355
40	34.379	2:15.327	40	21.359	2:25.557	50	26.789	2:38.802	50	46.989	1:59.570	4	1:01.844	1:56.906
12	35.245	2:16.193	50	22.292	2:25.228	75	27.612	2:38.526	75	48.823	2:00.581	40	1:02.406	1:58.225
50	35.641	2:16.589	75	23.391	2:24.615	4	27.925	2:36.570	86	49.372	1:59.234	50	1:03.652	1:57.259
75	37.353	2:18.301	47	24.971	2:22.582	47	29.031	2:38.365	47	52.053	2:02.392	75	1:07.549	1:59.322
47	40.966	2:21.914	4	25.660	2:18.425	86	29.508	2:37.646	32	53.217	2:02.328	86	1:07.850	1:59.074
4	45.812	2:26.760	86	26.167	2:17.968	32	30.259	2:37.774	61	53.951	2:00.111	47	1:12.637	2:01.180
86	46.776	2:27.724	32	26.790	2:18.008	26	1 LAP	5:28.112P	92	54.267	2:32.748	32	1:13.283	2:00.662
32	47.359	2:28.307	61	27.294	2:16.788	61	33.210	2:40.221				61	1:13.996	2:00.641
61	49.083	2:30.031	60	1 LAP	5:57.865	60	1 LAP	2:09.172						

Car No 78 - Not Classified - Not running at Red Flag  
Weather/Track: Sun 21°/Dry 30°

Brands Hatch GP  
Circuit Length = 3.7030 km.  
Start: 13:22 End: 13:55

# Heritage Grand Touring Cars

## LAP CHART - RACE 1

(contd.)

Lap 6			Lap 7			Lap 8			Lap 9			Lap 10		
No	Behind	Laptime	No	Behind	Laptime	No	Behind	Laptime	No	Behind	Laptime	No	Behind	Laptime
11		1:38.839	11		1:39.272	11		1:39.426	11		1:39.453	11		1:39.237
27	0.374	1:38.934	27	0.573	1:39.471	27	0.277	1:39.130	4	1 LAP	1:52.267	27	0.409	1:38.203
21	15.052	1:43.682	21	18.892	1:43.112	50	1 LAP	1:57.450	27	1.443	1:40.619	8	1 LAP	1:43.433
10	16.620	1:44.019	10	21.577	1:44.229	78	1 LAP	2:43.116P	8	1 LAP	1:50.519	31	1 LAP	1:55.124
80	25.232	1:46.422	80	32.665	1:46.705	86	1 LAP	1:59.899	12	1 LAP	1:57.467	4	1 LAP	1:49.929
45	25.364	1:46.150	1	32.723	1:40.959	32	1 LAP	1:59.786	50	1 LAP	1:57.233	56	1 LAP	2:47.939P
69	25.928	1:45.445	45	32.787	1:46.695	92	1 LAP	2:34.853P	78	1 LAP	1:50.554	78	1 LAP	1:45.410
60	2 LAPS	2:07.876	69	33.353	1:46.697	47	1 LAP	2:01.291	21	29.217	1:46.352	7	1 LAP	2:58.447P
1	31.036	1:41.930	19	1 LAP	3:04.008P	61	1 LAP	2:01.931	92	1 LAP	1:49.381	12	1 LAP	1:58.146
91	32.613	1:47.459	91	39.156	1:45.815	21	22.318	1:42.852	1	31.494	1:39.164	1	31.743	1:39.486
56	32.612	1:49.161	7	41.567	1:47.476	10	25.146	1:42.995	86	1 LAP	2:01.004	21	34.240	1:44.260
7	33.363	1:48.536	44	42.695	1:47.976	1	31.783	1:38.486	32	1 LAP	1:59.347	92	1 LAP	1:44.473
44	33.991	1:47.250	37	44.552	1:47.098	75	2 LAPS	4:27.803P	47	1 LAP	2:00.520	71	9 LAPS	19:09.273P
37	36.726	1:46.271	56	44.372	1:51.032	45	38.988	1:45.627	61	1 LAP	2:00.884	69	53.148	1:45.664
8	39.036	1:48.736	40	1 LAP	3:09.241P	69	39.927	1:46.000	79	1 LAP	3:05.735P	91	57.799	1:46.017
78	44.619	1:51.708	35	53.874	1:47.489	80	42.022	1:48.783	69	46.721	1:46.247	80	57.873	1:47.287
79	45.660	1:50.416	79	59.862	1:53.474	91	45.223	1:45.493	80	49.823	1:47.254	79	1 LAP	1:55.829
35	45.657	1:46.600	49	1:00.700	1:53.280	7	49.380	1:47.239	91	51.019	1:45.249	44	1:06.329	1:48.209
49	46.692	1:50.490	6	1:01.241	1:49.380	44	49.805	1:46.536	45	52.696	1:53.161	37	1:07.275	1:46.208
6	51.133	1:49.846	9	1:01.986	1:49.260	37	52.576	1:47.450	9	1 LAP	3:14.401P	9	1 LAP	1:53.694
9	51.998	1:49.802	60	2 LAPS	2:11.786	19	1 LAP	1:58.970	44	57.357	1:47.005	19	1 LAP	1:51.093
85	53.746	1:50.741	85	1:05.369	1:50.895	56	55.379	1:50.433	37	1:00.304	1:47.181	75	2 LAPS	1:53.904
29	1:00.233	1:51.885	29	1:13.383	1:52.422	35	59.483	1:45.035	75	2 LAPS	2:07.364	6	1:35.667	1:50.285
92	1:03.306	1:43.119	31	1:21.998	1:53.936	6	1:13.571	1:51.756	35	1:06.252	1:46.222			
31	1:07.334	1:54.196	4	1:27.933	1:52.806	49	1:14.248	1:52.974	19	1 LAP	1:52.265			
12	1:13.977	1:56.640	8	1:30.776	2:31.012P	40	1 LAP	2:02.529	6	1:24.619	1:50.501			
4	1:14.399	1:51.394	12	1:32.600	1:57.895	85	1:17.198	1:51.255	49	1:25.304	1:50.509			
50	1:21.695	1:56.882				29	1:25.725	1:51.768	85	1:29.325	1:51.580			
86	1:29.474	2:00.463				31	1:35.579	1:53.007	40	1 LAP	1:55.251			
32	1:33.962	1:59.518							29	1:38.729	1:52.457			
47	1:36.711	2:02.913												
61	1:37.965	2:02.808												

Car No 78 - Not Classified - Not running at Red Flag  
Weather/Track: Sun 21°/Dry 30°

Brands Hatch GP  
Circuit Length = 3.7030 km.  
Start: 13:22 End: 13:55

# Heritage Grand Touring Cars

## LAP CHART - RACE 1

(contd.)

Lap 11			Lap 12			Lap 13			Lap 14			Lap 15		
No	Behind	Laptime	No	Behind	Laptime	No	Behind	Laptime	No	Behind	Laptime	No	Behind	Laptime
27		1:38.467	11		1:38.971	11		2:20.958P	11		1:44.482	27		1:40.198
11	1.096	1:39.972	21	1 LAP	2:50.488P	40	2 LAPS	1:56.886	27	0.143	1:41.269	11	0.242	1:40.583
50	2 LAPS	3:02.024P	8	1 LAP	1:44.185	56	1 LAP	1:45.945	80	1 LAP	1:55.211	56	1 LAP	1:44.447
32	2 LAPS	2:51.816P	35	2 LAPS	4:09.369P	27	3.356	1:44.176	56	1 LAP	1:44.456	35	2 LAPS	1:51.610
40	2 LAPS	1:54.940	40	2 LAPS	1:55.223	69	1 LAP	3:05.804P	91	1 LAP	3:00.110P	80	1 LAP	1:49.323
8	1 LAP	1:43.261	45	1 LAP	1:51.876	92	1 LAP	1:43.557	92	1 LAP	1:43.615	44	1 LAP	1:46.651
45	1 LAP	2:39.095P	50	2 LAPS	2:06.465	50	2 LAPS	1:59.096	44	1 LAP	1:55.110	91	1 LAP	1:50.330
86	2 LAPS	3:03.980P	1	30.203	1:39.066	12	2 LAPS	2:01.173	69	1 LAP	1:51.840	69	1 LAP	1:45.330
4	1 LAP	1:49.007	12	2 LAPS	3:20.065P	32	2 LAPS	2:00.851	40	2 LAPS	1:58.338	40	2 LAPS	1:55.553
31	1 LAP	1:54.097	4	1 LAP	1:49.536	7	1 LAP	1:49.134	12	2 LAPS	1:54.423	37	1 LAP	3:09.273P
78	1 LAP	1:42.730	78	1 LAP	1:44.045	86	2 LAPS	2:00.491	50	2 LAPS	2:00.181	12	2 LAPS	1:54.431
61	2 LAPS	3:06.594P	32	2 LAPS	2:07.836	71	11 LAPS	5:24.958P	7	1 LAP	1:48.349	7	1 LAP	1:50.113
1	31.204	1:38.337	56	1 LAP	1:44.283	85	1 LAP	1:48.392	32	2 LAPS	1:57.655	50	2 LAPS	1:57.874
56	1 LAP	1:48.317	27	40.138	2:20.205P	61	2 LAPS	2:00.635	85	1 LAP	1:49.115	85	1 LAP	1:48.663
92	1 LAP	1:44.032	92	1 LAP	1:43.447	49	1 LAP	1:49.203	86	2 LAPS	1:57.913	32	2 LAPS	1:58.003
47	2 LAPS	3:21.791P	86	2 LAPS	2:06.077	79	1 LAP	1:45.479	49	1 LAP	1:47.471	79	1 LAP	1:46.659
7	1 LAP	1:54.584	7	1 LAP	1:48.871	1	44.055	2:34.810P	79	1 LAP	1:45.094	49	1 LAP	1:48.756
85	1 LAP	2:38.318P	61	2 LAPS	2:06.836	47	2 LAPS	1:57.611	1	52.142	1:52.569	86	2 LAPS	1:57.989
49	1 LAP	2:50.336P	85	1 LAP	1:54.196	37	46.216	1:45.614	61	2 LAPS	2:00.815	1	56.085	1:44.284
69	59.270	1:44.998	47	2 LAPS	2:03.464	31	2 LAPS	4:29.891P	47	2 LAPS	1:56.103	47	2 LAPS	1:53.667
91	1:05.369	1:46.446	91	1:10.605	1:45.303	4	1 LAP	2:55.291P	9	1 LAP	1:51.671	61	2 LAPS	1:58.066
80	1:07.188	1:48.191	49	1 LAP	1:53.505	9	1 LAP	1:51.629	21	1:13.147	1:43.595	21	1:16.252	1:43.446
79	1 LAP	1:48.456	79	1 LAP	1:46.222	6	1 LAP	1:57.327	4	1 LAP	1:54.121	4	1 LAP	1:47.255
44	1:14.199	1:46.746	37	1:21.560	1:46.888	21	1:14.034	1:42.750	6	1 LAP	1:49.678	9	1 LAP	1:52.183
37	1:14.739	1:46.340	9	1 LAP	1:52.878	19	1 LAP	1:52.248	19	1 LAP	1:49.821	8	1:24.917	1:44.442
9	1 LAP	1:49.104	6	1 LAP	3:20.141P	29	1 LAP	1:52.553	8	1:20.816	1:43.658	6	1 LAP	1:50.521
29	1 LAP	3:10.170P	19	1 LAP	1:51.682	8	1:21.640	1:43.755	29	1 LAP	1:53.091	19	1 LAP	1:50.193
19	1 LAP	1:51.121	29	1 LAP	1:57.628	75	2 LAPS	1:55.008	45	1:36.718	1:45.625			
75	2 LAPS	1:54.816	21	1:52.242	1:46.457	45	1:35.575	1:45.384	78	1:38.233	1:42.703			
			75	2 LAPS	1:56.514	78	1:40.012	1:43.396	75	2 LAPS	1:56.174			
			8	1:58.843	1:43.728	35	1 LAP	1:49.810						
			80	2:10.424	2:43.303P									
			45	2:11.149	1:45.662									
			35	1 LAP	1:55.064									
			44	2:17.010	2:42.878P									
			78	2:17.574	1:43.431									

Car No 78 - Not Classified - Not running at Red Flag  
Weather/Track: Sun 21°/Dry 30°

Brands Hatch GP  
Circuit Length = 3.7030 km.  
Start: 13:22 End: 13:55

# Heritage Grand Touring Cars

## LAP CHART - RACE 1

(contd.)

Lap 16			Lap 17			Lap 18			Lap 19			Lap 20		
No	Behind	Laptime	No	Behind	Laptime	No	Behind	Laptime	No	Behind	Laptime	No	Behind	Laptime
27		1:39.641	27		1:39.008									
11	1.398	1:40.797	6	2 LAPS	1:50.638									
29	2 LAPS	1:53.492	11	1.422	1:39.032									
45	1 LAP	1:46.550	19	2 LAPS	1:50.997									
78	1 LAP	1:45.254	78	1 LAP	1:43.791D									
56	1 LAP	1:44.411	45	1 LAP	1:46.706									
75	3 LAPS	1:58.077	29	2 LAPS	1:52.518									
35	2 LAPS	1:48.369	56	1 LAP	1:44.869									
80	1 LAP	1:50.515	91	1 LAP	1:47.406									
91	1 LAP	1:45.443	80	1 LAP	1:50.723									
44	1 LAP	1:48.148	69	1 LAP	1:48.878									
69	1 LAP	1:45.140	44	1 LAP	1:49.753									
37	1 LAP	1:51.865	75	3 LAPS	1:59.089									
7	1 LAP	1:48.149	35	2 LAPS	1:59.300									
40	2 LAPS	1:56.738	37	1 LAP	1:45.734									
12	2 LAPS	1:54.301	7	1 LAP	1:48.630									
85	1 LAP	1:48.681	40	2 LAPS	1:54.177									
79	1 LAP	1:46.384	85	1 LAP	1:47.965									
49	1 LAP	1:47.889	79	1 LAP	1:45.891									
50	2 LAPS	1:59.106	1	1:05.475	1:43.828									
1	1:00.655	1:44.211	12	2 LAPS	1:55.135									
32	2 LAPS	1:58.196	49	1 LAP	1:47.669									
86	2 LAPS	1:58.686	50	2 LAPS	1:57.940									
21	1:20.748	1:44.137	32	2 LAPS	1:57.777									
47	2 LAPS	1:55.171	21	1:26.240	1:44.500									
8	1:28.729	1:43.453	8	1:33.114	1:43.393									
4	1 LAP	1:48.304	86	2 LAPS	1:59.049									
61	2 LAPS	2:00.673	4	1 LAP	1:46.578									
			47	2 LAPS	1:53.947									
			61	2 LAPS	2:00.331									

Car No 78 - Not Classified - Not running at Red Flag  
Weather/Track: Sun 21°/Dry 30°

Brands Hatch GP  
Circuit Length = 3.7030 km.  
Start: 13:22 End: 13:55


# Heritage Grand Touring Cars

## GRID FOR RACE 2

ROW  
20  
ROW  
19  
ROW  
18  
ROW  
17  
ROW  
16  
ROW  
15  
ROW  
14  
ROW  
13  
ROW  
12  
ROW  
11  
ROW  
10  
ROW  
9  
ROW  
8  
ROW  
7  
ROW  
6  
ROW  
5  
ROW  
4  
ROW  
3  
ROW  
2  
ROW  
1

74	Thurtle/Thurtle	
26	Christoforou	71 Glover/Knight
60	Forster	33 Nunn
31	Masters	10 Cann/Cann
9	Williams/Williams	92 McCarthy/McCarthy
75	White/White	78 Miller/Goble
47	Cooke/Verschueren	61 Hawcroft/Hawcroft
32	Cox/McCarthy	86 Cooke/Brewer
12	Voyce/Brown	50 Hathaway/Mountain
35	Dickson/Miller	40 Cann/Williams
19	Streeter	29 Thomas/Dobson
4	Shoosmith/Barrow	6 Bryan
79	O'Brien/Kemp	49 Tooms/Caine
7	North/North	85 Death/Death
44	Searles/Jardine	37 Lees
69	Hollins	80 Davids/Chalmers
56	McCallum/Bussell	91 Young
8	Wheeler/Samuels	45 Hammond/Jenkinson
1	Bryant/Bryant	21 Scragg
27	Lloyd/Horsman	11 Rouse/Hall

POLE



Weather/Track: Sun 21°/Dry 30°

These results are provisional until the conclusion of any judicial and technical matters.

Brands Hatch GP

Circuit Length = 3.7030 km.

Start: 13:22 End: 13:55

Race Director:

Steward:

Timekeeper:

## Heritage Grand Touring Cars

### RACE CLASSIFICATION - RACE 2

POS	NO	CL	DRIVERS	CAR	TIME	LAPS	GAP	KPH	BEST
1	11	D	Hall/Rouse	Chevrolet Camaro	30:48.340	18		129.88	1:38.065
2	27	C	Lloyd/Horsman	Morgan Plus 8	31:01.236	18	12.896	128.98	1:38.659
3	1	C	Bryant/Bryant	Morgan Plus 8	31:14.272	18	25.932	128.08	1:38.623
4	21	D	Scragg	Aston Martin DB5	32:22.025	18	1:33.685	123.61	1:43.101
5	56	C	McCallum/Bussell	Aston Martin DB5	32:23.556	18	1:35.216	123.51	1:42.679
6	8	C	Wheeler/Samuels	Aston Martin DB4	30:57.897	17	1 LAP	122.03	1:43.844
7	45	D	Hammond/Jenkinson	Chevrolet Camaro	31:03.006	17	1 LAP	121.70	1:45.001
8	69	C	Hollins	Morgan Plus 8	31:25.066	17	1 LAP	120.27	1:44.029
9	44	D	Searles/Jardine	Aston Martin DB5 V8	31:34.991	17	1 LAP	119.64	1:46.545
10	79	C	O'Brien/Kemp	Aston Martin DB4	31:46.529	17	1 LAP	118.92	1:45.849
11	26	B	Christoforou	Ford Escort Mk1	31:50.611	17	1 LAP	118.67	1:46.160
12	80	B	Dauids/Chalmers	Porsche 911	31:52.209	17	1 LAP	118.57	1:46.950
13	37	B	Lees	Morgan Plus 8	32:07.143	17	1 LAP	117.65	1:45.012
14	7	D	North/North	Ford Mustang	32:21.802	17	1 LAP	116.76	1:47.372
15	4	D	Barrow/Shoesmith	Chevrolet Camaro	32:31.000	17	1 LAP	116.21	1:47.441
16	6	B	Bryan	Porsche 928	32:32.397	17	1 LAP	116.13	1:46.666
17	49	B	Caine/Tooms	Lotus Elan S4	32:32.481	17	1 LAP	116.12	1:47.545
18	29	B	Thomas/Dobson	Lotus 47	31:13.075	16	2 LAPS	113.93	1:48.102
19	33	B	Bloohn	Shelby 350GT	31:23.878	16	2 LAPS	113.27	1:50.279
20	19	A	Streeter	Ford Anglia	31:26.611	16	2 LAPS	113.11	1:51.475
21	75	B	White/White	Triumph TR6	31:44.244	16	2 LAPS	112.06	1:52.700
22	12	A	Brown/Voyce	Lotus Cortina Mk1	31:47.780	16	2 LAPS	111.85	1:53.130
23	71	I	Knight/Glover	Ford Escort	31:50.488	16	2 LAPS	111.70	1:51.832
24	50	A	Mountain/Hathaway	Lotus Cortina Mk1	32:04.020	16	2 LAPS	110.91	1:52.453
25	86	B	Brewer/Cooke	Triumph TR4	31:19.634	15	3 LAPS	106.44	1:57.371
26	61	A	Hawcroft/Hawcroft	Morris Mini	31:34.923	15	3 LAPS	105.58	1:58.982
27	47	B	Cooke/Cooke	Ford Mustang	32:04.062	15	3 LAPS	103.98	1:54.907

#### NOT CLASSIFIED

92	C	McCarthy/McCarthy	MGB GT V8	25:22.070	14	D.N.F.	122.68	1:42.749
40	D	Williams/Cann	Aston Martin DB5 V8	22:13.632	11	D.N.F.	110.03	1:52.660
32	A	McCarthy/Cox	MGB	21:21.574	10	D.N.F.	104.10	1:57.264
31	B	Masters	Jaguar XJS	13:35.972	7	D.N.F.	114.49	1:52.803
85	A	Death/Death	Mini Cooper S	14:47.555	6	D.N.F.	90.24	1:49.949
35	D	Dickson/Miller	Ram Cobra	7:27.334	4	D.N.F.	119.44	1:46.606
60	A	Forster/Letts	Morris Mini Minor	2:20.782	1	D.N.F.	95.45	2:20.782
10	D	Cann/Cann	Aston Martin DB5 V8		0	D.N.F.	N/A	

#### FASTEST LAP

11	D	Hall/Rouse	Chevrolet Camaro	1:38.065	5	135.93kph	84.46mph
1	C	Bryant/Bryant	Morgan Plus 8	1:38.623	11	135.16kph	83.99mph
37	B	Lees	Morgan Plus 8	1:45.012	9	126.94kph	78.88mph
85	A	Death/Death	Mini Cooper S	1:49.949	2	121.24kph	75.33mph
71	I	Knight/Glover	Ford Escort	1:51.832	11	119.20kph	74.07mph

Weather/Track: Sun 17°/Dry 20°

These results are provisional until the conclusion of any judicial and technical matters.

Brands Hatch GP  
Circuit Length = 3.7030 km.  
Start: 16:24 End: 16:55

Race Director:	Steward:	Timekeeper:
----------------	----------	-------------

# Heritage Grand Touring Cars

## Race 2 - Sector Analysis Report

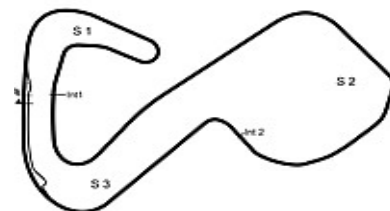
Lap S1 Time S1 Spd S2 Time S2 Spd S3 Time S3 Spd Lap Time Pit Lap S1 Time S1 Spd S2 Time S2 Spd S3 Time S3 Spd Lap Time Pit

1 BRYANT						Morgan Plus 8						C					
1	34.903	147.5	45.623	23.775	208.8	1:44.301	11	31.909	162.4	43.550	23.164	210.5	1:38.623				
2	32.310	151.6	45.495	23.974	211.3	1:41.779	12	31.342	166.4	43.566	23.956	205.3	1:38.864				
3	32.249	146.5	46.555	23.939	207.6	1:42.743	13	31.825	165.3	43.952	22.896	213.8	1:38.673				
4	32.784	140.4	45.835	23.983	205.7	1:42.602	14	31.909	162.4	43.692	23.111	212.1	1:38.712				
5	33.357	133.1	45.900	24.085	208.0	1:43.342	15	31.519	166.4	44.207	23.137	213.4	1:38.863				
6	32.934	139.3	46.005	24.214	204.9	1:43.153	16	31.520	157.8	44.282	23.975	211.3	1:39.777				
7	33.093	139.3	46.204	1:24.525		2:43.822 Pit	17	31.697	164.8	43.943	23.096	213.0	1:38.736				
8	35.042	161.9	44.198	23.219	209.3	1:42.459	18	31.872	161.4	43.984	23.480	204.1	1:39.336				
9	31.539	166.4	44.403	23.247	210.9	1:39.189											
10	31.743	162.8	44.194	23.361	211.3	1:39.298											

4 BARROW						Chevrolet Camaro						D					
1	39.746	144.9	49.703	24.983	200.0	1:54.432	10	36.054	143.0	50.454	25.684		1:52.192				
2	34.456	139.1	48.531	25.820	208.4	1:48.807	11	35.512	143.4	50.963	26.144		1:52.619				
3	35.891	148.5	52.361	26.579	181.8	1:54.831	12	36.180	143.0	50.531	25.468	197.4	1:52.179				
4	33.945	149.1	48.377	25.463		1:47.785	13	35.212	144.7	49.699	25.490		1:50.401				
5	34.175	149.7	48.711	25.045		1:47.931	14	34.341	148.3	48.889	24.912		1:48.142				
6	34.089	156.7	49.115	25.262	191.8	1:48.466	15	35.674	146.1	48.949	25.118		1:49.741				
7	33.798	156.5	48.749	25.646	186.5	1:48.193	16	34.655	152.5	48.059	24.727		1:47.441				
8	34.108	151.6	49.225	1:35.013		2:58.346 Pit	17	34.327	150.2	49.379	25.037	190.1	1:48.743				
9	42.101	131.0	52.334	26.316	197.4	2:00.751											

6 BRYAN						Porsche 928						B					
1	41.186	139.7	49.958	25.417	196.3	1:56.561	10	35.000	155.6	48.189	25.329	196.3	1:48.518				
2	34.954	149.5	49.111	26.223	194.9	1:50.288	11	34.073	148.9	48.703	25.160	202.6	1:47.936				
3	35.213	151.2	51.259	26.162	189.4	1:52.634	12	34.908	155.8	47.975	25.425	198.5	1:48.308				
4	35.393	141.5	48.855	25.357	197.4	1:49.605	13	34.780	151.6	47.559	25.334	202.2	1:47.673				
5	34.323	152.7	47.940	25.956	204.1	1:48.219	14	34.577	152.5	48.310	26.074	194.9	1:48.961				
6	34.004	158.1	47.629	25.033	193.2	1:46.666	15	34.468	150.0	48.760	25.252	203.7	1:48.480				
7	34.214	150.4	47.919	1:56.564		3:18.697 Pit	16	34.866	153.1	48.021	25.487	199.6	1:48.374				
8	38.617	152.7	48.560	25.988	193.5	1:53.165	17	34.258	150.8	49.003	25.422	203.7	1:48.683				
9	34.622	150.4	48.967	26.040	191.1	1:49.629											

7 NORTH						Ford Mustang						D					
1	38.684	146.1	49.609	25.425	206.1	1:53.718	10	35.847	137.2	49.677	25.213	192.8	1:50.737				
2	34.186	148.9	48.666	25.739	207.6	1:48.591	11	34.776	152.3	48.504	26.435	199.6	1:49.715				
3	35.241	149.7	48.766	25.475	201.8	1:49.482	12	34.556	154.7	53.550	25.112	204.9	1:53.218				
4	34.562	152.5	49.023	25.249	202.6	1:48.834	13	34.643	147.9	48.203	26.175	203.3	1:49.021				
5	34.245	147.5	48.242	25.922	203.7	1:48.409	14	35.500	142.8	49.400	25.717	196.0	1:50.617				
6	34.901	136.1	49.110	25.215	205.3	1:49.226	15	34.663	152.7	48.937	26.079	203.0	1:49.679				
7	34.686	154.7	47.318	25.368	204.5	1:47.372	16	35.656	137.5	48.563	25.841	206.1	1:50.060				
8	34.047	151.4	48.241	1:36.679		2:58.967 Pit	17	34.909	145.5	49.113	25.256	200.7	1:49.278				
9	40.422	149.7	48.970	25.486	205.3	1:54.878											



Circuit Length - 3.703 kilometres  
Grand Prix Circuit  
Brands Hatch

Weather/Track: Sun 18°/Dry 23°

Printed at 17:01, Sunday, 23 September, 2007

© MST Systems Ltd, 2005 (www.mstworld.com)

Page 1

# Heritage Grand Touring Cars

## Race 2 - Sector Analysis Report

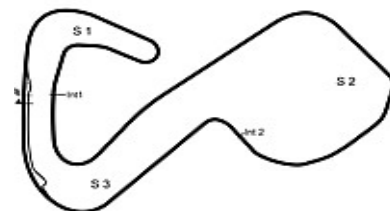
Lap S1 Time S1 Spd S2 Time S2 Spd S3 Time S3 Spd Lap Time Pit Lap S1 Time S1 Spd S2 Time S2 Spd S3 Time S3 Spd Lap Time Pit

8 WHEELER						Aston Martin DB4						C	
1	36.330	150.2	48.247	25.211	198.5	1:49.788	10	33.154	152.1	46.746	24.519	203.7	1:44.419
2	34.392	149.1	50.831	25.597	199.2	1:50.820	11	33.381	155.1	46.452	24.484	204.1	1:44.317
3	35.082	146.9	48.654	25.489	198.8	1:49.225	12	33.029	154.5	46.299	24.516	204.1	1:43.844
4	34.228	149.1	49.418	25.470	196.0	1:49.116	13	33.538	148.7	46.920	25.572	191.1	1:46.030
5	33.979	147.9	48.996	26.589	192.1	1:49.564	14	34.663	147.5	49.261	25.186	203.3	1:49.110
6	34.896	142.8	49.179	1:06.065		2:30.140 Pit	15	33.118	156.0	46.268	24.618	200.7	1:44.004
7	37.431	146.7	46.871	25.081	205.3	1:49.383	16	33.388	153.6	46.203	24.381	203.3	1:43.972
8	33.784	151.2	45.967	24.358	204.5	1:44.109	17	34.266	154.5	46.438	24.985	198.8	1:45.689
9	33.114	152.1	46.586	24.667	203.7	1:44.367							

11 HALL						Chevrolet Camaro						D	
1	33.755	164.6	44.823	22.907	216.0	1:41.485	11	32.696	157.4	44.982	23.701	214.2	1:41.379
2	31.923	167.1	44.985	23.276	216.8	1:40.184	12	32.227	160.2	44.559	23.358	215.5	1:40.144
3	31.542	163.1	43.882	22.925	216.4	1:38.349	13	32.047	166.9	44.175	23.570	213.8	1:39.792
4	31.513	163.8	43.545	23.147	216.0	1:38.205	14	32.354	162.8	44.210	23.326	214.7	1:39.890
5	31.467	167.7	43.514	23.084	214.7	1:38.065	15	32.462	164.8	46.241	24.056	215.1	1:42.759
6	31.734	167.4	43.949	22.990	216.4	1:38.673	16	32.233	164.6	44.213	24.558	211.3	1:41.004
7	31.727	165.8	44.649	23.022	216.0	1:39.398	17	32.230	166.9	44.440	23.465	214.7	1:40.135
8	32.925	168.7	45.849	23.145	214.2	1:41.919	18	32.169	164.6	44.033	23.454	216.8	1:39.656
9	31.491	169.5	43.756	1:05.377		2:20.624 Pit							
10	37.881	158.1	44.969	23.829	215.1	1:46.679							

12 BROWN						Lotus Cortina Mk1						A	
1	43.914	130.9	51.567	27.294	173.0	2:02.775	10	36.254	131.2	53.916	27.494	169.8	1:57.664
2	35.800	134.8	50.684	26.929	172.8	1:53.413	11	36.618	133.1	52.306	27.228	171.7	1:56.152
3	35.106	135.3	50.843	27.716	175.6	1:53.665	12	35.917	132.1	52.521	27.662	170.0	1:56.100
4	35.909	135.5	52.616	27.153	172.5	1:55.678	13	36.203	133.3	52.705	27.369	173.3	1:56.277
5	35.571	134.4	50.666	26.893	171.7	1:53.130	14	36.838	130.9	52.811	28.355	168.4	1:58.004
6	35.345	134.6	50.421	27.594	169.8	1:53.360	15	36.276	133.8	52.632	27.447	172.5	1:56.355
7	36.654	129.9	51.227	26.773	171.7	1:54.654	16	36.039	134.3	51.907	27.361	172.8	1:55.307
8	36.374	134.4	49.904	1:17.557		2:43.835 Pit							
9	41.254	134.3	52.474	27.683	170.3	2:01.411							

19 STREETER						Ford Anglia						A	
1	42.276	140.0	51.552	26.757	177.0	2:00.585	10	35.122	139.1	50.084	26.270	177.0	1:51.476
2	35.018	136.8	51.221	26.641	178.2	1:52.880	11	34.698	140.6	50.674	26.786	176.4	1:52.158
3	35.156	138.6	50.407	26.477	176.7	1:52.040	12	34.870	139.1	52.222	26.468	177.9	1:53.560
4	35.386	136.1	51.330	26.605	177.0	1:53.321	13	35.322	137.0	51.354	26.627	181.8	1:53.303
5	35.111	136.1	50.560	26.787	176.4	1:52.458	14	35.289	136.8	50.296	26.959	175.8	1:52.544
6	34.960	138.9	50.885	1:39.328		3:05.173 Pit	15	35.010	140.0	49.867	26.598	177.3	1:51.475
7	41.054	130.7	51.760	26.914	177.0	1:59.728	16	35.183	137.2	49.918	26.678	175.8	1:51.779
8	35.241	137.5	50.278	26.467	180.0	1:51.986							
9	35.587	138.2	50.209	26.349	178.8	1:52.145							



Circuit Length - 3.703 kilometres  
Grand Prix Circuit  
Brands Hatch

Weather/Track: Sun 18°/Dry 23°

# Heritage Grand Touring Cars

## Race 2 - Sector Analysis Report

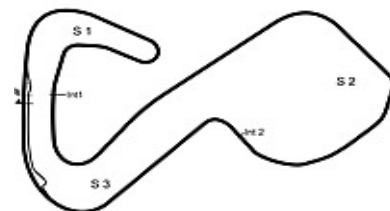
Lap S1 Time S1 Spd S2 Time S2 Spd S3 Time S3 Spd Lap Time Pit Lap S1 Time S1 Spd S2 Time S2 Spd S3 Time S3 Spd Lap Time Pit

21 SCRAGG						Aston Martin DBS						D	
1	35.560	147.7	45.749	24.164	210.9	1:45.473	11	33.089	140.4	47.478	24.586	204.5	1:45.153
2	32.824	144.7	46.455	24.369	209.7	1:43.648	12	33.527	148.3	47.173	1:19.835		2:40.535 Pit
3	33.026	149.7	46.593	24.433	206.1	1:44.052	13	37.237	143.2	46.398	24.288	206.5	1:47.923
4	33.006	149.7	46.389	24.449	206.1	1:43.844	14	32.967	152.5	46.107	24.606	206.1	1:43.680
5	32.977	151.4	45.854	24.270	209.3	1:43.101	15	33.124	156.5	46.756	24.610	200.3	1:44.490
6	32.772	148.9	46.126	24.349	208.4	1:43.247	16	34.151	145.9	46.919	24.982	197.4	1:46.052
7	33.217	149.7	47.013	24.664	202.2	1:44.894	17	33.715	151.0	47.112	24.631	203.7	1:45.458
8	33.369	149.7	47.320	24.445	201.4	1:45.134	18	33.637	150.0	45.988	24.729	194.5	1:44.354
9	33.356	153.6	47.601	24.776	201.4	1:45.733							
10	33.499	152.5	46.714	25.041	205.7	1:45.254							

26 CHRISTOFOROU				Ford Escort Mk1				B
1				2:02.987	10			2:55.276 Pit
2				1:47.718	11			1:50.515
3				1:49.717	12			1:47.073
4				1:50.312	13			1:46.376
5				1:46.899	14			1:46.655
6				1:46.576	15			1:46.608
7				1:47.456	16			1:46.365
8				1:46.160	17			1:46.296
9				1:47.622				

27 LLOYD						Morgan Plus 8						C	
1	33.210	156.7	45.773	23.089	213.4	1:42.072	11	36.554	157.4	45.218	23.811	206.5	1:45.583
2	31.634	162.1	45.615	23.328	212.1	1:40.577	12	31.412	164.6	44.313	23.489	206.5	1:39.214
3	30.906	161.1	45.108	23.477	208.8	1:39.491	13	31.505	162.4	44.911	23.346	209.7	1:39.762
4	31.672	167.1	45.399	23.620	207.6	1:40.691	14	31.249	162.1	45.031	23.567	205.7	1:39.847
5	31.483	164.1	45.397	23.567	208.0	1:40.447	15	31.594	160.7	45.883	23.429	208.4	1:40.906
6	31.572	162.1	45.865	23.504	208.4	1:40.941	16	31.582	157.2	45.875	24.364	191.1	1:41.821
7	31.950	165.1	46.016	23.556	204.9	1:41.522	17	31.549	164.1	44.383	23.375	207.6	1:39.307
8	32.034	164.1	45.723	23.858	205.7	1:41.615	18	31.258	166.4	44.069	23.332	204.1	1:38.659
9	32.162	162.1	46.196	23.346	206.5	1:41.704							
10	31.714	162.1	45.624	1:09.739		2:27.077 Pit							

29 THOMAS						Lotus 47						B	
1	42.536	135.5	50.281	25.756	190.1	1:58.573	10	36.373	138.4	50.416	26.830	179.4	1:53.619
2	34.620	133.0	49.162	25.712	189.4	1:49.494	11	35.817	136.5	49.992	26.143	181.5	1:51.952
3	34.663	140.9	51.442	26.240	183.6	1:52.345	12	35.393	136.7	51.490	26.325	179.7	1:53.208
4	35.464	143.8	50.204	25.856	190.1	1:51.524	13	35.689	128.4	51.204	26.220	180.9	1:53.113
5	34.421	144.3	49.535	27.287	183.0	1:51.243	14	34.985	136.3	50.341	27.526	175.0	1:52.852
6	33.778	141.5	48.646	25.678	185.2	1:48.102	15	36.589	145.7	49.597	26.232	176.1	1:52.418
7	34.182	140.9	49.013	1:39.603		3:02.798 Pit	16	34.637	140.4	49.251	27.036	175.8	1:50.924
8	41.613	131.2	51.288	25.964	183.6	1:58.865							
9	35.570	136.3	50.098	26.377	180.3	1:52.045							



Circuit Length - 3.703 kilometres  
Grand Prix Circuit  
Brands Hatch

Weather/Track: Sun 18°/Dry 23°

Printed at 17:01, Sunday, 23 September, 2007

© MST Systems Ltd, 2005 (www.mstworld.com)

Page 3

# Heritage Grand Touring Cars

## Race 2 - Sector Analysis Report

Lap S1 Time S1 Spd S2 Time S2 Spd S3 Time S3 Spd Lap Time Pit Lap S1 Time S1 Spd S2 Time S2 Spd S3 Time S3 Spd Lap Time Pit

### 31 MASTERS

### Jaguar XJS

### B

1	48.077	125.7	55.204	28.216	175.8	2:11.497	5	35.829	135.5	50.951	26.509	178.2	1:53.289
2	36.026	139.3	53.997	26.967	179.7	1:56.990	6	35.329	135.5	51.666	26.423	173.3	1:53.418
3	35.913	136.8	51.335	27.025	178.2	1:54.273	7	35.412	135.3	51.121	26.270	177.3	1:52.803
4	35.213	136.7	51.822	26.667	180.9	1:53.702							

### 32 MCCARTHY

### MGB

### A

1	45.632	120.0	54.977	28.847	157.2	2:09.456	7	36.963	123.2	53.975	1:34.565		3:05.503 Pit
2	36.606	121.0	54.232	29.243	159.2	2:00.081	8	44.963	118.8	55.136	29.399	156.5	2:09.498
3	36.538	123.9	53.605	28.356	158.8	1:58.499	9	37.888	122.1	55.919	28.431	156.7	2:02.238
4	36.489	121.0	53.089	28.441	158.5	1:58.019	10	37.748	122.3	55.055	29.516	155.1	2:02.319
5	37.509	115.5	52.999	28.189	158.5	1:58.697							
6	36.627	123.5	52.522	28.115	160.0	1:57.264							

### 33 BLOOHN

### Shelby 350GT

### B

1	48.783	133.4	53.952	27.851		2:10.586	10	36.946	136.8	50.472	26.151		1:53.569
2	36.296	133.6	49.438	25.803		1:51.537	11	36.397	134.6	50.787	26.906		1:54.090
3	35.164	151.2	49.546	25.792		1:50.502	12	35.875	138.9	49.522	25.788		1:51.185
4	35.107	148.9	50.096	26.109		1:51.312	13	35.106	132.1	49.996	26.576		1:51.678
5	34.925	147.9	50.324	25.288		1:50.537	14	35.421	140.8	49.685	26.119		1:51.225
6	34.859	152.5	49.503	25.917		1:50.279	15	36.269	143.6		1:14.673		1:50.942
7	36.262	150.8	52.615	25.965		1:54.842	16	36.314	152.1	49.301	26.126		1:51.741
8	35.095	154.0	52.271	1:29.364		2:56.730 Pit							
9	44.821	111.4	51.844	26.458		2:03.123							

### 35 DICKSON

### Ram Cobra

### D

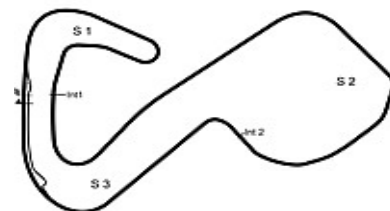
1	41.394	133.1	50.353	24.901	204.9	1:56.648	4	34.386	129.9	48.925	25.486	203.7	1:48.797
2	34.073	152.1	47.082	25.451	202.6	1:46.606							
3	36.999	139.3	51.842	26.442	178.5	1:55.283							

### 37 LEES

### Morgan Plus 8

### B

1	39.393	146.7	49.223	25.704	196.0	1:54.320	10	33.700	148.3	48.774	1:46.526		3:09.000 Pit
2	34.251	146.9	49.746	25.776	195.2	1:49.773	11	37.576	148.3	47.925	26.844	191.1	1:52.345
3	34.256	148.3	48.593	25.450	197.8	1:48.299	12	34.440	147.5	48.062	25.074	193.2	1:47.576
4	34.472	148.7	48.954	25.209	194.5	1:48.635	13	33.218	150.0	47.516	25.230	193.2	1:45.964
5	34.298	144.9	47.890	25.563	188.1	1:47.751	14	33.358	149.3	47.830	25.471	194.2	1:46.659
6	35.038	146.5	48.967	26.056	193.8	1:50.061	15	33.339	149.5	48.296	25.604	191.4	1:47.239
7	34.555	149.1	47.191	25.496	193.5	1:47.242	16	34.277	151.4	49.478	25.881	192.5	1:49.636
8	34.288	151.8	47.773	25.971	191.1	1:48.032	17	34.731	139.8	48.991	25.877	183.9	1:49.599
9	32.739	152.3	47.364	24.909	192.5	1:45.012							



Circuit Length - 3.703 kilometres  
Grand Prix Circuit  
Brands Hatch

Weather/Track: Sun 18°/Dry 23°

Printed at 17:01, Sunday, 23 September, 2007

© MST Systems Ltd, 2005 (www.mstworld.com)

Page 4

# Heritage Grand Touring Cars

## Race 2 - Sector Analysis Report

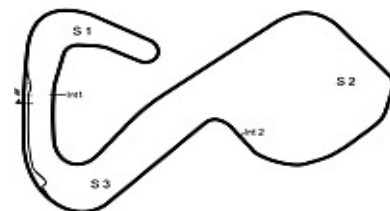
Lap S1 Time S1 Spd S2 Time S2 Spd S3 Time S3 Spd Lap Time Pit Lap S1 Time S1 Spd S2 Time S2 Spd S3 Time S3 Spd Lap Time Pit

40 WILLIAMS						Aston Martin DBS V8						D	
1	43.287	136.8	51.838	26.324	182.1	2:01.449	7	41.851	142.2	52.592	26.527	178.2	2:00.970
2	35.415	137.4	51.861	26.697	180.0	1:53.973	8	36.840	144.3	52.990	27.823	168.7	1:57.653
3	35.107	141.3	51.231	28.090	167.9	1:54.428	9	37.083	141.9	51.183	25.925	184.3	1:54.191
4	35.345	140.4	50.957	26.358	177.0	1:52.660	10	36.403	136.8	51.920	26.471	173.0	1:54.794
5	35.457	139.5	51.860	26.843	181.5	1:54.160	11	36.994	132.1	52.707	27.585	174.4	1:57.286
6	36.133	137.9	51.224	1:24.711		2:52.068 Pit							

44 SEARLES						Aston Martin DBS V8						D	
1	37.964	150.4	49.544	25.090	201.4	1:52.598	10	34.576	157.2	47.468	25.002	201.4	1:47.046
2	33.840	149.1	50.090	26.195	203.0	1:50.125	11	33.918	152.3	48.419	25.224	201.4	1:47.561
3	34.134	151.4	48.677	25.163	200.0	1:47.974	12	33.903	156.9	47.826	25.277	202.6	1:47.006
4	34.186	152.9	49.949	24.869	205.7	1:49.004	13	33.965	154.5	48.347	25.047	202.6	1:47.359
5	33.529	150.2	49.085	25.426	201.1	1:48.040	14	34.551	150.6	48.250	25.007	205.3	1:47.808
6	33.650	150.0	47.725	25.170	195.6	1:46.545	15	34.060	151.6	48.257	24.772	206.1	1:47.089
7	34.264	152.1	47.706	24.944	204.5	1:46.914	16	34.098	158.3	49.754	25.176	203.3	1:49.028
8	35.279	154.0	48.183	1:15.918		2:39.380 Pit	17	34.156	154.9	47.482	25.501	159.5	1:47.139
9	39.448	150.0	48.072	26.855	196.3	1:54.375							

45 HAMMOND						Chevrolet Camaro						D	
1	36.934	148.1	48.282	24.719	202.6	1:49.935	10	33.598	157.6	48.148	26.876	195.6	1:48.622
2	34.820	148.5	49.316	24.695	200.3	1:48.831	11	34.084	158.3	46.684	24.397	207.2	1:45.165
3	33.871	146.3	47.094	24.325	205.3	1:45.290	12	33.868	147.3	47.906	25.080	201.8	1:46.854
4	33.658	149.5	47.352	24.563	202.2	1:45.573	13	34.380	149.5	48.074	25.165	204.5	1:47.619
5	33.755	148.7	47.023	24.223	206.8	1:45.001	14	34.746	146.1	49.941	25.726	207.6	1:50.413
6	33.819	143.8	47.124	24.322	207.6	1:45.265	15	33.806	150.6	47.148	25.160	193.5	1:46.114
7	33.859	141.7	47.901	24.297	206.8	1:46.057	16	34.157	155.3	46.884	25.108	204.5	1:46.149
8	34.001	143.4	47.848	1:08.217		2:30.066 Pit	17	34.263	150.8	46.947	24.777	195.2	1:45.987
9	37.087	148.7	48.056	24.922	203.0	1:50.065							

47 COOKE						Ford Mustang						B	
1	46.445	126.7	53.778	27.479	183.0	2:07.702	9	47.684	127.5	1:01.105	28.909	170.8	2:17.698
2	36.584	138.1	51.053	27.270	177.9	1:54.907	10	39.266	131.3	56.120	28.865	161.1	2:04.251
3	36.301	145.1	51.762	27.694	172.2	1:55.757	11	39.209	133.1	57.242	29.243	174.1	2:05.694
4	37.341	141.7	52.358	26.889	175.8	1:56.588	12	38.473	123.7	56.981	29.711	175.6	2:05.165
5	37.712	138.2	51.972	26.877	177.6	1:56.561	13	37.547	131.7	57.198	29.515	147.5	2:04.260
6	37.953	121.2	53.235	27.419	174.4	1:58.607	14	38.817	128.2	56.107	29.423	158.3	2:04.347
7	37.015	142.4	52.150	27.525	174.7	1:56.690	15	39.388	133.6	54.900	28.777	172.5	2:03.065
8	36.837	141.9	53.047	2:02.886		3:32.770 Pit							



Circuit Length - 3.703 kilometres  
Grand Prix Circuit  
Brands Hatch

Weather/Track: Sun 18°/Dry 23°

Printed at 17:01, Sunday, 23 September, 2007

© MST Systems Ltd, 2005 (www.mstworld.com)

Page 5

# Heritage Grand Touring Cars

## Race 2 - Sector Analysis Report

Lap S1 Time S1 Spd S2 Time S2 Spd S3 Time S3 Spd Lap Time Pit Lap S1 Time S1 Spd S2 Time S2 Spd S3 Time S3 Spd Lap Time Pit

### 49 CAINE

1	41.555	136.8	50.652	26.026	183.9	1:58.233
2	34.524	138.6	48.410	26.597	183.9	1:49.531
3	34.453	130.5	51.434	26.408	182.4	1:52.295
4	35.221	137.9	50.245	25.709	183.6	1:51.175
5	34.693	140.0	49.061	27.564	180.0	1:51.318
6	33.541	144.5	48.333	25.693	182.4	1:47.567
7	34.212	143.6	47.516	25.817	181.2	1:47.545
8	34.075	143.4	47.651	26.293	181.2	1:48.019
9	34.096	141.1	48.036	1:26.889		2:49.021 Pit

### Lotus Elan S4

10	41.306	128.8	50.889	26.100	182.4	1:58.295
11	34.834	141.5	49.408	26.582	182.7	1:50.824
12	34.883	139.5	50.155	26.329	182.4	1:51.367
13	34.960	138.9	49.584	26.075	182.4	1:50.619
14	35.255	139.7	49.885	25.981	182.4	1:51.121
15	35.300	138.1	50.445	26.397	182.4	1:52.142
16	35.607	135.1	49.482	26.935	179.1	1:52.024
17	35.004	140.4	50.200	26.181	183.0	1:51.385

B

### 50 MOUNTAIN

1	44.537	131.7	51.340	27.383	174.4	2:03.260
2	36.030	136.5	50.868	27.309	173.3	1:54.207
3	35.699	136.0	50.758	27.190	173.9	1:53.647
4	35.647	132.6	51.865	27.149	176.7	1:54.661
5	35.893	137.7	50.623	26.906	175.6	1:53.422
6	35.481	138.2	50.268	27.075	172.2	1:52.824
7	36.167	133.0	51.028	26.990	173.6	1:54.185
8	35.737	136.1	49.963	26.753	172.5	1:52.453
9	35.237	138.1	52.790	1:33.467		3:01.494 Pit

### Lotus Cortina Mk1

10	40.834	131.8	52.194	28.729	172.5	2:01.757
11	36.402	134.4	52.036	28.000	174.1	1:56.438
12	36.147	132.8	52.439	27.722	173.3	1:56.308
13	36.339	131.8	52.117	28.349	175.0	1:56.805
14	36.840	129.0	52.295	28.062	172.8	1:57.197
15	37.171	131.7	52.156	28.183	175.0	1:57.510
16	36.798	131.8	52.917	28.137	171.7	1:57.852

A

### 56 MCCALLUM

1	38.028	153.1	49.035	24.714	206.8	1:51.777
2	33.852	151.4	49.837	25.561	201.4	1:49.250
3	33.909	151.4	48.601	25.088	202.2	1:47.598
4	33.243	160.0	49.565	25.353	199.2	1:48.161
5	33.486	151.4	49.094	25.653	197.0	1:48.233
6	33.726	154.2	49.192	1:08.061		2:30.979 Pit
7	35.383	160.2	46.916	24.481	206.5	1:46.780
8	32.657	156.5	45.771	24.251	204.5	1:42.679
9	32.604	158.5	46.243	24.334	206.1	1:43.181
10	32.563	161.6	46.690	24.896	205.3	1:44.149

### Aston Martin DB5

11	32.693	158.8	46.694	24.260	206.8	1:43.647
12	33.274	157.4	47.287	24.483	204.9	1:45.044
13	32.768	160.2	46.098	24.396	204.5	1:43.262
14	32.930	152.5	46.382	24.247	205.3	1:43.559
15	32.932	151.2	46.350	24.374	203.3	1:43.656
16	32.887	159.2	46.413	24.325	206.5	1:43.625
17	32.974	160.0	46.544	24.840	202.6	1:44.358
18	33.031	158.1	46.102	24.485	203.3	1:43.618

C

### 60 FORSTER

1	53.008	118.9	57.250	30.524	148.9	2:20.782
---	--------	-------	--------	--------	-------	----------

### Morris Mini Minor

--	--	--	--	--	--	--

A

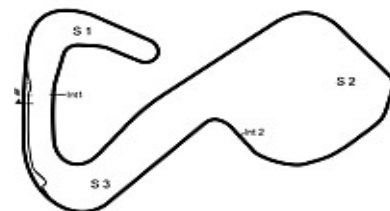
### 61 HAWCROFT

1	51.168	115.1	54.532	28.925		2:14.625
2	37.179	119.4	53.391	28.730		1:59.300
3	37.045	120.0	53.291	28.646	150.2	1:58.982
4	37.156	118.4	53.716	28.554		1:59.426
5	37.362	117.9	54.819	28.871	149.7	2:01.052
6	37.321	117.0	54.901	28.886	150.2	2:01.108
7	37.427	119.4	54.273	30.075	150.4	2:01.775
8	37.220	116.6	54.341	1:23.846		2:55.407 Pit

### Morris Mini

9	43.844	117.9	55.731	29.312	149.5	2:08.887
10	38.486	118.2	54.102	29.899	151.6	2:02.487
11	37.271	118.5	54.204	30.114		2:01.589
12	37.578	116.0	54.288	29.896	150.4	2:01.762
13	38.236	110.6	54.809	30.344	146.9	2:03.389
14	38.170	115.8	54.338	29.841		2:02.349
15	39.085	115.0	54.054	29.646		2:02.785

A



Circuit Length - 3.703 kilometres  
Grand Prix Circuit  
Brands Hatch

Weather/Track: Sun 18°/Dry 23°

Printed at 17:01, Sunday, 23 September, 2007

© MST Systems Ltd, 2005 (www.mstworld.com)

Page 6

# Heritage Grand Touring Cars

## Race 2 - Sector Analysis Report

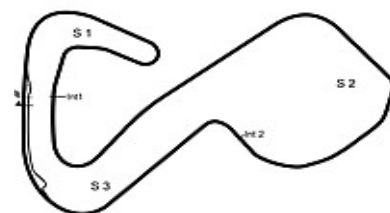
Lap S1 Time S1 Spd S2 Time S2 Spd S3 Time S3 Spd Lap Time Pit Lap S1 Time S1 Spd S2 Time S2 Spd S3 Time S3 Spd Lap Time Pit

69 HOLLINS						Morgan Plus 8						C	
1	37.397	149.7	48.420	25.202	207.2	1:51.019	10	32.905	156.9	46.604	24.584	206.1	1:44.093
2	34.163	152.7	49.369	25.204	206.8	1:48.736	11	33.124	151.8	49.501	24.976	203.3	1:47.601
3	33.381	152.5	47.728	24.759	206.8	1:45.868	12	32.778	159.0	47.302	26.059	202.6	1:46.139
4	33.044	159.2	47.318	25.052	206.1	1:45.414	13	33.783	159.0	46.841	1:43.038		3:03.662 Pit
5	33.097	159.2	46.971	24.767	207.2	1:44.835	14	38.884	151.2	47.458	24.765	203.7	1:51.107
6	33.040	158.5	47.083	24.883	205.7	1:45.006	15	33.168	157.2	47.021	25.127	203.3	1:45.316
7	33.097	153.6	48.053	24.543	206.5	1:45.693	16	32.898	161.4	46.331	24.800	205.3	1:44.029
8	33.609	154.0	47.985	25.109	203.7	1:46.703	17	32.941	155.6	46.821	24.794	203.7	1:44.556
9	32.835	160.2	47.945	24.509	206.8	1:45.289							

71 KNIGHT						Ford Escort						I	
1	50.510	126.6	53.603	28.124	183.9	2:12.237	10	35.719	133.3	51.702	26.325	183.3	1:53.746
2	36.392	135.3	53.510	26.876	183.6	1:56.778	11	35.429	145.3	50.115	26.288	188.8	1:51.832
3	37.399	119.8	52.468	26.837	190.1	1:56.704	12	36.928	116.6	49.781	25.723	183.6	1:52.432
4	35.374	137.2	50.728	26.481	185.5	1:52.583	13	34.859	128.7	52.519	25.996	191.1	1:53.374
5	35.646	138.8	51.288	26.252	185.5	1:53.186	14	35.153	131.0	52.874	26.570	175.6	1:54.597
6	36.823	137.0	49.726	26.167	183.6	1:52.716	15	35.433	133.4	53.416	26.680	180.9	1:55.529
7	36.801	131.7	51.605	26.417	183.6	1:54.823	16	36.871	134.8	50.381	26.094	186.2	1:53.346
8	36.027	131.3	51.438	1:26.076		2:53.541 Pit							
9	42.727	137.4	53.610	26.727	175.6	2:03.064							

75 WHITE						Triumph TR6						B	
1	47.219	122.7	55.120	27.939	175.0	2:10.278	10	35.402	124.2	53.459	1:19.095		2:47.956 Pit
2	37.189	132.1	53.412	26.684	181.8	1:57.285	11	41.493	128.5	51.113	26.677	177.6	1:59.283
3	35.690	130.9	52.124	26.514	180.6	1:54.328	12	36.537	130.9	51.136	26.006	177.0	1:53.679
4	35.192	133.9	52.456	26.125	179.1	1:53.773	13	36.731	136.1	51.185	25.915		1:53.831
5	35.767	129.9	51.035	26.372	179.1	1:53.174	14	36.244	124.4	53.393	26.848	179.4	1:56.485
6	35.165	129.0	52.113	26.245	180.6	1:53.523	15	37.469	115.1	52.839	27.023	183.6	1:57.331
7	35.516	127.8	50.903	26.405	177.9	1:52.824	16	36.124	129.6	51.812	26.623		1:54.559
8	35.146	127.0	51.465	26.089	182.7	1:52.700							
9	35.284	138.8	51.322	26.629	179.7	1:53.235							

79 O'BRIEN						Aston Martin DB4						C	
1	40.662	140.6	50.083	25.419	201.4	1:56.164	10	34.149	142.1	47.564	25.313	201.1	1:47.026
2	34.216	150.4	49.542	26.555	200.7	1:50.313	11	34.395	141.7	47.965	24.881	201.8	1:47.241
3	35.216	144.3	51.196	26.326	197.8	1:52.738	12	33.958	151.2	47.055	24.836	204.1	1:45.849
4	35.463	139.7	50.193	25.667	195.6	1:51.323	13	33.730	144.7	47.667	24.790	201.4	1:46.187
5	35.064	142.1	49.262	25.877	195.6	1:50.203	14	33.970	141.3	47.159	24.972	202.6	1:46.101
6	34.501	150.0	48.975	25.611	190.4	1:49.087	15	34.456	143.8	47.611	25.250	200.7	1:47.317
7	35.217	139.1	48.983	25.837	191.8	1:50.037	16	34.802	144.1	47.660	25.596	198.5	1:48.058
8	35.635	145.9	50.429	1:14.666		2:40.730 Pit	17	34.870	147.3	48.294	25.583	197.8	1:48.747
9	36.986	142.1	47.338	25.084	202.6	1:49.408							



Circuit Length - 3.703 kilometres  
Grand Prix Circuit  
Brands Hatch

Weather/Track: Sun 18°/Dry 23°

Printed at 17:01, Sunday, 23 September, 2007

© MST Systems Ltd, 2005 (www.mstworld.com)

Page 7

# Heritage Grand Touring Cars

## Race 2 - Sector Analysis Report

Lap S1 Time S1 Spd S2 Time S2 Spd S3 Time S3 Spd Lap Time Pit Lap S1 Time S1 Spd S2 Time S2 Spd S3 Time S3 Spd Lap Time Pit

### 80 DAVIDS

Porsche 911							B						
1	38.821	147.9	49.045	25.595	190.4	1:53.461	10	34.397	150.6	48.261	1:13.700	2:36.358	Pit
2	33.542	150.2	49.002	25.514	193.8	1:48.058	11	39.580	154.2	49.322	26.527	190.1	1:55.429
3	34.589	147.5	48.839	25.604	188.8	1:49.032	12	34.823	151.0	48.688	26.771	189.8	1:50.282
4	33.988	148.7	49.410	25.599	190.1	1:48.997	13	33.956	154.7	48.586	26.557	188.1	1:49.099
5	34.213	148.5	48.924	25.924	191.1	1:49.061	14	35.393	150.2	50.184	26.374	190.1	1:51.951
6	34.279	148.3	47.889	25.593	183.3	1:47.761	15	34.637	149.1	49.240	26.141	190.8	1:50.018
7	33.766	152.9	47.767	25.417	186.2	1:46.950	16	35.220	146.3	48.847	26.175	192.1	1:50.242
8	33.905	152.7	47.759	25.976	184.3	1:47.640	17	35.032	155.6	49.329	25.855	193.2	1:50.216
9	34.456	151.0	47.887	25.311	185.5	1:47.654							

### 85 DEATH

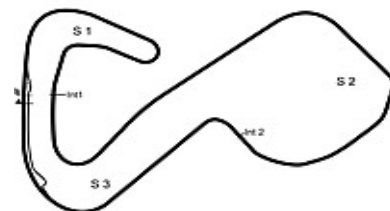
Mini Cooper S							A							
1	40.997	139.3	50.450	26.191	180.0	1:57.638	5	38.679	131.0	54.774	30.410	119.0	2:03.863	
2	34.859	142.6	48.431	26.659	178.5	1:49.949	6	39.925	88.3	1:06.299	1:33.439		3:19.663	Pit
3	34.465	138.9	53.297	31.470	121.3	1:59.232								
4	41.055	105.6	1:02.108	1:54.047		3:37.210	Pit							

### 86 BREWER

Triumph TR4							B							
1	45.953	123.5	56.119	27.822	173.9	2:09.894	9	38.406	128.2	53.744	28.459	169.2	2:00.609	
2	36.621	129.6	53.188	27.985	168.2	1:57.794	10	37.775	133.6	53.818	28.341	172.5	1:59.934	
3	37.381	135.5	53.050	27.906	170.8	1:58.337	11	38.112	133.4	53.479	28.155	168.2	1:59.746	
4	36.829	135.1	52.872	27.670	169.5	1:57.371	12	39.065	125.5	53.748	28.405	164.1	2:01.218	
5	37.078	127.5	53.890	28.095	168.2	1:59.063	13	38.224	122.0	54.296	28.707	168.4	2:01.227	
6	37.379	133.4	53.765	27.934	164.8	1:59.078	14	37.722	126.9	55.396	28.207	167.7	2:01.325	
7	37.566	122.8	53.627	1:32.195		3:03.388	Pit	15	37.509	126.3	53.706	28.972	161.6	2:00.187
8	46.273	120.5	55.154	29.036	160.4	2:10.463								

### 92 MCCARTHY

MGB GT V8							C							
1	43.340	149.7	48.778	24.782	210.1	1:56.900	9	33.085	156.9	46.953	24.206	201.8	1:44.244	
2	34.997	155.3	48.061	25.031	206.1	1:48.089	10	33.178	153.6	45.826	1:06.972		2:25.976	Pit
3	33.798	148.9	47.688	25.472	203.0	1:46.958	11	37.252	147.7	46.403	24.371	203.0	1:48.026	
4	33.211	147.7	49.183	24.481	208.0	1:46.875	12	32.807	152.9	46.688	24.310	202.6	1:43.805	
5	32.721	153.1	47.930	24.678	206.8	1:45.329	13	32.846	147.9	46.230	24.014	206.8	1:43.090	
6	32.817	154.5	45.879	24.433	204.9	1:43.129	14	33.238	152.3	45.686	24.618	208.4	1:43.542	
7	32.700	145.5	45.984	24.065	207.6	1:42.749								
8	32.776	154.5	46.210	24.372	205.7	1:43.358								



Circuit Length - 3.703 kilometres  
Grand Prix Circuit  
Brands Hatch

Weather/Track: Sun 18°/Dry 23°

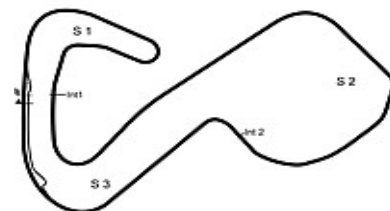
Printed at 17:01, Sunday, 23 September, 2007

© MST Systems Ltd, 2005 (www.mstworld.com)

# Heritage Grand Touring Cars

## Race 2 - Best Sector Speeds Report

SECTOR 1				SECTOR 2		SECTOR 3		
POS	NO	NAME	SPEED	LAP	NO	NAME	SPEED	LAP
1	11	HALL	169.5	9	11	HALL	216.8	2
2	27	LLOYD	167.1	4	1	BRYANT	213.8	13
3	1	BRYANT	166.4	9	27	LLOYD	213.4	1
4	56	MCCALLUM	161.6	10	21	SCRAGG	210.9	1
5	69	HOLLINS	161.4	16	92	MCCARTHY	210.1	1
6	44	SEARLES	158.3	16	4	BARROW	208.4	2
7	45	HAMMOND	158.3	11	7	NORTH	207.6	2
8	6	BRYAN	158.1	6	45	HAMMOND	207.6	6
9	92	MCCARTHY	156.9	9	69	HOLLINS	207.2	1
10	4	BARROW	156.7	6	56	MCCALLUM	206.8	1
11	21	SCRAGG	156.5	15	44	SEARLES	206.1	15
12	8	WHEELER	156.0	15	8	WHEELER	205.3	7
13	80	DAVIDS	155.6	17	35	DICKSON	204.9	1
14	7	NORTH	154.7	7	6	BRYAN	204.1	5
15	33	BLOOHN	154.0	8	79	O'BRIEN	204.1	12
16	37	LEES	152.3	9	37	LEES	197.8	3
17	35	DICKSON	152.1	2	80	DAVIDS	193.8	2
18	79	O'BRIEN	151.2	12	71	KNIGHT	191.1	13
19	29	THOMAS	145.7	15	29	THOMAS	190.1	1
20	71	KNIGHT	145.3	11	40	WILLIAMS	184.3	9
21	47	COOKE	145.1	3	49	CAINE	183.9	1
22	49	CAINE	144.5	6	75	WHITE	183.6	15
23	40	WILLIAMS	144.3	8	47	COOKE	183.0	1
24	85	DEATH	142.6	2	19	STREETER	181.8	13
25	19	STREETER	140.6	11	31	MASTERS	180.9	4
26	31	MASTERS	139.3	2	85	DEATH	180.0	1
27	75	WHITE	138.8	9	50	MOUNTAIN	176.7	4
28	50	MOUNTAIN	138.2	6	12	BROWN	175.6	3
29	12	BROWN	135.5	4	86	BREWER	173.9	1
30	86	BREWER	135.5	3	32	MCCARTHY	160.0	6
31	32	MCCARTHY	123.9	3	61	HAWCROFT	151.6	10
32	61	HAWCROFT	120.0	3	60	FORSTER	148.9	1
33	60	FORSTER	118.9	1				



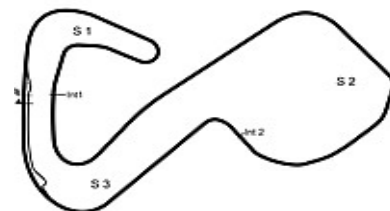
Circuit Length - 3.703 kilometres  
Grand Prix Circuit  
Brands Hatch

Weather/Track: Sun 18°/Dry 23°

## Heritage Grand Touring Cars Race 2 - Best Sector Times Report

POS	NO	SECTOR 1		NO	SECTOR 2		NO	SECTOR 3		NO	NAME	IDEAL/BEST LAP COMPARISON			
		TIME	LAP		TIME	LAP		TIME	LAP			IDEAL	BEST	LAP	DIFF
1	27	30.906	3	11	43.514	5	1	22.896	13	1	BRYANT	1:37.788	1:38.623	11	+ 0.835
2	1	31.342	12	1	43.550	11	11	22.907	1	11	HALL	1:37.888	1:38.065	5	+ 0.177
3	11	31.467	5	27	44.069	18	27	23.089	1	27	LLOYD	1:38.064	1:38.659	18	+ 0.595
4	56	32.563	10	92	45.686	14	92	24.014	13	92	MCCARTHY	1:42.400	1:42.749	7	+ 0.349
5	92	32.700	7	21	45.749	1	21	24.164	1	56	MCCALLUM	1:42.581	1:42.679	8	+ 0.098
6	37	32.739	9	56	45.771	8	45	24.223	5	21	SCRAGG	1:42.685	1:43.101	5	+ 0.416
7	21	32.772	6	8	45.967	8	56	24.247	14	8	WHEELER	1:43.354	1:43.844	12	+ 0.490
8	69	32.778	12	69	46.331	16	8	24.358	8	69	HOLLINS	1:43.618	1:44.029	16	+ 0.411
9	8	33.029	12	45	46.684	11	69	24.509	9	45	HAMMOND	1:44.505	1:45.001	5	+ 0.496
10	44	33.529	5	79	47.055	12	4	24.727	16	37	LEES	1:44.839	1:45.012	9	+ 0.173
11	49	33.541	6	35	47.082	2	44	24.772	15	79	O'BRIEN	1:45.575	1:45.849	12	+ 0.274
12	80	33.542	2	37	47.191	7	79	24.790	13	44	SEARLES	1:45.769	1:46.545	6	+ 0.776
13	45	33.598	10	7	47.318	7	35	24.901	1	35	DICKSON	1:46.056	1:46.606	2	+ 0.550
14	79	33.730	13	44	47.468	10	37	24.909	9	7	NORTH	1:46.477	1:47.372	7	+ 0.895
15	29	33.778	6	49	47.516	7	6	25.033	6	4	BARROW	1:46.584	1:47.441	16	+ 0.857
16	4	33.798	7	6	47.559	13	7	25.112	12	6	BRYAN	1:46.596	1:46.666	6	+ 0.070
17	6	34.004	6	80	47.759	8	33	25.288	5	80	DAVIDS	1:46.612	1:46.950	7	+ 0.338
18	7	34.047	8	4	48.059	16	80	25.311	9	49	CAINE	1:46.750	1:47.545	7	+ 0.795
19	35	34.073	2	85	48.431	2	29	25.678	6	29	THOMAS	1:48.102	1:48.102	6	+ 0.000
20	85	34.465	3	29	48.646	6	49	25.693	6	85	DEATH	1:49.087	1:49.949	2	+ 0.862
21	19	34.698	11	33	49.301	16	71	25.723	12	33	BLOOHN	1:49.448	1:50.279	6	+ 0.831
22	33	34.859	6	71	49.726	6	75	25.915	13	71	KNIGHT	1:50.308	1:51.832	11	+ 1.524
23	71	34.859	13	19	49.867	15	40	25.925	9	19	STREETER	1:50.835	1:51.475	15	+ 0.640
24	12	35.106	3	12	49.904	8	85	26.191	1	12	BROWN	1:51.783	1:53.130	5	+ 1.347
25	40	35.107	3	50	49.963	8	19	26.270	10	50	MOUNTAIN	1:51.953	1:52.453	8	+ 0.500
26	75	35.146	8	75	50.903	7	31	26.270	7	75	WHITE	1:51.964	1:52.700	8	+ 0.736
27	31	35.213	4	31	50.951	5	50	26.753	8	40	WILLIAMS	1:51.989	1:52.660	4	+ 0.671
28	50	35.237	9	40	50.957	4	12	26.773	7	31	MASTERS	1:52.434	1:52.803	7	+ 0.369
29	47	36.301	3	47	51.053	2	47	26.877	5	47	COOKE	1:54.231	1:54.907	2	+ 0.676
30	32	36.489	4	32	52.522	6	86	27.670	4	32	MCCARTHY	1:57.126	1:57.264	6	+ 0.138
31	86	36.621	2	86	52.872	4	32	28.115	6	86	BREWER	1:57.163	1:57.371	4	+ 0.208
32	61	37.045	3	61	53.291	3	61	28.554	4	61	HAWCROFT	1:58.890	1:58.982	3	+ 0.092
33	60	53.008	1	60	57.250	1	60	30.524	1	60	FORSTER	2:20.782	2:20.782	1	+ 0.000

'Perfect Lap' - 1:37.316



Circuit Length - 3.703 kilometres  
Grand Prix Circuit  
Brands Hatch

Weather/Track: Sun 18°/Dry 23°

# Heritage Grand Touring Cars

## LAP CHART - RACE 2

Lap 1			Lap 2			Lap 3			Lap 4			Lap 5		
No	Behind	Laptime	No	Behind	Laptime	No	Behind	Laptime	No	Behind	Laptime	No	Behind	Laptime
11		1:41.485	11		1:40.184	11		1:38.349	11		1:38.205	11		1:38.065
27	0.587	1:42.072	27	0.980	1:40.577	27	2.122	1:39.491	27	4.608	1:40.691	27	6.990	1:40.447
1	2.816	1:44.301	1	4.411	1:41.779	1	8.805	1:42.743	1	13.202	1:42.602	1	18.479	1:43.342
21	3.988	1:45.473	21	7.452	1:43.648	21	13.155	1:44.052	21	18.794	1:43.844	21	23.830	1:43.101
8	8.303	1:49.788	45	17.097	1:48.831	45	24.038	1:45.290	45	31.406	1:45.573	45	38.342	1:45.001
45	8.450	1:49.935	69	18.086	1:48.736	69	25.605	1:45.868	69	32.814	1:45.414	69	39.584	1:44.835
69	9.534	1:51.019	8	18.939	1:50.820	56	28.607	1:47.598	56	38.563	1:48.161	92	47.863	1:45.329
56	10.292	1:51.777	56	19.358	1:49.250	8	29.815	1:49.225	92	40.599	1:46.875	56	48.731	1:48.233
44	11.113	1:52.598	80	19.850	1:48.058	80	30.533	1:49.032	8	40.726	1:49.116	44	51.453	1:48.040
80	11.976	1:53.461	7	20.640	1:48.591	44	30.679	1:47.974	80	41.325	1:48.997	8	52.225	1:49.564
7	12.233	1:53.718	44	21.054	1:50.125	7	31.773	1:49.482	44	41.478	1:49.004	80	52.321	1:49.061
37	12.835	1:54.320	4	21.570	1:48.807	92	31.929	1:46.958	7	42.402	1:48.834	37	52.490	1:47.751
4	12.947	1:54.432	35	21.585	1:46.606	37	32.374	1:48.299	37	42.804	1:48.635	7	52.746	1:48.409
79	14.679	1:56.164	37	22.424	1:49.773	4	38.052	1:54.831	4	47.632	1:47.785	4	57.498	1:47.931
6	15.076	1:56.561	92	23.320	1:48.089	35	38.519	1:55.283	35	49.111	1:48.797	6	1:01.019	1:48.219
35	15.163	1:56.648	79	24.808	1:50.313	79	39.197	1:52.738	6	50.865	1:49.605	26	1:01.345	1:46.899
92	15.415	1:56.900	6	25.180	1:50.288	6	39.465	1:52.634	79	52.315	1:51.323	79	1:04.453	1:50.203
85	16.153	1:57.638	85	25.918	1:49.949	49	40.041	1:52.295	26	52.511	1:50.312	49	1:06.264	1:51.318
49	16.748	1:58.233	49	26.095	1:49.531	29	40.394	1:52.345	49	53.011	1:51.175	29	1:06.891	1:51.243
29	17.088	1:58.573	29	26.398	1:49.494	26	40.404	1:49.717	29	53.713	1:51.524	85	1 LAP	3:37.210P
19	19.100	2:00.585	26	29.036	1:47.718	19	45.487	1:52.040	19	1:00.603	1:53.321	19	1:14.996	1:52.458
40	19.964	2:01.449	19	31.796	1:52.880	85	46.801	1:59.232	40	1:04.287	1:52.660	33	1:18.186	1:50.537
12	21.290	2:02.775	40	33.753	1:53.973	40	49.832	1:54.428	33	1:05.714	1:51.312	40	1:20.382	1:54.160
26	21.502	2:02.987	12	34.519	1:53.413	12	49.835	1:53.665	12	1:07.308	1:55.678	12	1:22.373	1:53.130
50	21.775	2:03.260	50	35.798	1:54.207	50	51.096	1:53.647	50	1:07.552	1:54.661	50	1:22.909	1:53.422
47	26.217	2:07.702	33	40.454	1:51.537	33	52.607	1:50.502	47	1:16.731	1:56.588	75	1:32.550	1:53.174
32	27.971	2:09.456	47	40.940	1:54.907	47	58.348	1:55.757	75	1:17.441	1:53.773	31	1:33.463	1:53.289
86	28.409	2:09.894	75	45.894	1:57.285	75	1:01.873	1:54.328	31	1:18.239	1:53.702	71	1:35.200	1:53.186
75	28.793	2:10.278	86	46.019	1:57.794	31	1:02.742	1:54.273	71	1:20.079	1:52.583	47	1:35.227	1:56.561
33	29.101	2:10.586	31	46.818	1:56.990	71	1:05.701	1:56.704	86	1:25.173	1:57.371			
31	30.012	2:11.497	71	47.346	1:56.778	86	1:06.007	1:58.337	32	1:27.832	1:58.019			
71	30.752	2:12.237	32	47.868	2:00.081	32	1:08.018	1:58.499	61	1:34.110	1:59.426			
61	33.140	2:14.625	61	52.256	1:59.300	61	1:12.889	1:58.982						
60	39.297	2:20.782												

Weather/Track: Sun 17°/Dry 20°

www.mstworld.com

Page 1 of 4

Brands Hatch GP  
Circuit Length = 3.7030 km.  
Start: 16:24 End: 16:55

Printed - 17:02 Sunday, 23 September 2007

# Heritage Grand Touring Cars

## LAP CHART - RACE 2

(contd.)

Lap 6			Lap 7			Lap 8			Lap 9			Lap 10		
No	Behind	Laptime	No	Behind	Laptime	No	Behind	Laptime	No	Behind	Laptime	No	Behind	Laptime
11		1:38.673	11		1:39.398	11		1:41.919	27		1:41.704	11		1:46.679
86	1 LAP	1:59.063	56	1 LAP	2:30.979P	33	1 LAP	1:54.842	8	1 LAP	1:44.109	21	0.799	1:45.254
27	9.258	1:40.941	8	1 LAP	2:30.140P	56	1 LAP	1:46.780	50	1 LAP	1:52.453	79	1 LAP	1:49.408
32	1 LAP	1:58.697	75	1 LAP	1:53.523	50	1 LAP	1:54.185	44	1 LAP	2:39.380P	49	1 LAP	2:49.021P
61	1 LAP	2:01.052	31	1 LAP	1:53.418	12	1 LAP	1:54.654	75	1 LAP	1:52.700	27	12.556	2:27.077P
1	22.959	1:43.153	71	1 LAP	1:52.716	27	11.078	1:41.615	11	27.842	2:20.624P	7	1 LAP	1:54.878
21	28.404	1:43.247	27	11.382	1:41.522	8	1 LAP	1:49.383	21	30.066	1:45.733	69	19.075	1:44.093
45	44.934	1:45.265	47	1 LAP	1:58.607	75	1 LAP	1:52.824	79	1 LAP	2:40.730P	4	1 LAP	2:00.751
69	45.917	1:45.006	86	1 LAP	1:59.078	31	1 LAP	1:52.803	7	1 LAP	2:58.967P	1	39.107	1:39.298
92	52.319	1:43.129	32	1 LAP	1:57.264	71	1 LAP	1:54.823	4	1 LAP	2:58.346P	29	1 LAP	1:52.045
44	59.325	1:46.545	21	33.900	1:44.894	47	1 LAP	1:56.690	92	48.571	1:44.244	6	1 LAP	1:49.629
80	1:01.409	1:47.761	61	1 LAP	2:01.108	21	37.115	1:45.134	69	49.503	1:45.289	12	1 LAP	2:01.411
7	1:03.299	1:49.226	45	51.593	1:46.057	69	56.996	1:46.703	12	1 LAP	2:43.835P	33	1 LAP	2:03.123
37	1:03.878	1:50.061	69	52.212	1:45.693	92	57.109	1:43.358	29	1 LAP	1:58.865	50	1 LAP	3:01.494P
4	1:07.291	1:48.466	40	1 LAP	2:52.068P	29	1 LAP	3:02.798P	6	1 LAP	1:53.165	19	1 LAP	1:52.145
6	1:09.012	1:46.666	92	55.670	1:42.749	61	1 LAP	2:01.775	33	1 LAP	2:56.730P	40	1 LAP	1:54.191
26	1:09.248	1:46.576	19	1 LAP	3:05.173P	6	1 LAP	3:18.697P	80	1:09.554	1:47.654	92	1:00.026	2:25.976P
79	1:14.867	1:49.087	44	1:06.841	1:46.914	40	1 LAP	2:00.970	37	1:10.065	1:45.012	56	1:09.206	1:44.149
49	1:15.158	1:47.567	80	1:08.961	1:46.950	80	1:14.682	1:47.640	1	1:14.330	1:39.189	45	1:11.124	1:48.622
29	1:16.320	1:48.102	7	1:11.273	1:47.372	37	1:17.835	1:48.032	26	1:16.387	1:47.622	71	1 LAP	2:03.064
33	1:29.792	1:50.279	37	1:11.722	1:47.242	19	1 LAP	1:59.728	40	1 LAP	1:57.653	8	1:17.350	1:44.419
85	1 LAP	2:03.863	4	1:16.086	1:48.193	26	1:21.547	1:46.160	19	1 LAP	1:51.986	80	1:31.391	2:36.358P
12	1:37.060	1:53.360	26	1:17.306	1:47.456	1	1:27.923	1:42.459	71	1 LAP	2:53.541P	44	1:38.420	1:47.046
50	1:37.060	1:52.824	49	1:23.305	1:47.545	49	1:29.405	1:48.019	45	1:37.023	1:50.065			
			79	1:25.506	1:50.037	85	2 LAPS	3:19.663P	56	1:39.578	1:43.181			
			1	1:27.383	2:43.822P	45	1:39.740	2:30.066P	8	1:47.452	1:44.367			
						86	1 LAP	3:03.388P	61	1 LAP	2:55.407P			
						56	1:49.179	1:42.679	44	2:05.895	1:54.375			
						32	1 LAP	3:05.503P	86	1 LAP	2:10.463			
									32	1 LAP	2:09.498			
									47	1 LAP	3:32.770P			
									75	2:12.060	1:53.235			

Weather/Track: Sun 17°/Dry 20°

www.mstworld.com

Page 2 of 4

Brands Hatch GP  
Circuit Length = 3.7030 km.  
Start: 16:24 End: 16:55

Printed - 17:02 Sunday, 23 September 2007

# Heritage Grand Touring Cars

## LAP CHART - RACE 2

(contd.)

Lap 11			Lap 12			Lap 13			Lap 14			Lap 15		
No	Behind	Laptime	No	Behind	Laptime	No	Behind	Laptime	No	Behind	Laptime	No	Behind	Laptime
11		1:41.379	11		1:40.144	11		1:39.792	11		1:39.890	11		1:42.759
21	4.573	1:45.153	44	1 LAP	1:47.561	44	1 LAP	1:47.006	71	2 LAPS	1:52.432	33	2 LAPS	1:51.678
86	2 LAPS	2:00.609	80	1 LAP	1:55.429	80	1 LAP	1:50.282	50	2 LAPS	1:56.308	19	2 LAPS	1:53.303
79	1 LAP	1:47.026	27	15.830	1:39.214	27	15.800	1:39.762	69	1 LAP	3:03.662P	47	3 LAPS	2:05.165
32	2 LAPS	2:02.238	79	1 LAP	1:47.241	79	1 LAP	1:45.849	27	15.757	1:39.847	75	2 LAPS	1:53.831
26	1 LAP	2:55.276P	26	1 LAP	1:50.515	26	1 LAP	1:47.073	44	1 LAP	1:47.359	12	2 LAPS	1:56.277
61	2 LAPS	2:08.887	86	2 LAPS	1:59.934	1	33.952	1:38.673	80	1 LAP	1:49.099	27	13.904	1:40.906
27	16.760	1:45.583	69	31.292	1:46.139	37	1 LAP	1:47.576	79	1 LAP	1:46.187	71	2 LAPS	1:53.374
37	1 LAP	3:09.000P	7	1 LAP	1:49.715	7	1 LAP	1:53.218	1	32.774	1:38.712	69	1 LAP	1:51.107
7	1 LAP	1:50.737	1	35.071	1:38.864	49	1 LAP	1:51.367	26	1 LAP	1:46.376	50	2 LAPS	1:56.805
69	25.297	1:47.601	37	1 LAP	1:52.345	86	2 LAPS	1:59.746	37	1 LAP	1:45.964	44	1 LAP	1:47.808
49	1 LAP	1:58.295	32	2 LAPS	2:02.319	61	2 LAPS	2:01.589	7	1 LAP	1:49.021	1	28.878	1:38.863
47	2 LAPS	2:17.698	61	2 LAPS	2:02.487	4	1 LAP	1:52.179	49	1 LAP	1:50.619	80	1 LAP	1:51.951
1	36.351	1:38.623	49	1 LAP	1:50.824	6	1 LAP	1:48.308	86	2 LAPS	2:01.218	79	1 LAP	1:46.101
4	1 LAP	1:52.192	4	1 LAP	1:52.619	21	1:13.095	1:47.923	4	1 LAP	1:50.401	26	1 LAP	1:46.655
6	1 LAP	1:48.518	47	2 LAPS	2:04.251	92	1:13.632	1:43.090	6	1 LAP	1:47.673	37	1 LAP	1:46.659
29	1 LAP	1:53.619	6	1 LAP	1:47.936	29	1 LAP	1:53.208	21	1:16.885	1:43.680	7	1 LAP	1:50.617
75	1 LAP	2:47.956P	21	1:04.964	2:40.535P	56	1:19.844	1:43.262	92	1:17.284	1:43.542	49	1 LAP	1:51.121
12	1 LAP	1:57.664	29	1 LAP	1:51.952	47	2 LAPS	2:05.694	61	2 LAPS	2:01.762	4	1 LAP	1:48.142
92	1:06.673	1:48.026	92	1:10.334	1:43.805	45	1:29.447	1:47.619	56	1:23.513	1:43.559	21	1:18.616	1:44.490
19	1 LAP	1:51.476	56	1:16.374	1:45.044	8	1:30.226	1:46.030	29	1 LAP	1:53.113	6	1 LAP	1:48.961
33	1 LAP	1:53.569	19	1 LAP	1:52.158	19	1 LAP	1:53.560	8	1:39.446	1:49.110	56	1:24.410	1:43.656
40	1 LAP	1:54.794	12	1 LAP	1:56.152	33	1 LAP	1:51.185	45	1:39.970	1:50.413	86	2 LAPS	2:01.227
56	1:11.474	1:43.647	45	1:21.620	1:46.854	12	1 LAP	1:56.100				8	1:40.691	1:44.004
45	1:14.910	1:45.165	33	1 LAP	1:54.090	75	1 LAP	1:53.679						
50	1 LAP	2:01.757	75	1 LAP	1:59.283									
8	1:20.288	1:44.317	8	1:23.988	1:43.844									
71	1 LAP	1:53.746	40	1 LAP	1:57.286									
			50	1 LAP	1:56.438									
			71	1 LAP	1:51.832									

Weather/Track: Sun 17°/Dry 20°

www.mstworld.com

Page 3 of 4

Brands Hatch GP  
Circuit Length = 3.7030 km.  
Start: 16:24 End: 16:55

Printed - 17:02 Sunday, 23 September 2007

# Heritage Grand Touring Cars

## LAP CHART - RACE 2

(contd.)

Lap 16			Lap 17			Lap 18			Lap 19			Lap 20		
No	Behind	Laptime	No	Behind	Laptime	No	Behind	Laptime	No	Behind	Laptime	No	Behind	Laptime
11		1:41.004	11		1:40.135	11		1:39.656						
29	2 LAPS	1:52.852	8	1 LAP	1:43.972	8	1 LAP	1:45.689						
61	3 LAPS	2:03.389	45	1 LAP	1:46.149	27	12.896	1:38.659						
45	1 LAP	1:46.114	86	3 LAPS	2:01.325	45	1 LAP	1:45.987						
33	2 LAPS	1:51.225	29	2 LAPS	1:52.418	29	2 LAPS	1:50.924						
27	14.721	1:41.821	27	13.893	1:39.307	1	25.932	1:39.336						
19	2 LAPS	1:52.544	61	3 LAPS	2:02.349	86	3 LAPS	2:00.187						
75	2 LAPS	1:56.485	33	2 LAPS	1:50.942	33	2 LAPS	1:51.741						
12	2 LAPS	1:58.004	19	2 LAPS	1:51.475	69	1 LAP	1:44.556						
1	27.651	1:39.777	1	26.252	1:38.736	19	2 LAPS	1:51.779						
69	1 LAP	1:45.316	69	1 LAP	1:44.029	61	3 LAPS	2:02.785						
47	3 LAPS	2:04.260	44	1 LAP	1:49.028	44	1 LAP	1:47.139						
44	1 LAP	1:47.089	75	2 LAPS	1:57.331	75	2 LAPS	1:54.559						
71	2 LAPS	1:54.597	12	2 LAPS	1:56.355	79	1 LAP	1:48.747						
50	2 LAPS	1:57.197	71	2 LAPS	1:55.529	12	2 LAPS	1:55.307						
79	1 LAP	1:47.317	79	1 LAP	1:48.058	71	2 LAPS	1:53.346						
80	1 LAP	1:50.018	47	3 LAPS	2:04.347	26	1 LAP	1:46.296						
26	1 LAP	1:46.608	80	1 LAP	1:50.242	80	1 LAP	1:50.216						
37	1 LAP	1:47.239	26	1 LAP	1:46.365	50	2 LAPS	1:57.852						
7	1 LAP	1:49.679	50	2 LAPS	1:57.510	47	3 LAPS	2:03.065						
49	1 LAP	1:52.142	37	1 LAP	1:49.636	37	1 LAP	1:49.599						
21	1:23.664	1:46.052	7	1 LAP	1:50.060	7	1 LAP	1:49.278						
4	1 LAP	1:49.741	21	1:28.987	1:45.458	21	1:33.685	1:44.354						
6	1 LAP	1:48.480	56	1:31.254	1:44.358	56	1:35.216	1:43.618						
56	1:27.031	1:43.625	49	1 LAP	1:52.024	4	1 LAP	1:48.743						
			4	1 LAP	1:47.441	6	1 LAP	1:48.683						
			6	1 LAP	1:48.374	49	1 LAP	1:51.385						

Weather/Track: Sun 17°/Dry 20°

www.mstworld.com

Page 4 of 4

Brands Hatch GP  
Circuit Length = 3.7030 km.  
Start: 16:24 End: 16:55

Printed - 17:02 Sunday, 23 September 2007